

PRICE LIST
OF
SPARE PARTS
FOR THE
MODERN
ARIEL
MOTOR CYCLE

*Prices given in this List apply to the Home Market
only and are subject to alteration without notice*

1933-4

THE
SQUARE FOUR
4 CYLINDER



ARIEL
MOTORS (J.S.) LTD.
SELLY OAK - - - BIRMINGHAM

Telephone :
SELLY OAK 1381

Telegrams :
ARIEL, SELLY OAK

Very Important!

Read carefully before ordering Spare Parts

THE terms of spare parts are net cash with order, together with a suitable amount to cover postage or carriage. Deposit accounts may be opened.

When goods are ordered and remittance is not enclosed, parts will as far as possible be despatched immediately per C.O.D. post.

Always state your requirements clearly, not forgetting to state **frame and engine numbers with the letter preceding each number, also type and year of machine.**

Do not include your order for spares in a letter relating to other things; give the order on a separate sheet, so that it may be sent to the Service Department without delay.

When in doubt send the old parts as patterns, and do not forget to include your name and address.

When telegraphing a money order do not fail to give your name and address, and concise particulars of your requirements. Should parts be returned for repair be sure they are securely packed, otherwise costly damage may occur. Always pack an engine or a cylinder in a stout box with plenty of padding. All goods consigned to the factory must be carriage paid. Machines returned for overhaul or repair should be stripped of all accessories; we would respectfully emphasise that we cannot accept responsibility for tools, tyre inflators, and other items of loose equipment which are easily lost or damaged in transit.

Name and address of the sender should always be attached to returned machines and parts, and a letter of advice posted separately.

We are pleased to give estimates for overhauls and repairs, but cannot give firm quotations as necessities may be discovered not foreseen when estimating.

Should an estimate not be accepted, payment for dismantling and re-assembling must be made.

ARIEL MOTORS (J.S.) LTD.,

Selly Oak,

BIRMINGHAM.

www.fpw.it

INDEX OF PARTS

	Page
Brake Pedal (Rear) with rod and fittings	24
Carrier	26
Chain Covers	28
Chains (Driving)	28
Crankcase and Fittings	6
Cylinder and Fittings	4
Engine Plates	12
Exhaust System	30
Footrests	24
Frame	22
Front Forks, Mudguard and Fittings	16
Gear Control Parts	24
Gear Cover and Fittings	10
Handlebars and Fittings	32
Instrument Panel.. .. .	24
Lighting Set Fittings	30
Magneto Fixing	12
Main Driving Gear Assembly	6
Mudguard (Rear) and Fittings	26
Oil Pump Parts	12
Oil Filter—Felt Pad Type	8
Oil Gauge and Fittings	24
Petrol Tank and Fittings	22
Pillion Footrests	26
Pistons and Fittings	8
Repair Prices	34
Rocker Box and Fittings	4
Saddle and Fittings	30
Shock Absorber. Engine Shaft	6
Speedometer Fittings	24
Sprockets (Engine)	6
Stand, Rear	24
Steering Head and Fittings	20
Steering Damper	20
Timing Gear	10
Tool Kit	32
Valves and Fittings	4
Wheel and Hub—Front	14
Rear	14

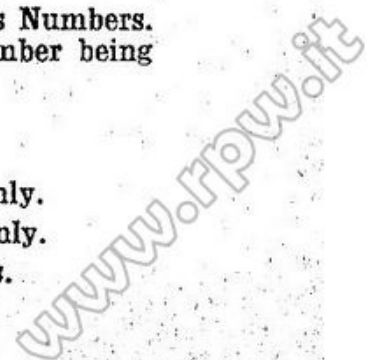
NOTE.—A few parts may be found listed under two different Spares Numbers. Any such interchangeability is shown by the alternative spares number being given in brackets, e.g., 1200-31 (Int. 1431-31).

The Meaning of the Asterisk is—

If to the **left** of the line, the part is used on **1933 models only.**

If to the **right** of the line, the part is used on **1934 models only.**

If **no asterisk**, the part is used on both **1933 and 1934 models.**



CYLINDERS AND FITTINGS

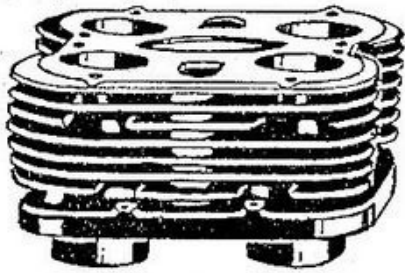
Order by SPARES No.	Do not use PART No.	DESCRIPTION OF PART	No. Per Set	Price, each £ s. d.
24-32	ET/771	Cylinder Block only, 500 c.c.	.. 1 ..	
25-32	ET/682	Cylinder Block only, 600 c.c.	.. 1 ..	
48-32	ET/696	Cylinder Head (18 mm. Spark Plugs) and Valve Guides only	.. 1 ..	
48-34	ET/696a	Cylinder Head (14 mm. Spark Plugs) and Valve Guides only	.. 1 ..	
74-32	ET/695	Head Gasket	.. 1 ..	
96-31	ET/248	Carburettor Joint Washer	.. 1 ..	
0516	D9/148	Carburettor Fixing Bolt, $\frac{1}{4}$ " dia. \times $\frac{13}{16}$ " \times 26 T.P.I.	.. 2 ..	
S5-2		Spring Washer	.. 2 ..	
129-31	ET/607	Cylinder Base Washer	.. 1 ..	
S1-3		Cylinder Base Nut	.. 8 ..	
S5-3		Cylinder Base Nut Spring Washer	.. 8 ..	
171-32	ET/699	Head Securing Bolt and Washer, $\frac{3}{8}$ " dia. \times 3 $\frac{21}{32}$ " overall	.. 8 ..	

VALVES AND FITTINGS

418-31	ET/39	Valve, Inlet and Exhaust	.. 8 ..	
477-32	ET/775	Valve Guide, Inlet and Exhaust	.. 8 ..	
523-31	ET/41	Valve Spring	.. 8 ..	
595-31	ET/64	Collar for Spring (taper hole)	.. 8 ..	
640-31	ET/65	Split Cone (2 halves)	.. 8 ..	
660-31	A7/174	Valve Stem End Cap	.. 8 ..	

O.H.V. ROCKER BOX AND FITTINGS

846-32	ET/773	Rocker Box	.. 1 ..	
853-32	ET/799	Rocker Box Shim	.. 4 ..	
856-31	ET/10	Rocker Box Cover	.. 1 ..	
860-32	ET/690	Rocker Box Securing Stud, 3 $\frac{5}{32}$ " long overall	.. 4 ..	
860A-31	ET/658	Steel Washer for rocker box securing stud ($\frac{5}{16}$ " I.D. \times .531" O.D.)	.. 4 ..	
862-32	ET/691	Hex. Nut securing Cover	.. 4 ..	
879-31	ET/779	Cover Joint Washer	.. 1 ..	
898-32	ET/774	Rocker Spindle, $\frac{7}{16}$ " dia. \times 7 $\frac{15}{16}$ " long	.. 2 ..	
912-31	ET/6	Rocker Lever	.. 8 ..	
936-31	ET/594	Adjusting Screw	.. 8 ..	
936A-31	ET/177	Adjusting Screw Locknut	.. 8 ..	
945-31	ET/180	Rocker Spindle Thrust Washer	.. 8 ..	
953-31	ET/96	Rocker Spindle Distance Spring	.. 4 ..	
975-31		Camshaft Ball Race, distributor end	.. 1 ..	
977-31		Camshaft Ball Race, drive end	.. 1 ..	
979-31	ET/69	Locating Ring for drive end ball race	.. 1 ..	
983-32	ET/689	Rocker Box Distance Stud (chaincase joint)	.. 2 ..	
1012-31	ET/580C	Oil Union and Feed Pipe to Camshaft Tunnel	.. 1 ..	
1014-31	ET/643	Fibre Washers for Union	.. 2 ..	
1015-31	ET/650	Oil Baffle Body	.. 1 ..	
1016-31	ET/651	Oil Baffle Gauze	.. 1 ..	
1018-31	ET/653	Oil Baffle Union	.. 1 ..	
1019-31	ET/654	Oil Baffle Screw	.. 1 ..	
S2-4		Locknut for Union	.. 1 ..	
1030-33	ET/867	Distributor Back Plate	.. 1 ..	
087	ET/494	Screw for Distributor Plate	.. 4 ..	
1032-31	ET/499	Joint Washer for Distributor Plate	.. 1 ..	
037	ET/880	Cheese head Screw securing Distributor	.. 2 ..	
1036-31		Distributor Rotor Arm complete	.. 1 ..	
1038-33		Distributor Body c/w H.T. Cables, cemented in	.. 1 ..	

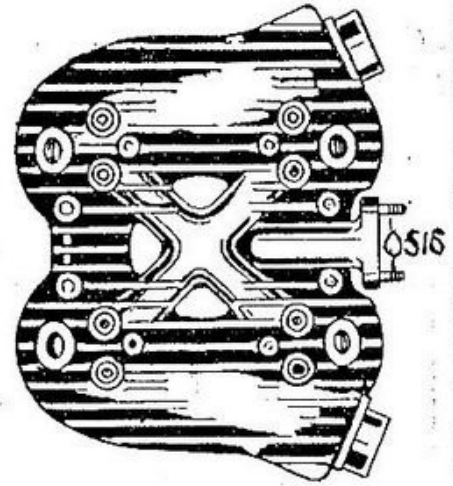


24-32

25-32



96-31



48-32 48-34



74-32



418-31



171-32



477-32



523-31



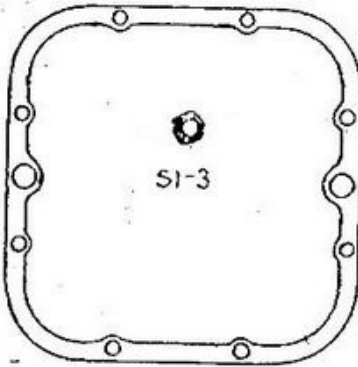
595-31

8 8

640-31



660-31

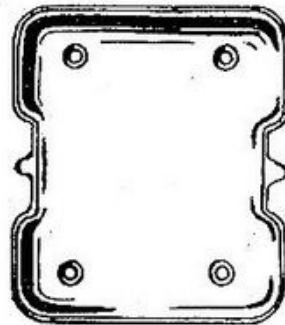


51-3

129-31



853-32



856-31



862-32



860-32



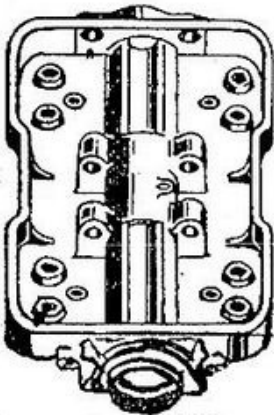
912-31




860,A-31



945-31



846-32



898-32



936-31



936A-31



953-31



975-31



977-31



979-31



983-32



1012-31



1014-31



1015-31



879-32

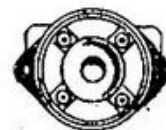
1016-31



1018-31



1019-31



1030-33

037



1032-31



1036-31



1038-33

www.fpw.it

For Asterisk
see Page 3

MAIN DRIVING GEAR ASSEMBLY

Order by SPARES No.	Do not use PART No.	DESCRIPTION OF PART	No. Per Set	Price, each £ s. d.
1062-33		Front and Rear Gear Assemblies, including Flywheel disc and shaft, complete with crank cheeks, main bearings, 2 timing gears, big end bearings and connecting rods	.. - ..	
1063-32	ET/524	Flywheel disc and shaft	.. 1 ..	
S18-2		Woodruff Key for Flywheel	.. 1 ..	
1082-31	ET/507	Big End Roller Bearings (Inner and Outer Races) with rollers. Cyls. 1, 2 and 4 only	.. 3 ..	
1082-32	ET/781	Big End Roller Bearing (Inner and Outer Races) with rollers. No. 3 Cyl. only	.. 1 ..	
1084-31	ET/543	Retaining Disc for Big End	.. 3 ..	
1091-32	ET/782	Nut securing flywheel 1063-32 to crank assembly	.. 1 ..	
1096-31	ET/626	Big End Bolt	.. 3 ..	
1098-31	ET/183	Nut for Bolt	.. 3 ..	
1112-31	ET/7A	Connecting Rod and S.E. Bush, Cyls. 1, 2 and 4 only	.. 3 ..	
1112-32	ET/780	Connecting Rod and S.E. Bush, No. 3 Cylinder only	.. 1 ..	
1132-31	ET/58	Small End Bush	.. 4 ..	
1136-31	ET/184	Lock Washer for nut 1098-31	.. 3 ..	
1200-31	R.L.S.9	Ball Bearing for Gear Assembly—plain type, drive side (Int. 1431-31)	.. 2 ..	
1200-33	ET/824	Ball Bearing for Gear Assembly, Slotted type, timing side	.. 2 ..	
1205-33	ET/823a	H. section locating piece for slotted bearing	.. 2 ..	

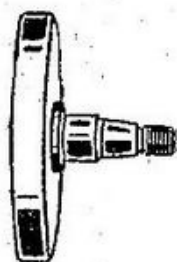
SHOCK ABSORBER AND ENGINE SPROCKETS

1255-29	A6/322	Spring Collar	.. 1 ..	
1260-32	ET/792	Spring	.. 1 ..	
1275-30	A6/745	Sliding Member	.. 1 ..	
1284-31	A7/1	Driving Member	.. 1 ..	
1294-31	A7/2	Locking Sleeve	.. 1 ..	
1334-31	ET/660	Engine Sprocket, 18 T.	.. 1 ..	
1336-31	ET/661	Engine Sprocket, 20 T.	.. 1 ..	
1350-31	ET/532	Engine Sprocket, 17 T.	.. 1 ..	
1352-31	ET/533	Engine Sprocket, 19 T.	.. 1 ..	
1354-31	ET/534	Engine Sprocket, 21 T.	.. 1 ..	

CRANKCASE AND FITTINGS

1403-33		Crankcase, top and bottom halves, with inner gearcase, studs and nuts, fixed fittings and half time spindle bush	.. - ..	
1410-31	ET/510	Bearing Plate (drive shaft)	.. 1 ..	
1412-31	ET/633	Joint Washer for Bearing Plate	.. 1 ..	
0123	ET/583	Stud securing Plate, 1/4" dia. x 1 1/8" long	6 ..	
1414-33	ET/846	Oil Filler Elbow	.. 1 ..	
1415-33	E9/360	Oil Filler Cap and Dome (Int. 5854-32)	1 ..	
1416-33	ET/789	Washer for filler cap	.. 1 ..	
1417-33	ET/860	Breather tube in filler elbow	.. 1 ..	

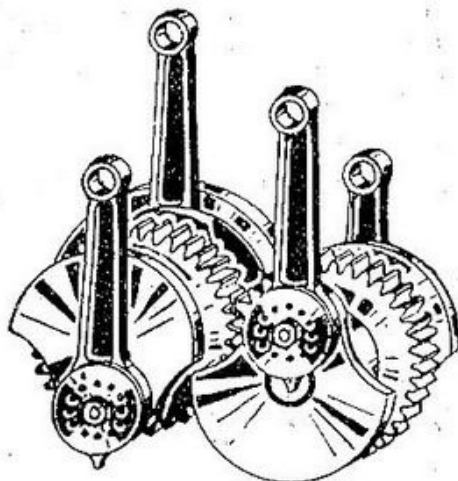
www.worltpw.co.uk



1063-32



1082-32

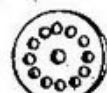


1062-33

918-2



1082-31



1084-31



1091-32



1096-31



1098-31



1132-31



1112-31

1112-32



1136-31



1200-31
1200-33



1205-33



1255-29



1260-32



1275-30




1284-31



1294-31



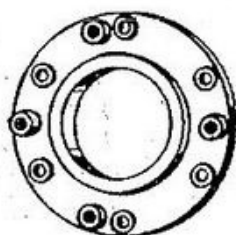
1354-31
1336-31



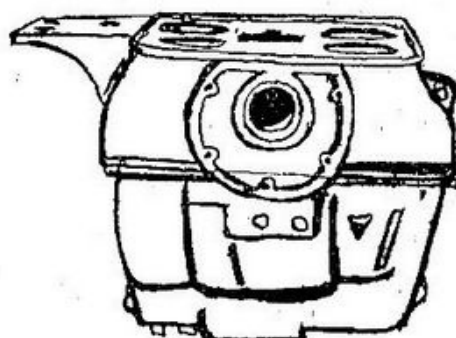
1352-31
1334-31




1350-31



1410-31



1403-33



1412-31



1414-33



1415-33



1416-33



0123



1417-33

www.pow.it

For Asterisk
see Page 3

CRANKCASE AND FITTINGS—cont.

Order by SPARES No.	Do not use PART No.	DESCRIPTION OF PART	No. Per Set	Price, each £ s. d.
1461-31	ET/631	Joint Washer for oil filler elbow	.. 1 ..	
088	ET/624	Screw securing oil filler elbow..	.. 4 ..	
1418-31	ET/560	Cover Plate (over gearcase)	.. 1 ..	
0517	A6/636	Set Bolt for gearcase cover plate	.. 3 ..	
1431-31		Main Drive Ball Bearing (Int. 1200-31)	1 ..	
1443-31	ET/519	Main Bearing Cup 1 ..	
1455-31	ET/617	Gauze for Main Bearing Cup 1 ..	
1460-31	ET/117	Bush (in gearcase) for Half Time Shaft	1 ..	
1463-31		Ball Bearing (in crankcase) for Half Time Shaft 1 ..	
1507-31	ET/190	Castle Nuts for Gearcase Studs	.. 8 ..	
S19-3		Washers for Castle Nuts 8 ..	
1509-33	ET/821	Oil Pump Valve Inspection Plug for crankcase 1 ..	
1512-33	ET/885	Fibre Washer for 1509-33 1 ..	
1521-33	A7/98c	Oil Sump Base and Gauze 1 ..	
0520	A6/501	Screw for Sump 4 ..	
1528-31	A7/101	Joint Washer for Sump 1 ..	
1544-31	ET/568	Dowel Peg for Crankcase 4 ..	
0194A	ET/777	Stud (shouldered) securing Gearcase $\frac{5}{16}$ " dia. \times $3\frac{3}{4}$ " 2 ..	
0194	ET/778	Stud (plain) securing Gearcase $\frac{5}{16}$ " dia. \times $3\frac{3}{4}$ " 6 ..	
0191	ET/194	Cylinder Base Stud $\frac{5}{16}$ " dia. \times $1\frac{1}{8}$ " 8 ..	
0604	ET/579	Bolt ($\frac{5}{16}$ " \times $1\frac{13}{16}$ ") 1 ..	
0124	ET/576	Stud ($\frac{1}{4}$ " \times $2\frac{1}{16}$ ") 2 ..	
0125	ET/577	Stud ($\frac{1}{4}$ " \times $1\frac{1}{8}$ ") 8 ..	
1560-33	ET/812	Dipstick bush in crankcase 1 ..	
1562-33	ET/813	Dipstick rod 1 ..	
1564-33	ET/814	Dipstick rod spring 1 ..	
1566-33	ET/815	Dipstick rod knob 1 ..	
1568-33	ET/816	Dipstick rod washer 1 ..	

OIL FILTER—FELT PAD TYPE

1580-33	ET/886	Alum. Body 1 ..	
1582-33	ET/895	Joint Washer, filter body—crankcase	.. 1 ..	
1584-33	OF/785	Filter Gauze and Felt 1 ..	
1586-33	ET/889	Plain end plate for filter 1 ..	
1588-33	ET/890	Perforated end plate for filter..	.. 1 ..	
1590-33	ET/891	Centre Rod 1 ..	
S1-3		Nuts for centre rod 3 ..	
1592-33	ET/894	Relief Spring—between end plate and locknuts 1 ..	
1594-33	ET/893	Fixing Spring—next cap nut 1 ..	
1596-33	ET/428	Cap nut in Alum. Body (Inter. 2059-31)	1 ..	
1598-33	ET/892	Washer (fibre) for cap nut 1 ..	

PISTONS AND FITTINGS

1662c-31	ET/504c	Piston, complete with Rings, Gudgeon Pin and Circlips, 500 c.c. 4 ..	
1662-31	ET/504	Piston only, 500 c.c. 4 ..	
1663c-33	ET/881c	Piston c/w Rings, Gudgeon Pin and Cir- clips, 600 c.c. 4 ..	
1663-33	ET/881	Piston only, 600 c.c. 4 ..	
1692-31	ET/28	Piston Ring, 500 c.c. 8 ..	
1693-32	ET/681	Piston Ring—plain type—600 c.c.	.. 4 ..	
1693-33	ET/882c	Piston Ring, lower, c/w spring ring	.. 4 ..	
1706-31	ET/27	Gudgeon Pin 4 ..	
1719-31	ET/126	Circlip 8 ..	

www.powell.co.uk



1461-31



088



1418-31



0517
0520



1431-31



1443-31



1455-31



1460-31



1463-31



1507-31



1521-33




1528-31



1544-31



0124
0125




0194



0191



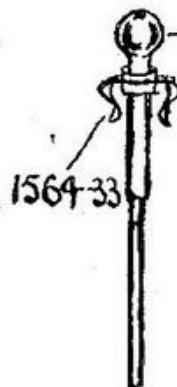
0604



0194 A




1560-33



1564-33

1566-33

1562-33



1580-33



1582-33



1584-33



1586-33



1588-33



1590-33

mm

1592-33



1594-33



1596-33



1598-33



1662-31



1663-33



1692-31
1693-32



1693-33



1706-31




1719-31

TIMING GEAR


Order by SPARES No.	Do not use PART No.	DESCRIPTION OF PART	No. per Set	Price, each £ s. d.
1756-33	ET/819	Half Time Shaft with Pump Drive Eccentric	1	..
1774-31	ET/453	Woodruff Key No. 3 (Special)	} For Half Time Pinion	} 1 .. 1 .. 1 ..
1775-31	ET/593	Lock Washer		
1780-31	ET/656	Lock Nut		
1919-31	ET/537	Magneto Driving Sprocket	1	..
1924-31	ET/585	Magneto Sprocket (driven)	1	..
1937-31	37W	Chain for Magneto Drive, Endless, pitch × 61 pitches	1	..
1944-31	ET/525	Camshaft Driving Sprocket (on H.T. Shaft)	1	..
1945-31	ET/540	Lock Washer for 1944-31	1	..
1946-31	ET/589	Key for Mag. and Camshaft Driving Sprockets	1	..
1947-31	ET/655	Nut securing Sprockets	1	..
1958-31	37W	Chain for Camshaft Drive, endless, pitch × 62 pitches	1	..
1960-33	ET/901	Camshaft	1	..
1962-31	ET/649	Camshaft Nut (distributor end)	1	..
1964-31	ET/526	Camshaft Vernier Sprocket only	1	..
1966-31	ET/528	Camshaft Sprocket Driving Member, Key and Rivet	1	..
1968-31	ET/558	Peg for Vernier Sprocket	1	..
089	ET/546	Lock Screw for Sprocket	1	..
1970-31	ET/547	Lock Washer for Screw	1	..
0862	ET/492	Bolt securing Sprocket ($\frac{7}{16}$ " dia. × $2\frac{1}{16}$ " 26 T.P.I.)	1	..
1972-31	ET/132	Key for Driving Member	1	..
1974-31	ET/642	Rivet for Key	1	..
1963-32	ET/801	Camshaft Shim, .005" thick	-	..

GEAR COVERS, PRESSURE REGULATOR AND OIL FEED FITTINGS

2001-31	ET/513	Magneto Chaincase (back)	1	..
2016-32	ET/776	Magneto Chain Cover (front)	1	..
2021-31	ET/515	Camshaft Chain Cover	1	..
2031-31	ET/632	Joint Washer, Mag. Chain Case—Crank- case	1	..
2046-31	ET/629	Joint Washer, Mag. Chain Case—Mag. Chain Cover	1	..
2050-31	ET/630	Joint Washer, Mag. Chain Cover— Camshaft Cover	1	..
2052-32	ET/770	Joint Washer, Rocker Box—Mag. Chain Cover, Hard Fibre, $\frac{1}{8}$ " thick	1	..
2052-34	ET/915	Joint Washer, Rocker Box—Mag. Chain Cover, Soft Fibre $\frac{1}{32}$ " thick	-	..
2059-31	ET/428	Inspection Plug for Chain Covers	2	..
2081-33	ET/888c	Oil Feed Plug and Pipe to Centre Gear- case	1	..
2110-31	ET/549	Tensioner Blade—Magneto Drive	1	..
2111-31	ET/550	Tensioner Blade—Camshaft Drive	1	..
2114-31	ET/552	Tensioner Spring—Magneto Drive	1	..
2115-31	ET/553	Tensioner Spring—Camshaft Drive	1	..
2118-31	ET/573	Pin for Tensioner	4	..
2120-31	ET/584	Rubbing Strip (fibre) for Camshaft Drive	1	..
2122-31	ET/174	Rivets securing Rubbing Strip	3	..
2151-33	ET/887	Body for Oil Gauge Valve	1	..



1756-33



1774-31



1775-31
1945-31




1947-31
1780-31



1919-31



1924-31



1937-31
1958-31



1944-31



1946-31



1960-33



1962-31



1964-31



1966-31



1968-31



089



1970-31



0862



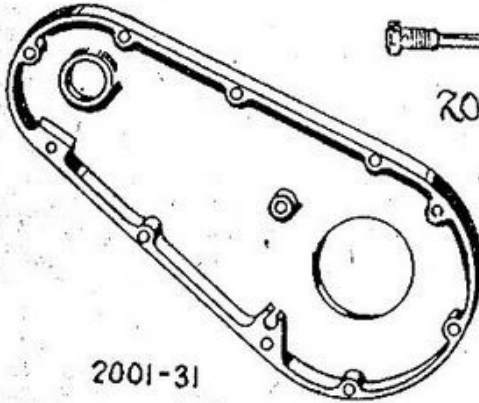
1972-31



1974-31



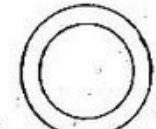
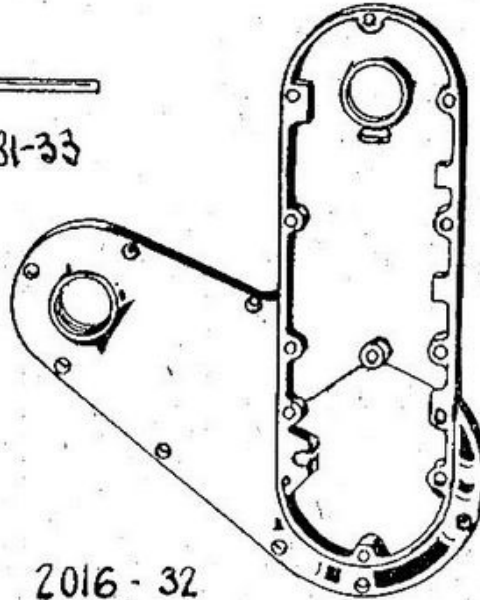
1963-32



2001-31



2081-33



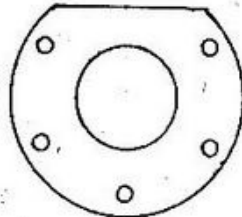
2052-32
2052-34



2059-31



2151-33



2031-31

2016-32




2122-31



2118-31



2021-31



2120-31



2111-31



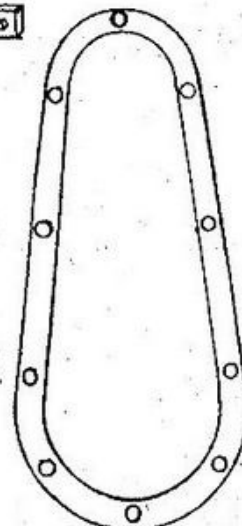
2110-31



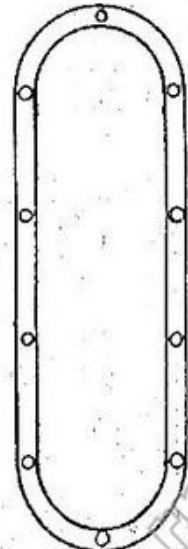
2115-31



2114-31



2046-31



2050-31

GEAR COVERS, PRESSURE REGULATOR AND OIL FEED

FITTINGS—cont.

Order by SPARES No.	Do not use PART No.	DESCRIPTION OF PART	No. Per Set	Price, each £ s. d.
2152-30	A6/768	Fibre Washer (small)	1	..
2153-30	A6/767	Fibre Washer (large)	1	..
2154A-31	ET/639	Spring	1	..
S9-1A		Ball for Valve	1	..
2156-30	A6/808	Oil Pressure Adjusting Screw	1	..
2157-30	E8/234	Lock Nut	1	..
03	A7/121	Cheese Head Screw, $\frac{1}{4}$ " dia. \times $\frac{11}{16}$ "	5	..
020	ET/622	Cheese Head Screw, $\frac{1}{4}$ " dia. \times $2\frac{1}{8}$ "	2	..
011	E9/73	Cheese Head Screw, $\frac{1}{4}$ " dia. \times $1\frac{3}{16}$ "	1	..
021	ET/623	Cheese Head Screw, $\frac{1}{4}$ " dia. \times $1\frac{7}{16}$ "	3	..
022	ET/624	Cheese Head Screw, $\frac{1}{4}$ " dia. \times $\frac{1}{2}$ "	13	..
09	E9/71	Cheese Head Screw, $\frac{1}{4}$ " dia. \times $1\frac{11}{16}$ "	2	..

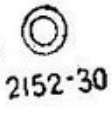
OIL PUMP

2212c-33	ET/818c	Pump c/w driving link and sump oil pipe, etc...	1	..
2212a-33	ET/818a	Pump body and oil pipe only	1	..
2214-33	ET/839	Joint Washer for Oil Pump Body	1	..
2216-33	ET/820	Oil Plunger	1	..
2218-33	ET/830	P.B. Driving Link	1	..
2219-29	A6/665	Plug for Plunger Ball Valve	1	..
2220-29	A6/666	Spring for Plunger Valve	1	..
S9-1A		Ball for Valve	1	..
2228-33	ET/873	Pin connecting Oil Plunger and Driving Link	1	..
2229-33	ET/876	Washer for Pin	1	..
0538	ET/838	Bolt securing Pump	2	..
2239-33	ET/822	Dowel Tube for body	1	..

GEARBOX PLATES, ENGINE AND GEARBOX SECURING BOLTS AND MAGNETO FIXING

2300-33	ET/817	Front Engine Plate	2	..
2307-33	ET/835	Gearbox Plate, O.S.	1	..
2308-33	ET/836	Gearbox Plate, N.S.	1	..
0910	E9/97	Gearbox Plate Fixing Bolt ($\frac{1}{2}$ " dia. \times 4")	2	..
S1-6		Nut for 0910	4	..
2330-31	E10/21	Eccentric for Chain Adjustment	1	..
2336-31	E10/51	Lock Nut for Eccentric Chain Adjuster	1	..
2335-31	E9/129	Link for Eccentric—Gearbox Connection	1	..
S17-1		Split Pin for Link	1	..
0728	ET/628	Bolt (front engine support) $\frac{1}{2}$ " dia. \times $1\frac{3}{8}$ "	2	..
0403	ET/837	Bolt (rear engine support) $\frac{7}{16}$ " dia. $4\frac{1}{2}$ "	4	..
2347-31	A7/203	Lock Washer for 0710	4	..
2352-33	ET/872	Dowel Screw (locating Mag. on case)	2	..
2358A-33	ET/858	Bolt securing Magdyno to platform $\frac{3}{8}$ " dia. \times 2" overall	1	..
2358B-33	ET/874	Bolt securing Magdyno to platform $\frac{3}{8}$ " dia. \times $1\frac{1}{2}$ " overall	1	..
2361-33	A7/254	Washer for fixing bolt	2	..
0276	A6/80	Tie Bolt ($\frac{3}{8}$ " dia. \times $3\frac{3}{8}$ ")	2	..
0917	E9/413	Bolt (Special) top gearbox fixing ($\frac{1}{2}$ " dia. \times $4\frac{1}{2}$ ")	1	..
0278	E8/410	Tie Bolt ($\frac{3}{8}$ " dia. \times $4\frac{1}{8}$ ")	1	..
0441	E8/6	Tie Bolt ($\frac{1}{2}$ " dia. \times $3\frac{3}{8}$ ")	1	..
2382-33	E9/371	Gearbox Pivot Bolt ($\frac{1}{2}$ " dia. \times $4\frac{1}{8}$ ")	1	..
2400-33		Undershield	1	..
2402-29	E8/1140	Packing Washer for Shield	2	..
2403-29	E8/1142	Bracket and Bolts for Shield	1	..
0289	A6/849	Tie Bolt ($\frac{3}{8}$ " \times $4\frac{1}{2}$ ")	1	..


www.powell.co.uk




2152-30



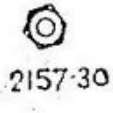
2153-30



2154A-31



2156-30



2157-30

03, 011, 020,
09 021, 022.



2218-33



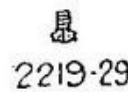
2212A-33




2214-33



2216-33



2219-29



2220-29



2228-33



2300-33



2307-33



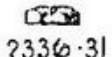
2308-33




0910



2330-31




2336-31
51-6



2335-31



0728



0403




2347-31




2352-33



2358A-33
2358B-33




0276
0278
0441




2400-33



2402-29



2403-29



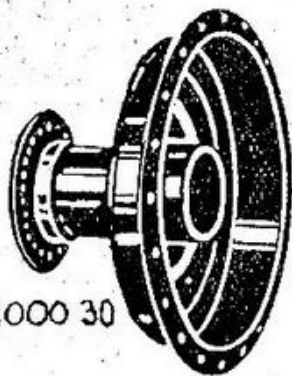
0289

FRONT WHEEL AND HUB


Order by SPARES No.	Do not use PART No.	DESCRIPTION OF PART	No. Per Set	Price, each £ s. d.
4000-30	C14/70a	Front Hub and Brake Drum	.. 1 ..	
* †4002c-33		Front Wheel c/w Bearings, Spindle and Brake Parts, less tyre	.. 1 ..	
* †4002c-34		Front Wheel c/w Bearings, Spindle and Brake Parts, less tyre	.. 1 ..	
†4002-32		Front Hub, Rim and Spokes only, built up	.. 1 ..	
	† State Rim size and finish—Chrome	extra.		
4015-28	C14/27	Grease Retainer (pressed in hub, outside bearing)	.. 2 ..	
4035-28	C14/25	Wheel Spindle	.. 1 ..	
4040-27	C13/41	Taper Roller Bearing, complete	.. 2 ..	
4044-32	C15/46	Nut for Cone—inside brake drum	.. 1 ..	
4045-27	C13/32	Locknut for adjusting Cone	.. 2 ..	
4046-27	C13/33	Lock Washer for Spindle—fits between cone and inner locknut	.. 1 ..	
4055-29	C14/64	Wheel Spindle Nut	.. 2 ..	
4059-27	C14/19	Washer for Spindle Nut	.. 2 ..	
* 4080-33	C14/56ac	Brake Plate (black) with fixed attach- ments	.. 1 ..	
* 4080-34	C14/56ack	Brake Plate (chrome dust cover) with fixed attachments	.. 1 ..	
4088-30	C14/69 ¹	Dust Cover only for Brake Plate	.. 1 ..	
4095-27	C14/21	Brake Plate Locking Nut	.. 1 ..	
4100-33	C13/3a	Brake Shoe Half c/w Lining	.. 2 ..	
4105-33	C13/23a	Brake Lining (5 $\frac{3}{4}$ " × 1" × $\frac{3}{16}$ ")	2 per pair	
4108-26	C13/24	Brake Lining Rivets	12 per set	
4110-26	C13/5	Brake Shoe Spring	.. 2 ..	
4115-30	C13/117	Brake Cam	.. 1 ..	
4118-29	C13/66	Washer for Brake Cam—loose, next cam	1 ..	
* 4140-26	C14/6a	Brake Lever and Swivel Pin	.. 1 ..	
* 4140-34	C15/72	Brake Lever and Swivel Pin	.. 1 ..	
* 4145-29	C13/83	Dished Washer for Cam Spindle	.. 1 ..	
4160-29	C14/68	Brake Rod with Cable Connection	.. 1 ..	
* 4160-34	C15/71	Brake Rod with Cable Connection	.. 1 ..	
4165-26	C14/15	Rod and Cable Connection only	.. 1 ..	
4168-27	C14/16	Brake Adjusting Nut	.. 1 ..	
4185-29	C14/57	Brake Anchor Bar	.. 1 ..	
* 4502-32		Rim WM2-19 (3.25 × 19 tyre) Black	1 ..	
* 4502KB-32		Rim WM2-19 (3.25 × 19 tyre) Black and Chrome	.. 1 ..	
4518-32		Nipple for 8G. Spoke	.. - ..	
4519-32		Nipple for 10G. Spoke	.. - ..	
4540-32		Set of Spokes with Nipples for Rim WM2-19	40 per set	
4541-32		Spoke for Rim WM2-19, brake side, 6 $\frac{3}{4}$ " × 8G. × 80° head	} each complete with Nipple
4543-32		Spoke for Rim WM2-19, flange side, 8 $\frac{1}{2}$ " × 10 G. × 80° head	

REAR WHEEL AND HUB

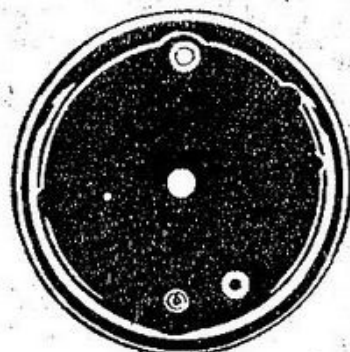
4300-32	C15/30c	Rear Hub, Brake Drum and Spoke Flange	.. 1 ..	
* †4300c-33		Rear Wheel, c/w Bearings, Spindle, Brake Parts and Sprocket, less tyre	.. 1 ..	
* †4300c-34		Rear Wheel c/w Bearings, Spindle, Brake Parts and Sprocket, less tyre	1 ..	
†4302-32		Rear Hub, Rim and Spokes only, built up	1 ..	
	† State Rim size and finish—Chrome	extra.		




4000-30



4035-28



4080-33
4080-34



4088-30



4095-27



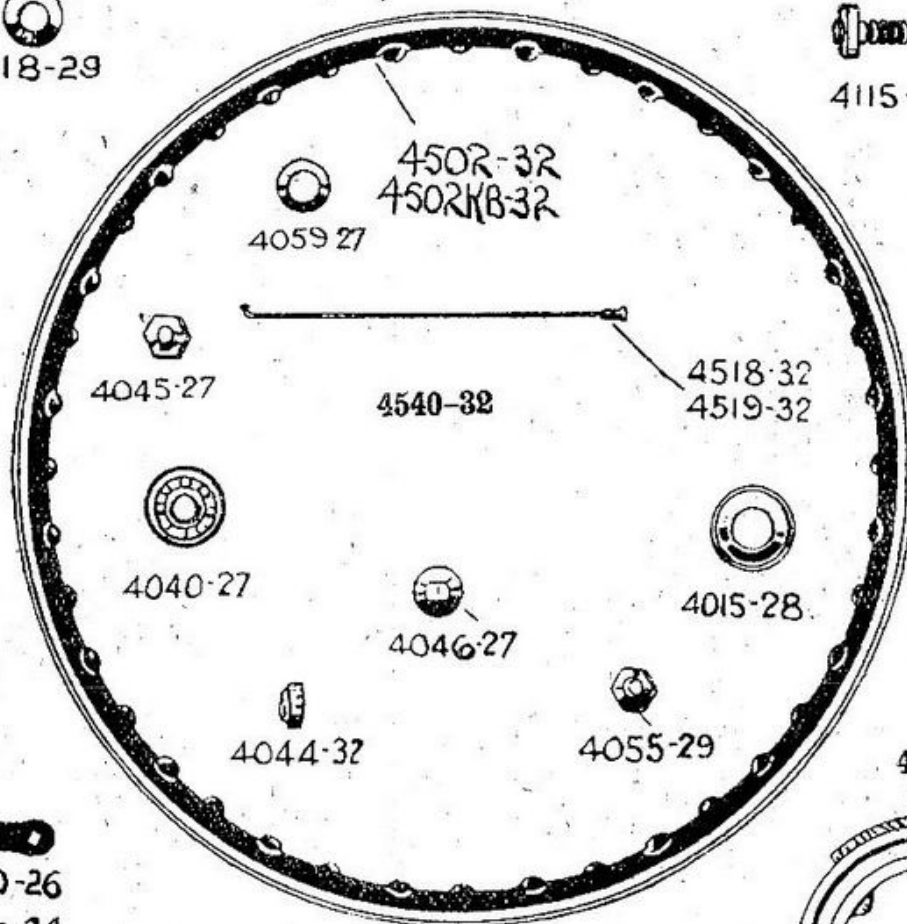
4110-26



4118-29



4115-30



450R-32
450RKB-32

4059-27

4045-27

4540-32

4518-32
4519-32

4040-27

4046-27

4015-28

4044-32

4055-29



4140-26

4140-34


4105-33



4100-33



4185-29



4160-29

4160-34

4165-26

4168-27

For Asterisk
see Page 3


REAR WHEEL AND HUB—cont.

Order by SPARES No.	Do not use PART No.	DESCRIPTION OF PART	No. Per Set	Price, each		
				£	s.	d.
4305-32	C15/22	Chain Sprocket	1			
4316-32	C15/26	Bolt securing Sprocket	10			
4317-32	C15/27	Nut for 4316-32	10			
4319-29	C13/85	Tab Washer for 4316-32	10			
4015-28	C14/27	Grease Retainer (pressed in hub, outside bearing)	2			
4330-30	C13/112	Rear Wheel Spindle	1			
4040-27	C13/41	Taper Roller Bearing, complete	2			
4045-27	C13/32	Locknut for Adjusting Cone	3			
4046-27	C13/33	Lock Washer for Spindle—fits between cone and inner locknut	1			
4340-30	C13/118	Hub Spindle Nut	2			
S19-7		Washer for Spindle Nut	2			
4348-30	C13/113	Spindle Distance Piece—Cone adjusting side	1			
4350-30	C13/114	Fork End Spindle Bush—Brake Drum side	2			
* 4360-32	C15/42c	Brake Plate (black) with fixed attachments	1			
*4360-34	C15/42ek	Brake Plate, (chrome dust cover) with fixed attachments	1			
4082-32	C15/40	Fulcrum Adjustment Wedge (screws in Brake Plate)	1			
4083-32	C15/24	Wedge Spindle (next shoes)	2			
4370-32	C15/43	Dust Cover only for Brake Plate	1			
* 4095-27	C14/21	Brake Plate Locknut	1			
*4380-30	C13/115	Brake Plate Locknut	1			
4100-32	C15/28	Brake Shoe Half, c/w Lining	2			
4105-32	C15/29	Brake Lining (6 $\frac{1}{2}$ " x 1" x $\frac{3}{16}$ ")	2 per pair			
4108-26	C13/24	Brake Lining Rivets	12 per set			
4110-26	C13/5	Brake Shoe Spring	2			
4115-30	C13/117	Brake Cam	1			
4118-29	C13/66	Washer for Brake Cam—loose, next cam	1			
* 4400-32	C15/33	Brake Lever	1			
*4400-34	C15/14	Brake Lever	1			
001		Grease Nipple (plain)	1			
* 4502-32		Rim WM2-19 (3.25 x 19 tyre) Black	1			
*4502KB-32		Rim WM2-19 (3.25 x 19 tyre) Black and Chrome	1			
4414-32	C15/34	Brake Lever Return Spring	1			
4518-32		Nipple for 8G. Spoke	-			
4519-32		Nipple for 10G. Spoke	-			
4545-32		Set of Spokes with Nipples for Rim WM2-19	40 per set			
4546-32		Spoke for Rim WM2-19, brake side, 6 $\frac{1}{2}$ " long x 8G. x 80° head	20			each complete
4547-32		Spoke for Rim WM2-19, flange side, 8 $\frac{1}{2}$ " long x 10G. x 80° head	20			with Nipple

FRONT FORKS AND FITTINGS

* 4600c-33	D10/81c	Forks, c/w Steering Column, Links, Spindles, Spring, Fork Damper, Head Clip, Ball Races and Balls	1			
*4600c-34	D10/115c	Forks c/w Steering Column, Links, Spindles, Spring, Fork Damper, Head Clip, Ball Races and Balls	1			
* 4600-33	D10/81	Fork Girder Assembly only	1			
*4600-34	D10/115	Fork Girder Assembly only	1			

www.hpw.co.uk




4300-32



4015-28



4040-27



4316-32

4317-32

4319-29


4305-32



4045-27



4046-27




4330-30



4348-30



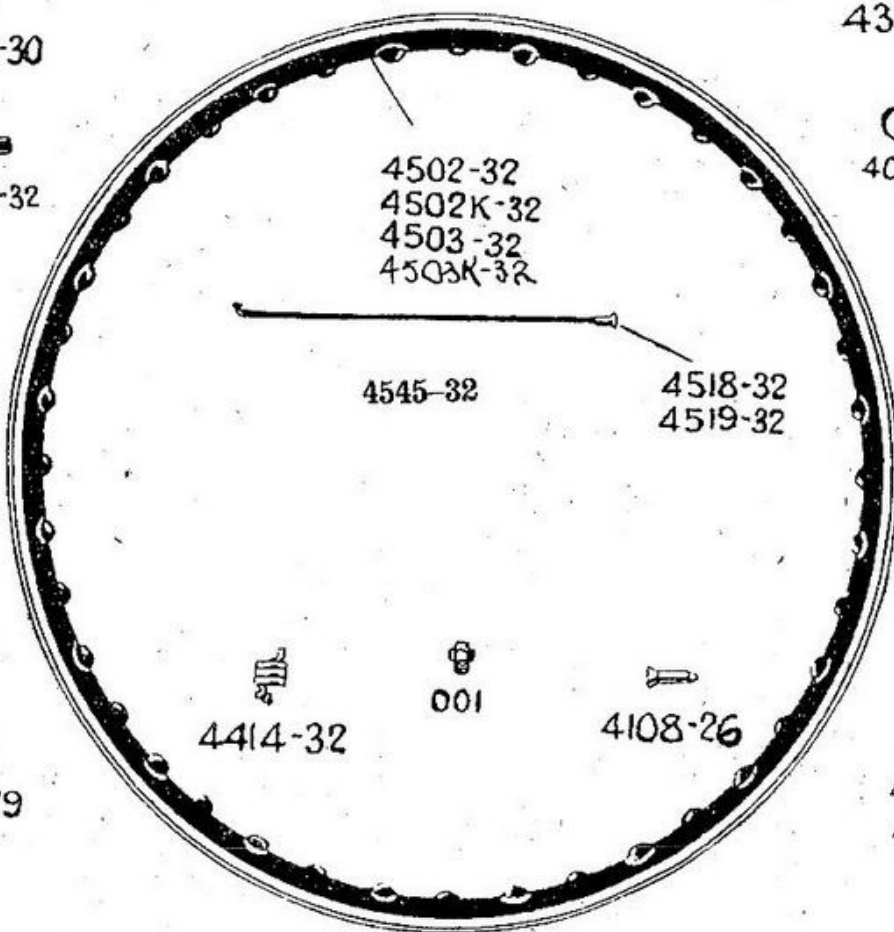
4340-30



4082-32



4083-32



4502-32
4502K-32
4503-32
4503K-32

4545-32

4518-32
4519-32



4118-29



001



4108-26



4380-30

4095-27



4350-30



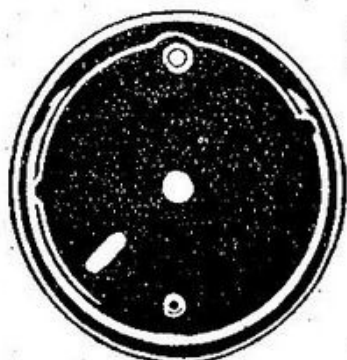
4100-26



4400-32
4400-34



4115-30



4360-34
4360-32

4105-32



4100-32

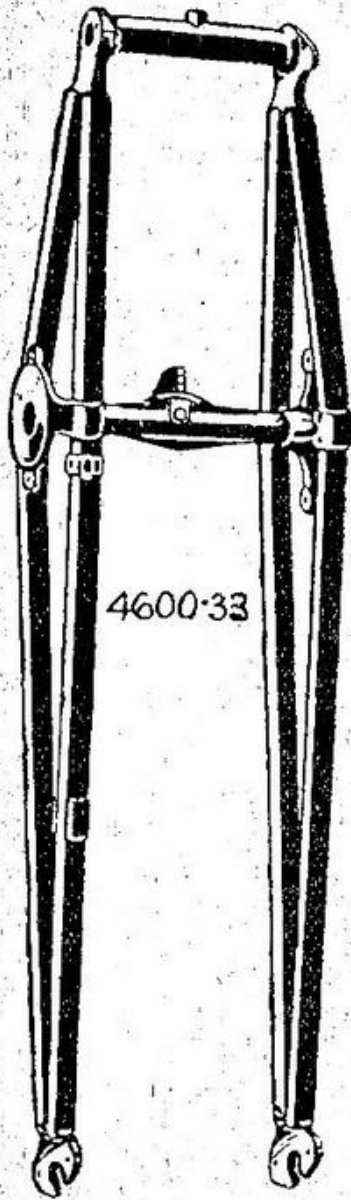


4370-32

FRONT FORKS AND FITTINGS—cont.

Order by SPARES No.	Do not use PART No.	DESCRIPTION OF PART	No. Per Set	Price, each £ s. d.
4604-32	D10/48a	Fork Spring, Solo (Red Spot, .344 wire, 9" free length)	1	
*4605-34	D10/126	Fork Spring, Sidecar (Blue Spot, .344 wire, 9½" free length)	1	
4612-32	D10/39	Spring Anchorage—top of spring	1	
0609	D10/26	Set Pin for anchorage ($\frac{5}{16}$ " dia. × $\frac{13}{16}$ ")	1	
4621-33	D10/71	Top Link, O.S.	1	
4624-33	D10/70	Top Link, N.S.	1	
*4630-33	D10/66	Middle Link, N.S.	1	
*4630-34	D10/99	Middle Link, N.S.	1	
*4633-33	D10/67	Middle Link, O.S.	1	
*4633-34	D10/98	Middle Link, O.S.	1	
4640-33	D10/72	Link Spindle, top—6½" long overall	2	
*4645-33	D10/74	Link Spindle, Lower front—9½" long	1	
*4645-34	D10/74a	Link Spindle, lower front—9½" long overall	1	
4648-33	D10/73	Link Spindle, lower rear—9½" long	1	
4652-32	D10/40	Bush for Link Spindle	8	
4655-26	D7/16	Nut for Link Spindle, ½" dia. special	3 or 4	
4655-32	D10/50	Nut for Link Spindle, $\frac{7}{16}$ " dia.	3 or 4	
*4660-26	D9/28	Shim, pen steel, for link spindle	per doz.	
*4660-28	D9/91	Packing Washer for lower rear link spindle (5 thicknesses, 14 to 18 gauge)	-	
*4660-34	D10/114	Knurled adjustment washer	6	
*4665-33	D10/76	Friction Disc for Fork Damper	2	
*4665-34	D10/107	Friction Disc for Fork Damper	2	
*4668-33	D10/82	Star Washer for Damper	1	
*4670-33	D10/89/90	Hand Knob for Damper adjustment	1	
*4670-34	D10/93	Hand Knob for Damper Adjustment	1	
*4700-31	D10/22	Mudguard (valanced) D section	1	
*4700-34	D10/119	Mudguard, valanced, D ribbed	1	
*4702-32	D10/23	Mudguard (plain) D section	1	
*4702-34	D10/120	Mudguard, plain, D ribbed	1	
*4704-32	D9/40a	Mudguard (C section)	1	
*4712-26	D9/39	Mudguard Stay for C section guard	2	
4714-28	E8/385	Mudguard Stay for D section guard	1	
0510	E1/60	Bolt for Stay and Guard ($\frac{1}{4}$ " dia. × $\frac{5}{8}$ ")	4	
*0513	E8/294	Bolt for Guard Stay ($\frac{1}{4}$ " dia. × $\frac{7}{16}$ ")	2	
*0532	D10/59	Bolt securing Bridge to Forks (C section guard) $\frac{1}{4}$ " dia. × 1" × 26 T.P.I.	2	
4720-29	E8/780	Distance Piece for Guard Stay	2	
*4720-32	E8/645	Packing Washer for Bridge (C section guard) Inter. 6081-29	2	
*4730-28	D9/97	Front Stand	1	
*4730-33	D10/65	Front Stand	1	
4733-26	D9/34	Front Stand Eye Bolt ($\frac{5}{16}$ " dia. × $\frac{7}{8}$ ")	2	
0564	D9/102	Bolt Locking Stand to Guard ($\frac{5}{16}$ " dia. × $\frac{3}{4}$ ")	1	
*4741-28	D9/101	Nut for Stand Bolt (special) $\frac{5}{16}$ " dia.	1	
*4745-26	E8/167a	Number Plate for C section guard	1	
*4745-34	D10/21a	Number Plate for ribbed guard	1	
*4745-32	D10/35	Number Plate for D section guard	1	
083	188	Screw for Number Plate	2	
*4749-34	C15/73	Brake Cable Stop Lug	1	
*S2-3		Locknut for Lug	1	
*S25-2		Brake Cable Adjuster	1	
4750-27	D9/29	Spring Box for Front Brake Rod and Cable connection	1	
4752-27	D9/31	Spring for Connection	1	
*4755-32	D10/53	Brake Cable Adjuster	1	
*4757-32	D10/54	Locknut for Adjuster	1	

www.rpw.co.uk



4600-33



4604-32
4605-34
4606-34



4612-32



4621-33
4624-33



4630-33
4630-34
4633-33
4633-34



4600-34



4652-32



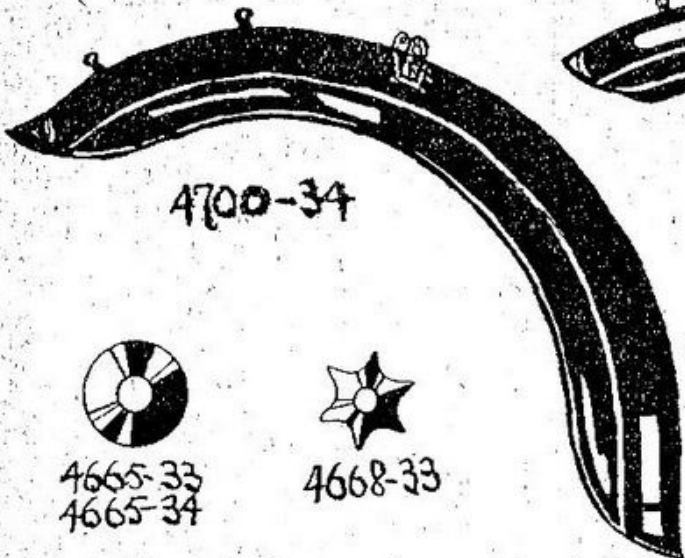
4655-26
4655-32



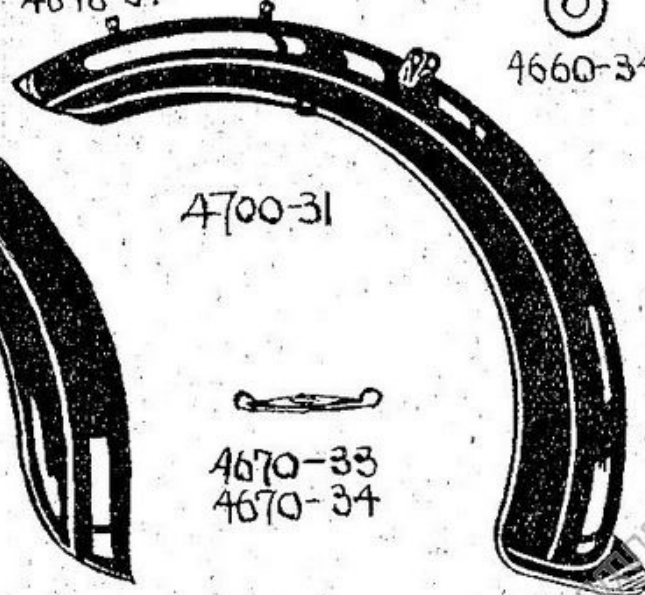
4640-33
4645-33
4645-34
4648-34



4660-34



4700-34



4700-31



4665-33
4665-34



4668-33



4670-33
4670-34

FRONT FORKS AND FITTINGS—cont.

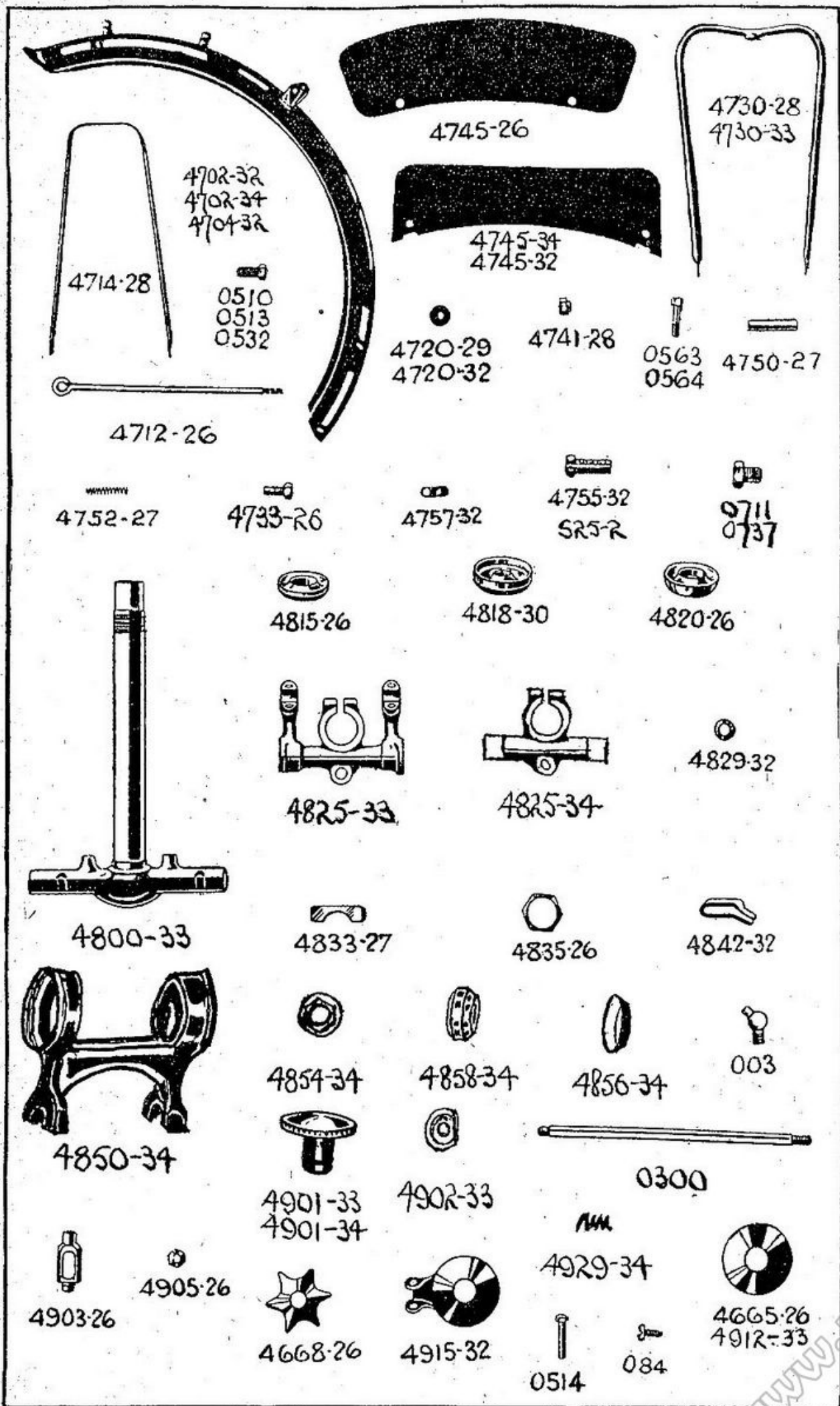
Order by SPARES No.	Do not use PART No.	DESCRIPTION OF PART	No. Per Set	Price, each £ s. d.
* 0711	E8/425	Bolt—top brake anchor bar ($\frac{3}{8}$ " \times $\frac{5}{8}$ ")	1	..
* 0737	D10/121	Bolt-top brake anchor box ($\frac{3}{8}$ " \times $1\frac{1}{16}$ ")	1	..
S1-4		Nut for Bolt	1	..
001		Grease Nipple (plain)
003	E8/874	Grease Nipple (angle) and nut
003a	E8/875	Nut only for 003

STEERING HEAD AND FITTINGS

4800-33	D10/77c	Steering Column and Crown	1	..
4815-26	E2/50	Ball Race for Fork Crown	1	..
4818-30	D9/183	Ball Race for Head Clip	1	..
004	D9/205	Grease Nipple for Head Clip Ball Race	1	..
4820-26	E2/52	Ball Race (spherical seating) for Head	2	..
S9-2		Steel Balls	19 per set	
* 4825-33	D10/63	Ball Head Clip and Handlebar fixing	1	..
* 4825-34	D10/104	Ball Head Clip	1	..
* 4829-32	D10/46	Washer for Head Clip, 16G.	1	..
0562	E8/142	Bolt for Head Clip ($\frac{5}{16}$ " dia. \times $1\frac{1}{2}$ ")	1	..
4830-29	D9/129	Spherical Washer for Head Clip Bolt	2	..
* 4833-27	D9/80	Cap Fixing Rigid Handlebar to Head Clip Arm..	2	..
0563	D9/81	Bolt for Cap ($\frac{5}{16}$ " dia. \times $1\frac{1}{8}$ ")	4	..
4835-26	D8/21	Nut for Steering Column—adjusting head bearings	2	..
4842-32	E9/310	Bowden Cable Clip (on Head Lug)	2	..
081	E8/492	Screw for Clip ($\frac{5}{32}$ " dia. \times $\frac{1}{4}$ ")	2	..
* 4850-34	D10/111	Handlebar Bracket c/w solid Caps and 4 Bolts, for Flexible Mounting	1	..
* 4851-34	D10/123	Handlebar Bracket c/w solid Caps and 2 Bolts, Rigid Mounting	2	..
* 0563	D9/81	Bolt securing Handlebar Bracket to Ball Head Clip ($\frac{5}{16}$ " dia. \times $1\frac{1}{8}$ ")	4	..
* 4852-34	D10/124	Washer for 0563	4	..
* 4854-34	D10/116	Pressure Nut for Rubber Packing	2	..
* 4856-34	D10/117	Steel Disc next Packing	2	..
* 4858-34	D10/118	Rubber Packing	2	..
003	E8/874	Grease Gun Nipple (angle) and nut	2	..
003a	E8/875	Nut only for 003	2	..

STEERING DAMPER

* 4900-33		Steering Damper complete (extra equip- ment)	1	..
* 4900-34		Steering Damper complete (extra equip- ment)	1	..
* 4901-33	D10/85	Damper Knob	1	..
* 4901-34	D10/110	Damper Knob	1	..
4902-33	D10/83	Plated Collar below Knob	1	..
0300	D10/87	Tie Bolt ($\frac{3}{8}$ " dia. \times 10" overall)	1	..
4903-26	D9/18	Trunnion	1	..
4905-26	D9/19	Lock Nut for star washer ($\frac{3}{8}$ " \times 26 thds.)	1	..
4668-26	D8/27	Star Washer	1	..
4915-32	E9/157	Anchor Plate	1	..
* 4912-33	D8/26	Friction Disc (Grey Fibre)	1	..
* 4665-26		Friction Disc	1	..
0514	E8/390	Bolt securing Anchor Plate ($\frac{1}{4}$ " dia. \times $1\frac{1}{2}$ ")	1	..
S5-2		Spring Washer for 0514	1	..
S1-2		Nut for 0514	1	..
* 084	D9/203	Screw holding Damper Knob in Column	1	..
* 4929-34	E9/65	Spring inside Damper Knob (Int. 5772-31)	1	..



www.fpw.it

FRAME

Order by
SPARES No.

Do not use
PART No.

DESCRIPTION OF PART

No. Per Set

Price, each
£ s. d.

4950-33

Frame complete, less all loose fittings

PETROL TANK AND FITTINGS

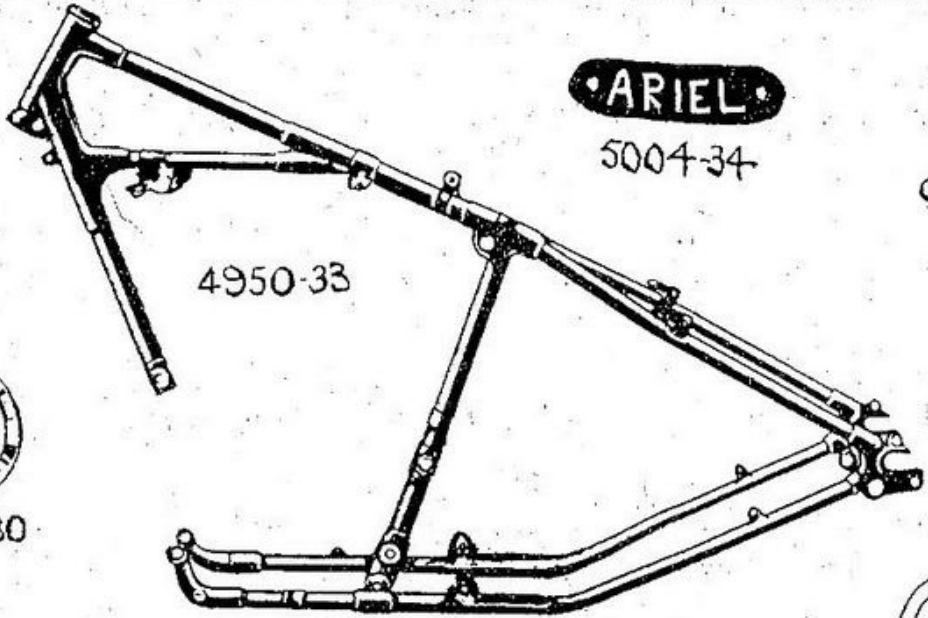
* 5002-33	E9/372	Tank, 3½ galls. (Chrome and Black, Hand Change), less fittings	1 ..
* 5002-34	E9/491	Tank, 3½ galls. (Chrome and Black, Hand Change), less fittings	1 ..
* 5002bc-33	E9/372c	Tank, as above, c/w all fittings, less oil gauge and speedometer	1 ..
* 5002bc-34		Tank as above, c/w all fittings, less oil gauge and speedometer	1 ..
Tank Fittings comprise:—Panel with covers for clock and speedometer holes, Petrol Filler Cap and Tap, Knee Grips, Petrol Connecting Pipe and Drain Plug.			
If Foot Change is required, add X to the Spares No., e.g., 5002-33X.			
* 5004-34	E9/487	Ariel enamelled Name Plate	2 ..
* 093	E9/488	Screw for Name Plate	4 .. per doz.
5012c-30	E8/995c	Petrol Filler Cap, complete	1 ..
5012-30	E8/995	Petrol Filler Cap only, with anti-splash and washer	1 ..
5020-30	E8/1090	Filler Cap Screw	1 ..
5023-29	E8/632	Leather Washer, ¾" O.D.	1 ..
5023-30	E8/991	Leather Washer, ⅝" O.D.	1 ..
5025-29	E8/629	Washer for Filler Cap	1 ..
5027-30	E8/986	Locking Cam	1 ..
5028-30	E8/992	Lock Nut	2 ..
5030-30	E8/1076	Petrol Filler Gauze	1 ..
5032-30	E8/1077	Spring for 5030-30	1 ..
5035-30	E8/1003	Cover for Speedometer hole	1 ..
5036-33	FL/475	Clamp Bar for Cover	1 ..
091	FL/476	Screw for Strap (5/32" dia. × 1⅜")	1 ..
5038-33	E9/12	Nut (Inter. 6136-31)	2 ..
5040-32	E9/127	Rubber Sleeve, Petrol Filler	1 ..
5050-30	E8/1008	Petrol Tap—2 level—and Strainer	1 ..
5052-30		Cork for 2 level Tap	2 ..
5054-27	E8/403	Petrol Tap Washer	1 ..
* 0574	E8/245	Tank Fixing Bolt (⅝" dia. × 1⅞")	2 ..
* 0578	E9/152	Tank Fixing Bolt (⅝" dia. × 1¼")	2 ..
0579	E9/462	Tank Fixing Bolt (⅝" dia. × 1⅝")	2 ..
5058-26	E8/68	Steel Washer for Tank Bolt	4 ..
5060-31	E9/166	Rubber Packing Washer (⅜" thick)	6 ..
5060-27	E8/247	Rubber Packing Washer (⅝" thick)	4 ..
5074-33	ET/912	Petrol Pipe complete	1 ..
5075-33	E9/407	Petrol Connecting Pipe—between 2 sides of tank	1 ..
5076-32	E9/224	Union Nut for connecting pipe	2 ..
5077-32	E9/225	Nipple for connecting pipe	2 ..
5076-31	E9/174	Union Nut, tank end	1 ..
5077-31	E9/172	Nipple, tank end	1 ..
S22-2		Drain Plug (3¼ gall. Tank only)	1 ..
5078-29	E8/734	Washer for Drain Plug	1 ..
5082a-32	E9/255	Knee Grip, R.H.	1 ..
5082b-32	E9/256	Knee Grip, L.H.	1 ..
5085-32	E9/257	Plate for Knee Grip, R.H.	1 ..
5085b-32	E9/258	Plate for Knee Grip, L.H.	1 ..
5087-32	E9/196	Nut securing plate	2 ..

www.hpw.co.uk

•ARIEL•

5004-34

093



4950-33



5012-30



5020-30



5023-29



5025-29



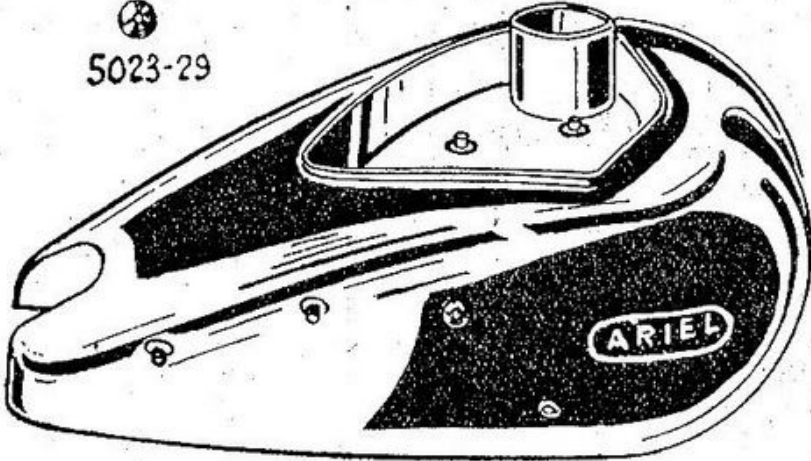
5023-30



5027-30



5028-30



5002-33

5002-34




5030-30




5032-30



5035-30



5036-33



5050-30



5054-27



5052-30



5074-33



0574
0578
0579



5058-26

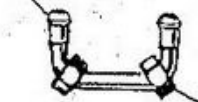


5060-31



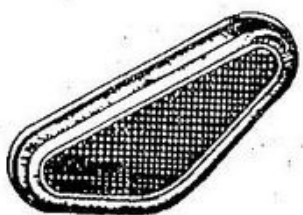
5060-27

5077-32



5075-33

5076-32



5082A-32
5082B-32



5085A-32
5085B-32

www.rpw.it

For Asterisk
see Page 3

INSTRUMENT PANEL

Order by SPARES No.	Do not use PART No.	DESCRIPTION OF PART	No. Per Set	Price, each £ s. d.
5150a-33	ET/875	Instrument Panel only	1 ..	
026	E9/245	Screw securing Panel ($\frac{1}{4}$ " dia. \times 2 $\frac{7}{32}$ ")	2 ..	
5153-33	E9/364	Disc for "Pat. No."	1 ..	
*5155-34		Rubber Moulding for edge of Panel ..	1 ..	
5160-31		Oil Gauge complete	1 ..	
5172-31		Lower half Oil Pipe to Gauge and Pipe to Rocker Box, complete with Unions	1 ..	
5174-33		Oil Pipe, complete with Unions, gauge end	1 ..	
5178-31	ET/563	Oil Pressure Union Connecting Plug ..	1 ..	
5182-31	ET/562	Oil Pipe Swivel Piece (two pipe) ..	1 ..	
5184-31	ET/643	Fibre Washer	2 ..	
5187-30	E8/1036	Union Nut—centre joint in oil gauge pipe	1 ..	
5188-30	A6/671	Union—centre joint (fixed to pipe) ..	2 ..	
5189-30	E8/1087	Union—Gauge end	1 ..	
5202-31		Speedometer—head only, 100 m.p.h. ..	- ..	
5203-31		Speedometer—head only, 160 k.p.h. ..	- ..	
5213-31		Bridge Piece securing Head	1 ..	
5226-33		Flexible Driving Cable and Case, 32" ..	1 ..	
5231-33		Driving Cable—Inner Flex only, 32" ..	4-speed box	
5236-33		Driving Cable—Outer Flex only, 32" ..		
5250-31		Smith 8-day Clock	1 ..	
5251-31	E9/140	Cover for Clock hole	1 ..	
5255-31	E9/155	Cover for Lamp hole	1 ..	
5258-33		Ignition Switch	1 ..	

GEAR CONTROL AND FITTINGS

5280-32	E9/240	Gear Control Quadrant—4 speed	1 ..	
5284-34	E9/466	Plated Disc for Quadrant Fixing Bolt ..	2 ..	
0566	E4/75	Bolt securing Quadrant ($\frac{5}{16}$ " dia. \times $\frac{9}{16}$ ")	2 ..	
5285b-33	E9/239b	Gear Lever for 3 $\frac{1}{4}$ gall. Tank	1 ..	
5290-30	E8/1013	Knob for Gear Lever	1 ..	
5302-32	E9/243	Cap Nut for Gear Lever Pivot	1 ..	
5303-30	E8/1026	Square Hole Washer for Gear Lever ..	1 ..	
5304a-32	E9/241	Adjusting Bush for Gear Lever Pivot ..	1 ..	
5305-33	E9/428	Gear Control Rod—4 speed	1 ..	
5310-33	E9/447	Fork end—top	1 ..	
5315-28	B9/12	Joint Pin—top and bottom	2 ..	
5320-33	E9/448	Fork end—bottom	1 ..	
5326-32	E9/307	Locknut for fork end—top and bottom	2 ..	

FOOTRESTS, BRAKE PEDAL AND ROD, REAR STAND

5375-29	E8/665	Footrest Support, N.S. only	1 ..	
5375-33	ET/896	Footrest Support, O.S. hand control ..	1 ..	
5383-29	E8/562	Footrest, N.S. only	1 ..	
5383a-33	ET/897	Footrest, O.S. Foot gear control	1 ..	
5383B-33	ET/900	Footrest, O.S. Hand Control only	1 ..	
0404	ET/898	Footrest Rod ($\frac{7}{16}$ " dia. \times 12 $\frac{7}{16}$ " long)	1 ..	
0405	ET/899	Footrest Rod ($\frac{7}{16}$ " dia. \times 10 $\frac{1}{8}$ ")	1 ..	
5385-33	ET/857	Footrest Distance Tube	1 ..	
S2-5		Nut for 0404 and 0405	2 ..	
S5-5		Spring Washer for nut	2 ..	
5392-29	E8/605	Rubber Pad for footrest	2 ..	
5400-33	E9/436	Brake Pedal	1 ..	
5413-33	ET/856	Brake Pedal Spindle—pressed in oilbath chaincase	1 ..	
5414-33	E9/410	Stop Plate for Pedal	1 ..	
S19-6		Plain Washer for Pedal	1 ..	
S2-6		Locknut for Pedal	1 ..	



5150A-33



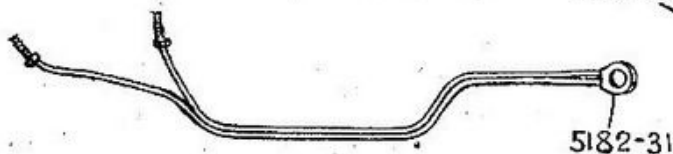
026



5160-31



5187-30



5172-31

5189-30

5182-31

5174-33



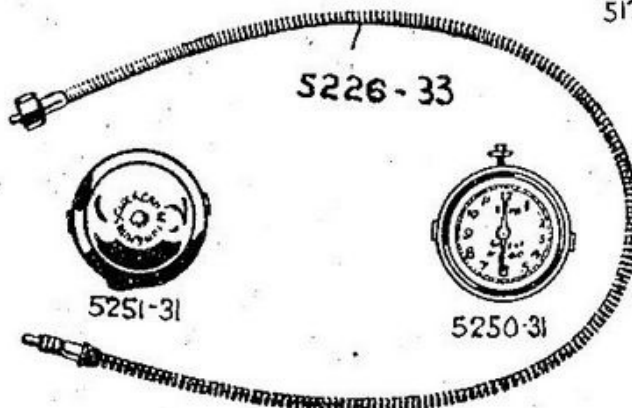
5184-31



5202-31
5203-31



5213-31



5226-33



5251-31



5250-31



5178-31



5280-32



0566



5285B-33


5290-30



5302-32



5304A-32



5305-33




5310-33



5326-32




5375-29



5375-33



5383-29



5383B-33



5383A-33



5400-33



5413-33



0404
0405



5385-33



5392-29



5414-33

www.fpw.it

FOOTRESTS, BRAKE PEDAL AND ROD, REAR STAND-cont.

Order by SPARES No.	Do not use PART No.	DESCRIPTION OF PART	No. Per Set	Price, each £ s. d.
5416-33	E9/389	Steel Bush for Brake Pedal Bearing..	1 ..	
5426-33	ET/910	Brake Rod ($\frac{1}{4}$ " dia. \times 27 $\frac{1}{4}$ " long)	.. 1 ..	
5430-28	E8/206	Brake Rod Jaw (rear end)	.. 1 ..	
S48-2		Joint Pin 1 ..	
S17-1		Split Pin 1 ..	
5435-26	C13/20	Adjusting Nut on Brake Rod	.. 1 ..	
5437-27	C13/35	Swivel Pin in Brake Pedal Arm	.. 1 ..	
5438-26	C13/22	Adjuster Nut Spring.. 1 ..	
S1-2		Adjuster Spring Locknut 2 ..	
5500-30	E8/902	Rear Stand.. 1 ..	
5505-30	E8/928	Rear Stand Bolt, N.S.	.. 1 ..	
5505-26	E1/58	Rear Stand Bolt, O.S.	.. 1 ..	
5510-30	E8/908	Stand Spring 1 ..	
S6-6		Thackery Washer, rear stand	.. 2 ..	

PILLION FOOTRESTS

5540-32		1 pair Pillion Footrests, complete (extra equipment)	.. - ..	
5541-32	E9/345	Rubber Pad 2 ..	
5542-28	E8/420	Hinged Bar carrying Pad 2 ..	
5544-29	E8/755	Anchor Pin, N.S. only 1 ..	
5545-32	E9/327	Extended Anchor Pin, O.S. only	.. 1 ..	
0297	E9/346	Stud for Extended Anchor Pin	.. 1 ..	
S19-4		Washer 1 ..	
07	E8/756	Screw ($\frac{3}{8}$ " dia. \times $\frac{7}{8}$ ") 2 ..	
5547-28	E8/423	Thackery Washer 2 ..	
S2-4		Nut for 07 2 ..	
S1-4		Nut for 5544-29 and 5545-32	.. 2 ..	

REAR MUDGUARD & CARRIER

* 5576-33	E9/430	Rear Mudguard, D section, valanced	1 ..	
* 5576-34	E9/482	Rear Mudguard, ribbed D, valanced	.. 1 ..	
* 5578-30	E8/862a	Detachable Part only, D section	.. 1 ..	
* 5578-34		Detachable Part only, ribbed D	.. 1 ..	
5590-30	E8/1034	Centre Stay for D section guard	.. 1 ..	
* 5591-32	E9/248c	Rear Stay with lifting handle for D section guard	.. 1 ..	
* 5591-34	E9/484c	Rear Stay with Lifting Handle	.. 1 ..	
5600-33	E9/431	Bracket—D guard to engine plate	.. 1 ..	
0616	FL/363	Bolt securing bracket to engine plate ($\frac{5}{8}$ " dia. \times $\frac{1}{2}$ ")	.. 1 ..	
5601-33	E9/432	Support Strip for Engine Plate Bracket fixing—D guard	.. 1 ..	
5602-29	E8/701	Support Strap at Stay fixing	.. 1 ..	
0569	E8/339	Bolt securing Guard ($\frac{5}{8}$ " dia. \times 1 $\frac{5}{8}$ ")	.. 2 ..	
0510	E1/60	Bolt for Rear Stay and Number Plate ($\frac{1}{4}$ " dia. \times $\frac{5}{8}$ ")	.. - ..	
0513	E8/294	Bolt for Support Plate, Number Plate, Chain Guard, Carrier, etc. ($\frac{1}{4}$ " \times $\frac{7}{16}$ ")	- ..	
* 5605-32	E9/302	Carrier Bridge Piece—rear	.. 1 ..	
* 5605-34	E9/302a	Carrier Bridge Piece—rear	.. 1 ..	
* 5606-32	E9/301	Carrier Bridge Piece—front	.. 1 ..	
* 5606-34	E9/301a	Carrier Bridge Piece—front	.. 1 ..	
0513	E8/294	Bolt for Bridge, also guard to engine plate bracket ($\frac{1}{4}$ " dia. \times $\frac{7}{16}$ ")	.. - ..	
5630-32	E9/266	Carrier, top only 1 ..	
* 5630-33		Carrier complete—Holland only	.. 1 ..	
* 5630-34		Carrier complete—Holland only	.. 1 ..	
5632-32	E9/267	Carrier Side Plate 2 ..	



5415-33



5426-33



5430-28




548-2



5435-26



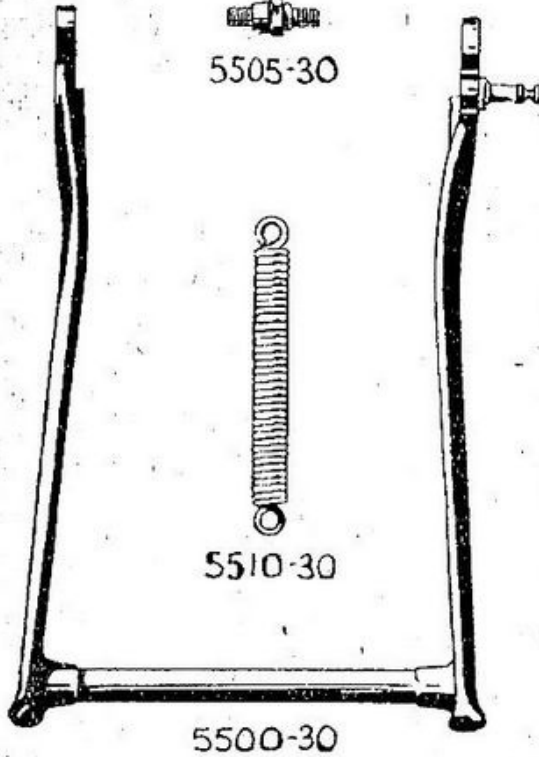
5437-27



5438-26



56-6



5505-30

5505-26

5541-32

5510-30

5544-29

5542-28

5545-32

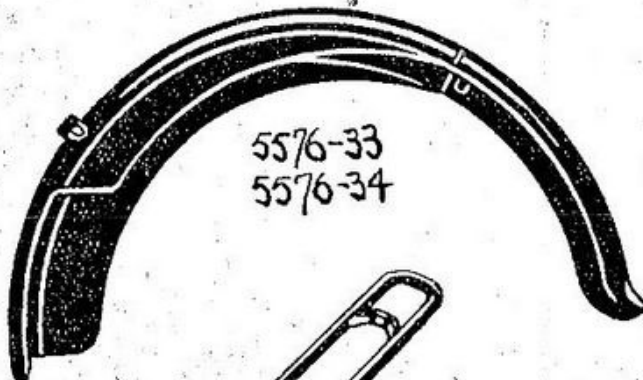
519-4

07

5547-28

52-4

5500-30



5576-33
5576-34




5578-30



5578-34



5590-30



5591-32
5591-34



5600-33



5602-29




0569



0510
0513



5605-32
5606-32
5605-34
5606-34



5630-32



5632-32

www.fpw.it

For Asterisk
see Page 3

REAR MUDGUARD AND CARRIER—cont.

Order by SPARES No.	Do not use PART No.	DESCRIPTION OF PART	No. Per Set	Price, each		
				£	s.	d.
0530	E9/283	Bolt for Side Plate ($\frac{1}{4}$ " dia. \times $\frac{5}{8}$ ")	4
5635-32	E9/304	Carrier Stay Tubes—from Carrier to Saddle Spring anchorage	2
5640-29	E8/780	Packing Washer for Bridge—upper stay fixing	2
5647-28	E8/1159	Rear Number Plate for D section guard	1
5649-30	E8/1161	Distance Washer for Number Plate	2
* 5653-33	E9/396	Packing Strip for bracket	1
* 0537	E9/395	Bolt securing bracket to No. Plate ($\frac{7}{16}$ " dia. \times $\frac{3}{8}$ ")	2
5655-30	E8/921	Stud securing Mudguard Stay to Fork End, $1\frac{1}{4}$ " long overall	2
* 5655-32	E9/263	Stud securing Mudguard Stay to Fork End $1\frac{1}{2}$ " long overall	2
5656-30	E8/922	Nut securing Detachable Guard Stay to Fork End Stud	2
5657-32	E9/115	Distance Piece (Int. 5708-31)	2


CHAINS AND CHAIN COVERS

* 5714-33	ET/841	Oil Bath Chain Cover—outer half	1
* 5715-33	ET/842	Oil Bath Chain Cover—back half	1
* 5715-34	ET/842a	Oil Bath Chain Cover—back half	1
010	E9/72	Cheese head Screw for Cover ($\frac{1}{4}$ " dia. \times $1\frac{9}{16}$ " \times 20 T.P.I.)	2
011	E9/73	Cheese head Screw for Cover ($\frac{1}{4}$ " dia. \times $1\frac{3}{16}$ " \times 20 T.P.I.)	10
0569	E8/339	Bolt for Cover ($\frac{5}{16}$ " \times $1\frac{1}{8}$ " \times 26 T.P.I.)	1
5720-33	E9/411	Rear Chain Guard, top run	1
0517	A6/636	Bolt ($\frac{1}{4}$ " dia. \times $\frac{7}{16}$ " \times 20 T.P.I.) front fixing 5720-33	1
0513	E8/294	Bolt ($\frac{1}{4}$ " dia. \times $\frac{7}{16}$ " \times 26 T.P.I.) for rear fixing 5720-33	1
5722a-33	E9/445	Rear Chain Guard, bottom run, "D" guard and 1934 valanced guard	1
5723-31	E9/151	Nut ($\frac{1}{4}$ " dia. \times 20 T.P.I.) front fixing 5722a-33	1
0591	E8/156	Bolt ($\frac{5}{16}$ " dia. \times $1\frac{1}{2}$ " \times 26 T.P.I.) rear fixing 5722a-33	1
5740-30	E8/924	Rear Chain Adjuster	2
5744-30	E8/925	Lock Nut for 5740-30	2
5750-32	E9/298	Inspection Plug for Clutch adjustment	1
5750a-32	E9/298a	Chain Inspection Plug and Oil Filler	1
5751-31	E8/514	Washer for Inspection and Clutch Plugs (Int. 5855-29)	2
* 5754-31	E9/100	Sliding P. Bronze Oil Retaining Washer (Gearbox Mainshaft)	1
* 5756-31	E9/164	Spring Washer for 5754-31	1
* 5757-31	E10/88	Rivet for 5756-31	2
5762-33	ET/843	Paper Washer between two halves of Chaincase	1
5763-33	E9/458	Paper Washer for Cover at footrest boss	1
S22-4		Chaincase "Oil Level" Plug	1
2101-30	A6/769	Washer for Plug	1
5770-31	E9/64	Adjusting Screw for rear chain lubrication (oilbath models)	1
5772-31	E9/65	Spring for Adjusting Screw (Int. 4929-34)	1
5780-33		Front Chain $\frac{1}{2}$ " \times .305" \times 81 pitches	-
5781-28		Front Chain $\frac{1}{2}$ " \times .305" \times 79 pitches	-
5782-28		Front Chain $\frac{1}{2}$ " \times .305" \times 80 pitches	-
5790-33		Rear Chain $\frac{5}{8}$ " \times $\frac{3}{8}$ " \times 95 pitches	-


www.rpw.it




0530




5635-32




5640-29




5649-30




5655-30




5655-32




5647-28



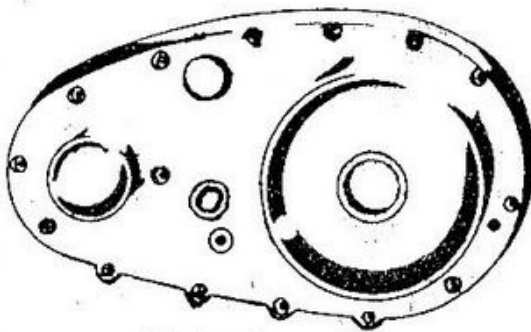
5656-30



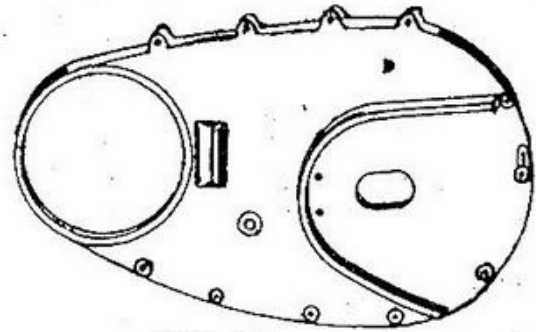
5657-32



010
011




5714-33




5715-33
5715-34



0569




5720-33



0517
0513



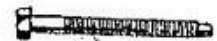
5722A-33




5723-31



0591



5740-30



5744-30



5750-32




5751-31




5754-31



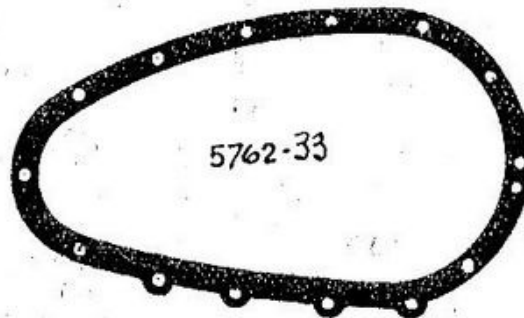
5756-31




5757-31




S22-4




5762-33




5780-33 5781-28
5782-28




2101-30



5770-31



5772-31



5790-33

For Asterisk
see Page 3

EXHAUST PIPES AND SILENCERS

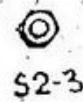
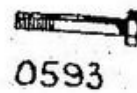
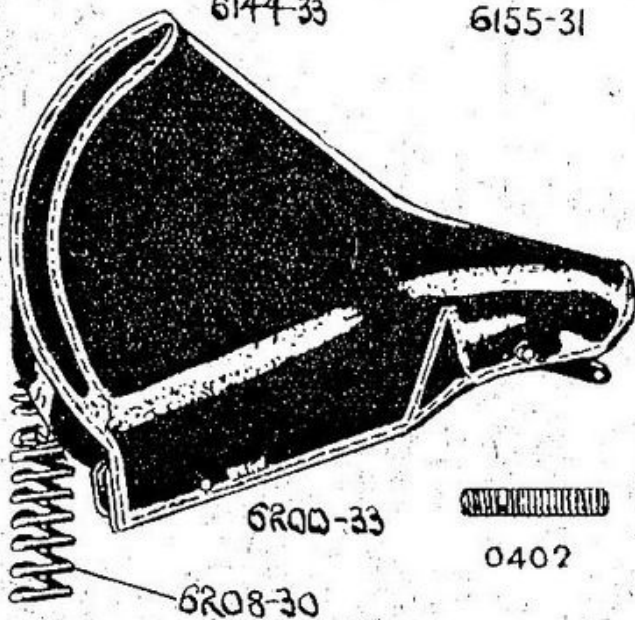










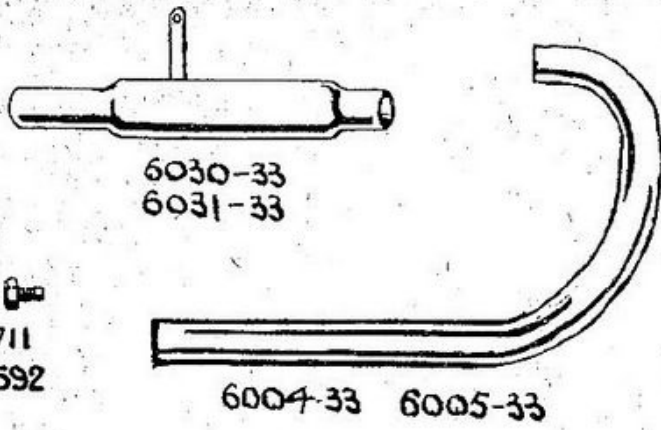
Order by SPARES No.	Do not use PART No.	DESCRIPTION OF PART	No. Per Set	Price, each £ s. d.
6004-33	ET/845	Exhaust Pipe, N.S.	1 ..	
6005-33	ET/844	Exhaust Pipe, O.S.	1 ..	
6020-33	ET/859	Cross Tube	1 ..	
6030-33	E9/424	Silencer, O.S. Round, Spiral baffle type	1 ..	
6031-33	E9/425	Silencer, N.S. Round, Spiral baffle type	1 ..	
0711	E8/425	Bolt for Silencer, O.S., $\frac{3}{8}$ " dia. \times $\frac{5}{8}$ "	1 ..	
6061-31	ET/502	Clip and Set Screw for Exhaust Pipe— Head joint	2 ..	
0527	ET/501	Set Screw only for clip	2 ..	
6062-29	E8/576	Clip complete for Silencer—cross pipe ..	2 ..	
6066-29	E8/528	Clip complete for Exhaust pipe—cross pipe	2 ..	
6070-29	E8/577	Pin for Clips 6062-29 and 6066-29	4 ..	
6072-29	E8/578	Swivel Piece for Pin	4 ..	
S1-2		Nut for Pin	4 ..	
6078-33	ET/853	Clip—Exhaust Pipe to frame O.S.	1 ..	
0591	E8/156	Bolt for Clip, O.S., $\frac{1}{16}$ " dia. \times $1\frac{1}{2}$ "	1 ..	
6079-33	ET/852	Clip—Exhaust Pipe to frame, N.S.	1 ..	
0592	E8/317	Bolt for Clip, N.S., $\frac{1}{16}$ " \times $\frac{3}{4}$ "	1 ..	

LIGHTING SET PARTS

* 6101-30	E8/1098	Lower Arm for Head Lamp, $6\frac{3}{4}$ " centres	2 ..	
6101-31	E9/173	Lower Arm for Head Lamp, used only with Bosch Lamp or Horn, $9\frac{1}{2}$ " centres	2 ..	
* 6101-34	E9/489	Lower Arm for Head Lamp, $7\frac{1}{8}$ " centres	2 ..	
* 6102-30	E8/1099	Top Arm for Head Lamp, $3\frac{7}{8}$ " centres	2 ..	
* 6102-34	E9/490	Top Arm for Head Lamp, $4\frac{5}{8}$ " centres	2 ..	
6103-30	E8/1098a	Lower Arm for Head Lamp, Sweden only	2 ..	
6104-30	E8/1099a	Top Arm for Head Lamp, Sweden only	2 ..	
0510	E1/60	Bolt for Head Lamp Arm ($\frac{1}{4}$ " dia. \times $\frac{5}{8}$ "	2 ..	
6107-31	ET/597	Top Strap securing Accumulator	1 ..	
6108-31	ET/596	Side Strap securing Accumulator	1 ..	
6109-31	ET/618	Swivel Pin, R.H. Thread	1 ..	
6109a-31	ET/619	Swivel Pin, L.H. Thread	1 ..	
6114-31	A7/41	Clamping Screw—R.H. and L.H. threads	1 ..	
0513	E8/294	Set Bolt for earthing ($\frac{1}{4}$ " dia. \times $\frac{7}{16}$ "	1 ..	
081	E8/492	Screw for Tail Lamp ($5/32$ " dia. \times $\frac{1}{4}$ "	3 ..	
6136-31	E9/12	Nut for Tail Lamp Screw 081	3 ..	
6140-33	E9/414	Spring Clip for 3 cables ($\frac{7}{8}$ " dia. tube)	6 ..	
6141-33	E9/415	Spring Clip for 3 cables ($1\frac{1}{8}$ " dia. tube)	1 ..	
6142-33		Spring Clip for cables ($1\frac{1}{2}$ " dia. tube)	1 ..	
6144-33		Clip, aluminium, flat strip	2 ..	
6150-33	ET/840	Battery platform and back strap	1 ..	
6155-31	E9/175	Bracket for Bosch Horn	1 ..	
6156-31	E9/176	Clip O.S. for Bosch Horn	1 ..	
6157-31	E9/177	Clip N.S. for Bosch Horn	1 ..	
PUW7E		6-volt Accumulator with lid	1 ..	

SADDLE, ETC.

6200-33		Saddle, Lycett	1 ..	
0593	E8/617	Bolt for front of Saddle ($\frac{5}{16}$ " dia. \times $2\frac{13}{16}$ "	1 ..	
S2-3		Nut for Bolt	2 ..	
0402	E8/979	Stud for Saddle, rear anchorage ($\frac{7}{16}$ " dia. \times $2\frac{1}{2}$ ")	2 ..	
S2-5		Locknut for Stud	8 ..	
6203-32	E9/342	Backrest (extra equipment)	1 ..	
6206-32		Pillion Seat (extra equipment)	1 ..	
6208-30		Saddle Coil Spring	2 ..	
6214-30		Saddle Top Elastics	per set	



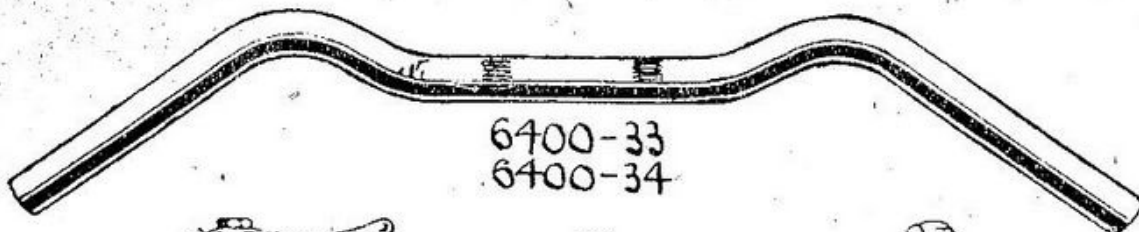
HANDLEBAR AND FITTINGS

Order by SPARES No.	Do not use PART No.	DESCRIPTION OF PART	No. Per Set	Price, each £ s. d.
* 6400c-33		Handlebar with Twist Grip and Dummy	1 ..	
* 6400c-34		Handlebar with Twist Grip and Dummy	1 ..	
* 6400-33	D10/92	Handlebar bend only, plated	.. 1 ..	
* 6400-34	D10/92a	Handlebar bend only, plated	.. 1 ..	
6412-31		Single Lever Magneto Control	.. 1 ..	
6414-29		Clutch Control Lever, complete	.. 1 ..	
* 6414-34		Combined Clutch Lever c/w Magneto Control Lever 1 ..	
* 6416-33		Combined Front Brake Lever c/w Air and Magneto Control Levers 1 ..	
* 6416-34		Combined Front Brake Lever c/w Air Leaver Control 1 ..	
6417-29		Single Lever Air Control 1 ..	

TOOL KIT

6556-32	E9/194	Tool Box, Chain Stay - ..	
6557-32	E9/192c	Thumb Screw for Tool Box 1 ..	
6560-29	E8/794	Clip for Tool Box, 1" tube - ..	
6565-30	E8/795c	Tool Box Plate, studded - ..	
0591	E8/156	Bolt securing bottom of tool box ($\frac{5}{16}$ " dia. $\times 1\frac{1}{2}$ ") 1 ..	
6600-26	G1/28	Double-ended Spanner (fits $\frac{3}{16}$ " \times $\frac{1}{4}$ " bolts)	
6600-32	G1/110	Spanner for Brake Fulcrum Adjustment ($\frac{3}{16}$ " nuts) - ..	
6603-28	G1/59	Double-ended Spanner (fits $\frac{5}{16}$ " \times $\frac{3}{8}$ " bolts)	
6604-28	G1/60	Double-ended Spanner (fits $\frac{1}{4}$ " \times $\frac{5}{16}$ " bolts)	
6605-28	G1/66	Double-ended Spanner (fits $\frac{7}{16}$ " \times $\frac{1}{2}$ " bolts)	
6606-27	G1/55	Double-ended Spanner (Head Nut and Wheel Cone Nuts)	
6606-30	G1/55a	Double-ended Spanner (Head Nuts) - ..	
6608-31	G1/102	Tube Spanner for 18 mm. sparking plug (1 $\frac{1}{64}$ " across flats) - ..	
6608-33	G1/116	Tube Spanner for 18 mm. sparking plug 59/64" across flats) - ..	
6608-34	G1/119	Tube Spanner for 14 mm. sparking plug ($\frac{13}{16}$ " across flats) - ..	
6611-32	G1/111	Tube Spanner for clutch spring plate adjusting nut - ..	
6611-31	G1/99	Tube Spanner (Hub Spindle Nut) - ..	
6612-27	G1/57	Tommy Bar - ..	
6614-29	G1/94	Abingdon Spanner ($\frac{3}{8}$ " \times $\frac{7}{16}$ " Nuts)	.. - ..	
6614-31	G1/103	Abingdon Spanner ($\frac{1}{4}$ " \times $\frac{5}{16}$ " Bolts)	.. - ..	
6615-31	ET/465	Valve Rocker Adjusting Spanner - ..	
6616-26	G1/33	Screwdriver - ..	
6616-29	G1/86	Screwdriver for Burman Clutch - ..	
6617-26		Magneto Spanner - ..	
6619-31	ET/496	Camshaft Sprocket Extractor Bolt, $\frac{1}{2}$ " dia. \times $1\frac{1}{8}$ " - ..	
6620-31	ET/497	Camshaft Sprocket Extractor Collar - ..	
6624-31	ET/635	Engine Shaft Driving Member Extractor and Pin - ..	
6623A-31	ET/636	Set Pin only for Driving Member Extractor - ..	
6625-26		Tyre Lever - ..	
6635-27		Grease Gun - ..	
6636-28		Tyre Inflator, 16" \times $\frac{7}{8}$ " - ..	
6640-26		Canvas Tool Roll - ..	

www.fpw.co.uk



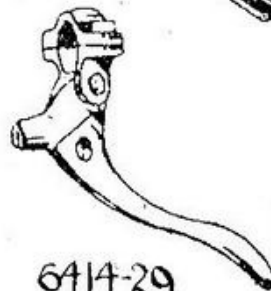
6400-33
6400-34



6412-31



6616-29



6414-29



6556-32



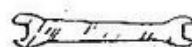
6557-32



6560-29



6565-30



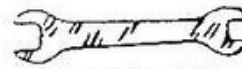
6600-26



6600-32




6603-28




6604-28



6605-28



6606-27



6606-30




6608-31




6611-32



6611-31




6612-27



6615-31



6616-26



6614-29
6614-31



6617-26



6619-31



6620-31



6624-31



6623A-31



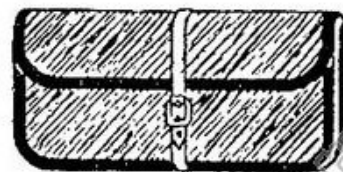
6625-26



6635-27



6636-28



6640-26

www.wolff.it

1933-4 REPAIR PRICES FOR SQUARE FOUR MODELS

	Price		
	£	s.	d.
Frame re-set only	15		0
Frame re-set and re-enamelled	1	10	0
One Tube to frame, and enamel	2	10	6
Two Tubes to frame, and enamel	3	5	0
Three Tubes to frame, and enamel	4	0	0
New Rear Fork End Lug to frame, and enamel ..	1	15	6
Frame re-enamelled only	1	0	0
Fork enamelled only		7	6
Fork re-set only		7	6
Fork re-set and re-enamelled		15	0
Fork repaired and enamelled	2	10	0
Top Spindle and Links re-set and re-plated (or enamelled).. .. .		4	6
Bottom Spindle and Links re-set and re-plated (do.)		4	6
Crown and Column re-set only		2	6
Crown and Column re-set and re-enamelled ..		4	6
Wheel rebuilt with new enamelled rim and spokes	1	2	6
Chrome and black, extra ..		7	6
Trueing up Wheel only (new spokes extra).. ..		5	0
* Tank, re-chromed, enamelled and lined only ..	1	7	6
Handlebars re-set and replated		8	0
Carrier re-set and enamelled		5	6
Decarbonizing and Grinding in Valves	1	5	0
Re-grinding Cylinder and fitting Oversize Piston and Rings	3	15	0
Engine overhaul (new parts and removing engine from frame charged extra)	2	0	0
Re-plate and polish exhaust pipe		7	6
Re-plate and polish silencer		6	6

Add Carriage Extra

www.rpw.it

DO NOT FORGET!

When ordering spare parts, quote :—

FRAME No. AND PREFIX LETTER.

(Stamped on saddle lug.)

ENGINE No. AND PREFIX LETTER.

(Stamped on crankcase—drive side—
Immediately below cylinder.)

MODEL.

YEAR OF MANUFACTURE.

