


CATALOGO MOTO



Lista in
precedenza
20 / 1978
24 / 1980

CHIARAVALLE INGRANAGGI S.P.A.

N. 25 / 1983



CHIARAVALLI
INGRANAGGI S.P.A.

Via T. Minniti, 23 - 21044 CAVARIA Varese (ITALY)
Telef. 0331/217.212 - Telex 332596 Ching-I

Corrispondenza: Casella postale 276 - I - 21013 Gallarate
Postal address: P.O. Box 22 - CH - 6855 STABIO (Switzerland)

CATALOGO

n. 26/83

INDICE NUMERICO PIGNONI - NUMERICAL INDEX ENGINE SPROCKETS

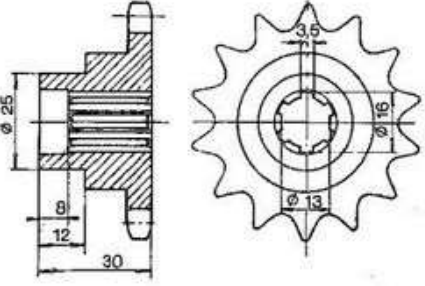
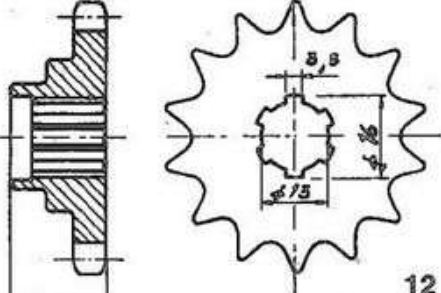
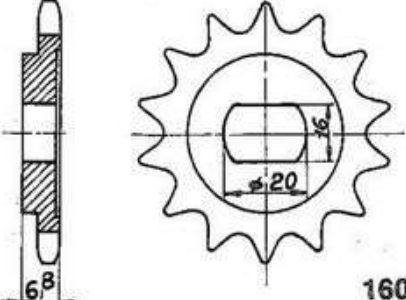
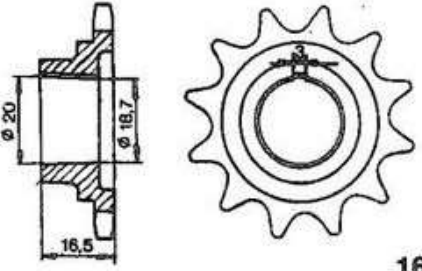
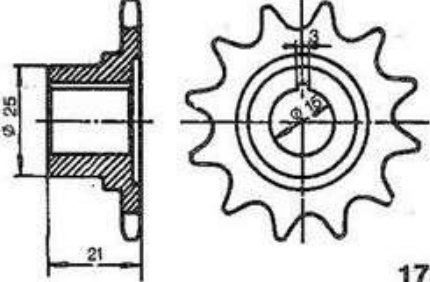
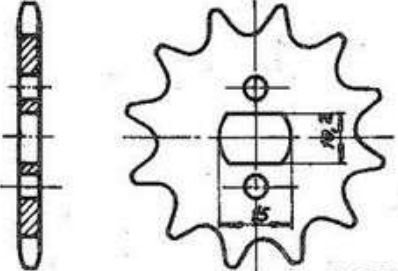
Art. Part. Nr.	Marca Brand	Pagina Page	Art. Part. N.	Marca Brand	Pag. Page
7	Aspes	1	E224	Mobylette	23
12	Aspes	1	E255	Honda	12
E110	Flandria	8	E257	Honda	13
117	Rizzato - Atala	27	E258	Honda	13
121	Beta	2	E259	Honda	14
	Minarelli	22	E261	Honda	13
E123	B.S.A.	3	E263	Honda	14
E124	B.S.A.	4		Yamaha	34
E125	B.S.A.	4	E264	Honda	14
E134	B.S.A.	4	E265	Honda	15
136	Beta	3	E266	Honda	14
E137	Berini	2	E272	Honda	13
138	Morini Franco	24	E273	Honda	13
139	Morini Franco	24	E274	Honda	13
140	Morini Franco	24	E275	Honda	14
141	Beta	2	E276	Honda	15
	Morini Franco	24	E278	Honda	15
142	Morini Franco	24	E281	Honda	15
144	Beta	3	E285	Honda	15
145	Fantic Motor	6	E288	Honda	16
	Minarelli	22	E292	C.Z.	5
146	Beta	3	E299	Kreidler	19
148	Fantic Motor	6	E302	Kreidler	19
	Minarelli	22	E303	Kreidler	19
149	Fantic Motor	7	E304	Kreidler	19
	Minarelli	22	E307	Maico	21
150	Fantic Motor	7	E308	Maico	21
151	Fantic Motor	7	E332	Norton	26
153	Fantic Motor	7	E324	Montesa	23
160	Benelli	1	E325	Montesa	23
167	Benelli	1	E327	Montesa	24
173	Benelli	1	E330	Honda	16
177	Benelli	2	E331	Honda	16
	Guzzi	11	E335	Honda	16
E192	Fichtel & Sachs	7	E337	Honda	15
E198	KTM	20	E338	Honda	16
E200	Fichtel & Sachs	7	E339	Honda	16
E201	Fichtel & Sachs	8	E367	Peugeot	26
E202	KTM	20	E368	Peugeot	26
E207	Fichtel & Sachs	8	E369	Peugeot	26
E208	Fichtel & Sachs	8	371	Demm	5
E209	Puch	26	E379	Puch	27
E212	Fichtel & Sachs	8	E393	Aprilia	27

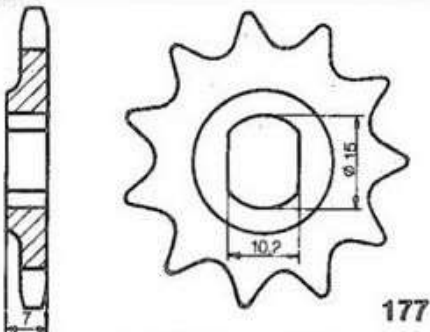
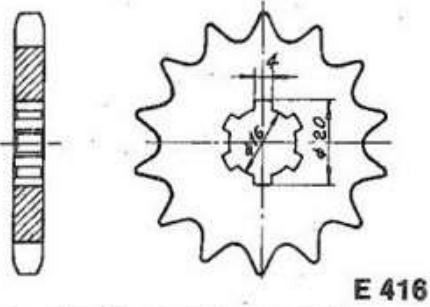
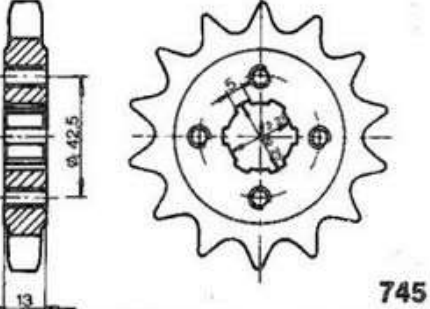
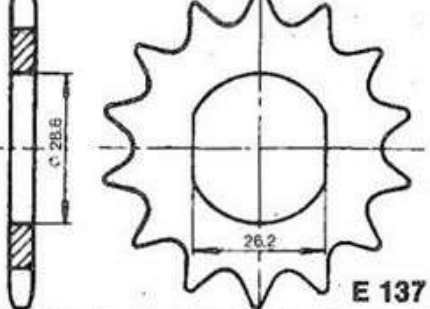
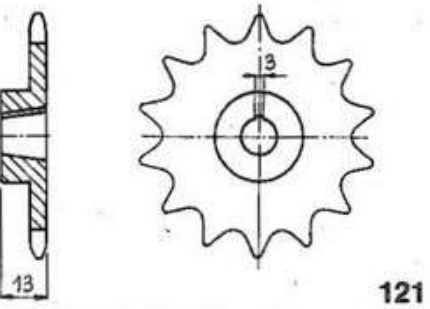
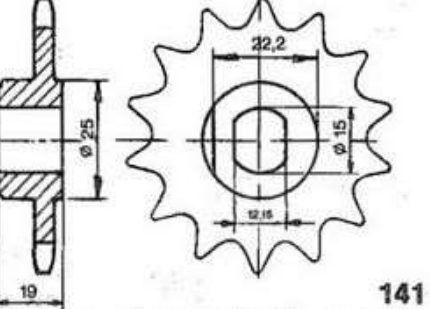
INDICE NUMERICO PIGNONI · NUMERICAL INDEX ENGINE SPROCKETS

Art. Part. Nr.	Marca Brand	Pagina Page	Art. Part. N.	Marca Brand	Pag. Page
E393	Kramer	27	E448	Zündapp	37
	Puch Frigerio	27	E449	Zündapp	38
	Rotax Motori	27	E462	Zündapp	38
	SWM	27	E470	Zündapp	38
E402	Kramer	27	E480	Benelli	1
	Puch Frigerio	27		Guzzi	10
	Rotax Motori	27		Zündapp	37
	SWM	27	482	Gilera	9
E410	Triumph	32	E484	Laverda	21
E411	Triumph	32		Zündapp	38
E412	Triumph	33	492	Ducati	6
E414	Triumph	33	493	Ducati	6
E415	Suzuki	28	E504	Kawasaki	17
E416	Benelli	2	E506	Kawasaki	18
	Cagiva	4	E508	Kawasaki	18
	Kawasaki	17	E509	Kawasaki	18
	Malanca	22	E513	Kawaseki	18
	Suzuki	29	515	Garelli	8
	Valenti	33	E518	Kawasaki	18
	Yamaha	34		Suzuki	31
E418	Kawasaki	17	E518/B	Suzuki	32
	Suzuki	29	E521	Kawasaki	19
E419	Suzuki	30	E522	Kawasaki	19
E420	Suzuki	31	531	Garelli	9
E421	Suzuki	30	545	Gilera	9
	Yamaha	35	E546	Yamaha	34
E422	Suzuki	30	E547	Yamaha	34
E423	Suzuki	30	549	Gilera	9
E424	Suzuki	31	552	Gilera	9
E425	Suzuki	29	553	Gilera	10
E426	Suzuki	29	559	Gilera	9
E427	Suzuki	29	E560	Yamaha	33
E428	Suzuki	29	E561	Yamaha	34
E429	Suzuki	28	E562	Suzuki	28
E430	Suzuki	30		Yamaha	34
E431	Suzuki	30	E563	Suzuki	28
E433	Suzuki	31	E565	Yamaha	35
E434	Suzuki	31	E566	Kawasaki	18
E443	Zündapp	37		Suzuki	31
E444	Zündapp	37		Yamaha	35
E445	Laverda	20	E567	Yamaha	35
	Zündapp	37	E568	Yamaha	36
E447	Zündapp	38	E569	Yamaha	36

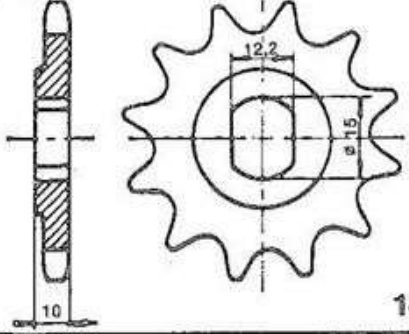
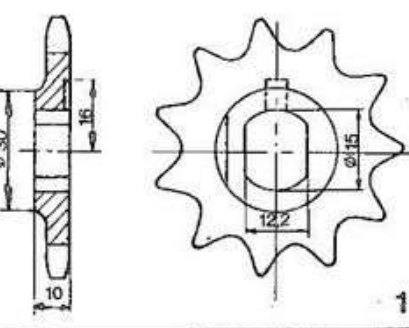
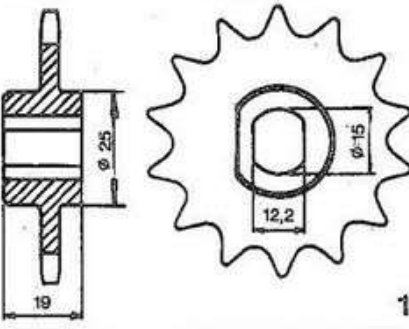
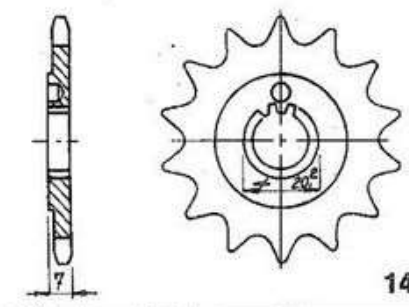
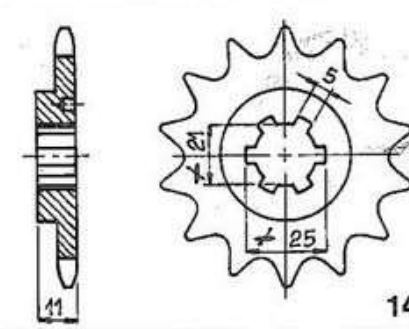
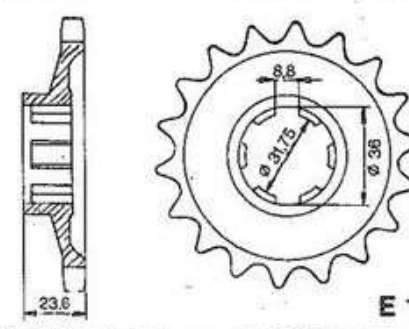
INDICE NUMERICO PIGNONI - NUMERICAL INDEX ENGINE SPROCKETS

Art. Part. Nr.	Marca Brand	Pagina Page	Art. Part. N.	Marca Brand	Pag. Page
E570	Yamaha	36	E813	Husqvarna	17
E571	Yamaha	36	E823	Husqvarna	17
E572	Yamaha	35	899	Demm	6
E573	Yamaha	35		Malanca	21
E574	Yamaha	36	900	Malanca	22
E575	Yamaha	36	1023	Laverda	21
590	Aspes	23	1026	Laverda	21
	Benelli	23	1169	Morini	25
	Fantic Motor	23	1170	Morini	25
	Gilera	23	1171	Morini	25
	Minarelli	23	1175	Morini	25
	SWM	23	1177	Morini	25
591	Fantic Motor	6	1184	Morini	25
592	Fantic Motor	23	E1240	Puch-Frigerlo	27
	Kramer	23	E1245	KTM	20
	Minarelli	23	E1247	KTM	20
E620	Tomos	32	E1248	KTM	20
E651	Bultaco	4	1382	Villa	33
E652	Bultaco	4	E1383	Kawasaki	17
703	Guzzi	10		Ossa	26
710	Cagiva	5		Villa	33
E716	Harley Davidson	12	1480	Rizzato - Atala	27
717	Cagiva	5	1495	Beta	3
719	Cagiva	5	1496	Beta	3
E720	Harley Davidson	12	1505	SWM	32
721	Cagiva	5	1515	SWM	32
727	Guzzi	11	2001	GO-KART	10
E730	Harley Davidson	12	2002	Speedway	28
745	Benelli	2	2004	Speedway	28
	Guzzi	11	2006	GO-KART	10
748	Guzzi	11	2008	GO-KART	10
762	Guzzi	11			
775	Guzzi	11			
799	Ancillotti	12			
	Aprilia	12			
	Hiro Motori	12			
	MAV	12			
	TGM	12			
800	Ancillotti	12			
	Aprilia	12			
	Hiro Motori	12			
	TGM	12			
	Valenti	12			

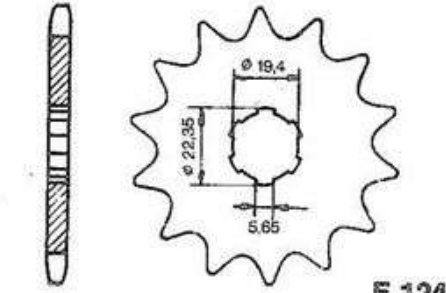
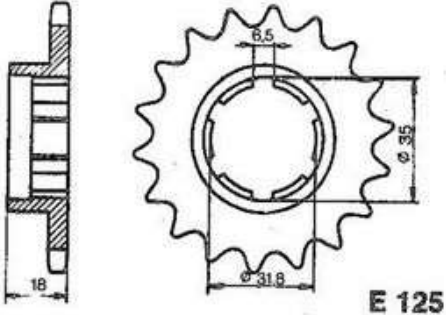
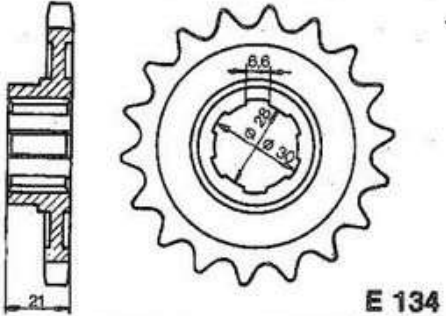
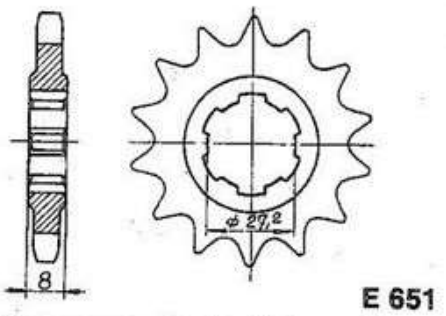
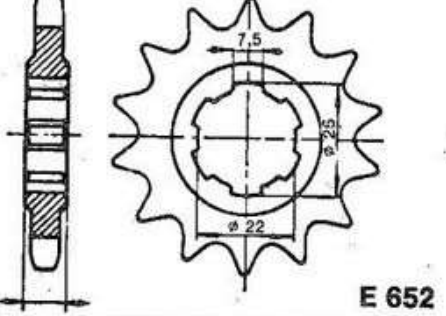
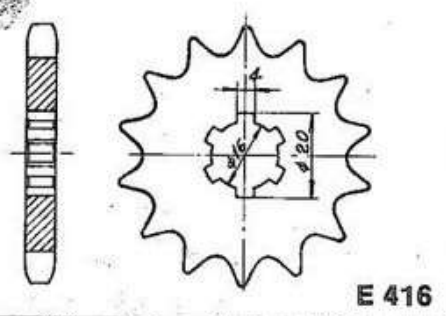
ARTICOLO/PART NUMBER	ADATTO PER / SUITABLE FOR	PASSO E DIM. PITCH AND DIM.	NUM. ORIG. ORIG. NR.
 <p style="text-align: right;">7</p>	<p>ASPES</p> <p>125 Hopi RGS, CRS, RGL 2 Serie 5 Vel.</p>	<p>1/2x5/16" R. 8,51</p> <p>Z 11 12</p>	
 <p style="text-align: right;">12</p>	<p>ASPES</p> <p>125 Hopi, RGC 6 Vel. 125 Juma 6 Vel.</p>	<p>1/2x5/16" R. 8,51</p> <p>Z 11 14</p>	
 <p style="text-align: right;">160</p>	<p>BENELLI</p> <p>48 3 VK (1980)</p>	<p>1/2x3/16" R. 7,75</p> <p>Z 12</p>	
 <p style="text-align: right;">167</p>	<p>BENELLI</p> <p>48 Turismo Sport 48 Codice, 3 VK</p>	<p>1/2x3/16" R. 7,75</p> <p>Z 12 13</p>	<p>G. 7340</p>
 <p style="text-align: right;">173</p>	<p>BENELLI</p> <p>49 Gentlemen, Bobo</p>	<p>1/2x3/16" R. 7,75</p> <p>Z 12</p>	
 <p style="text-align: right;">E 480</p>	<p>BENELLI</p> <p>50 Magnum, CR 50 Turismo</p>	<p>1/2x3/16" R. 7,75</p> <p>Z 11 12 13 14</p>	

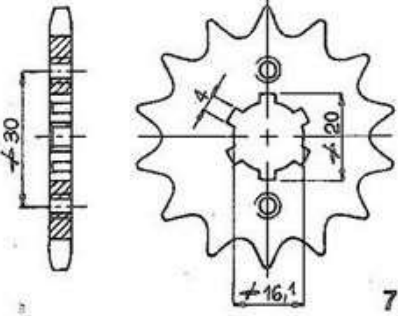
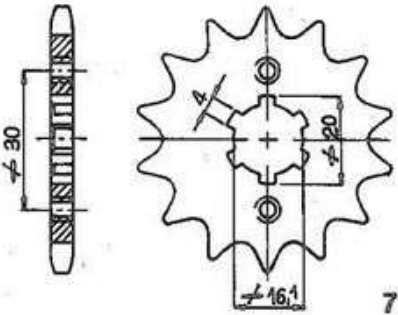
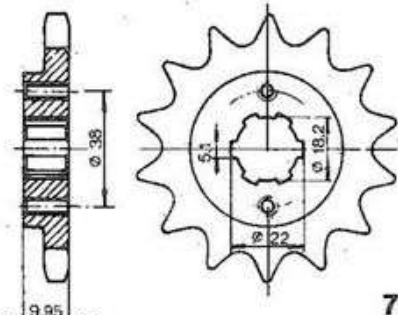
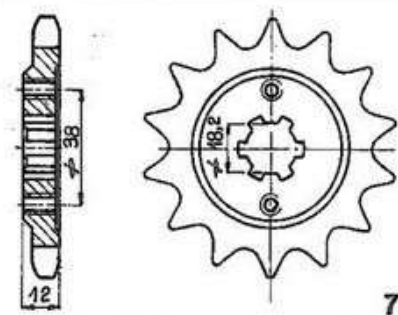
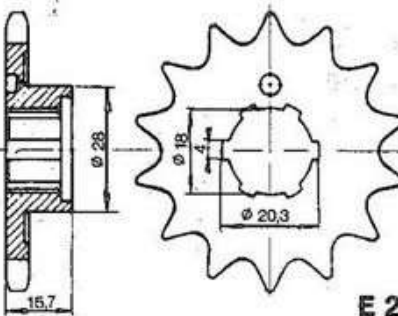
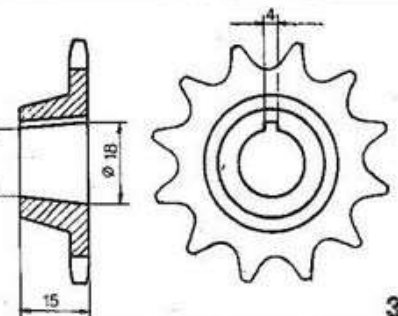
ARTICOLO / PART NUMBER	ADATTO PER / SUITABLE FOR	PASSO E DIM PITCH AND DIM.	NUM. ORIG. ORIG. NR.
 <p>177</p>	<p>BENELLI</p> <p>125 CR Leoncino 125 Enduro, Turismo</p>	<p>1/2"x5,2mm R. 8,51</p> <p>Z 12 13</p>	
 <p>E 416</p>	<p>BENELLI</p> <p>125 T, Sport 175 4 T 250 Sport, Bicilindrica</p>	<p>1/2x5/16" R. 8,51</p> <p>Z 12 13 14 15 16 17</p>	
 <p>745</p>	<p>BENELLI</p> <p>500 4 Cil 750 6 Cil</p>	<p>5/8x3/8" R. 10,16</p> <p>Z 17</p>	
 <p>E 137</p>	<p>BERINI</p> <p>M 48 Mod. Gazelle Laura, Batavette</p>	<p>1/2x3/16" R. 7,75</p> <p>Z 12 13</p>	<p>481092 481093</p>
 <p>121</p>	<p>BETA</p> <p>48 B 12 Bambl, Mio, Camoscio, Cigno, Holly</p>	<p>1/2x3/16" R. 7,75</p> <p>Z 12 13 15</p>	
 <p>141</p>	<p>BETA</p> <p>48 MX 5, MX 6, Trial Special, New 100/110</p>	<p>1/2x3/16" R. 7,75</p> <p>Z 12 13 14</p>	

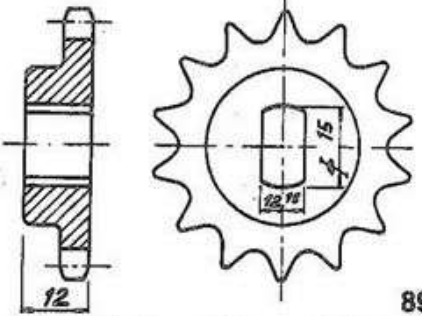
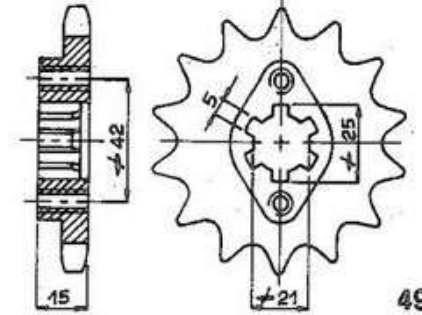
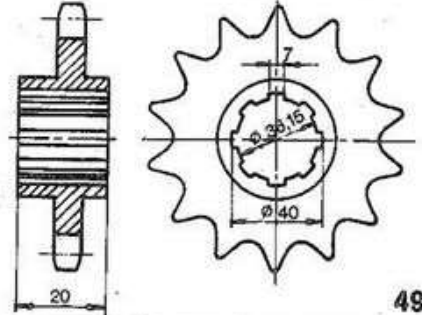
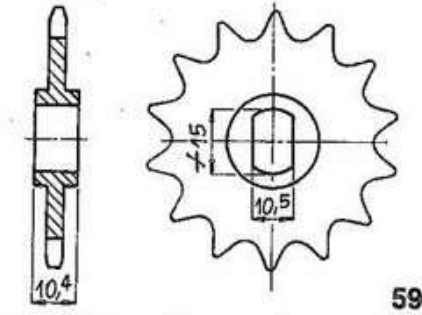
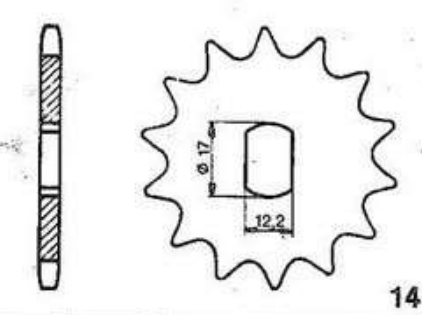
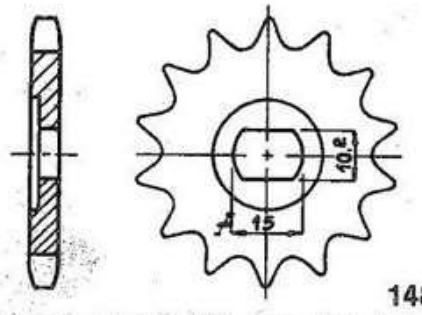
www.rpw.it

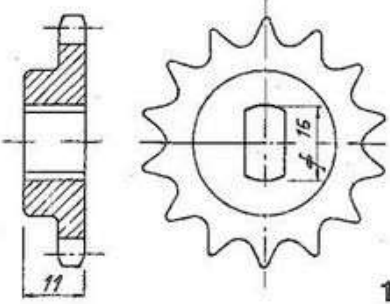
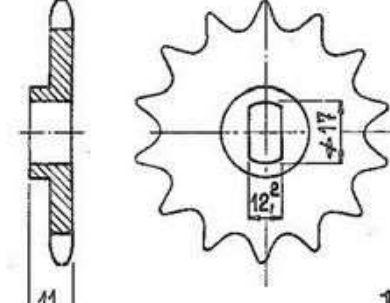
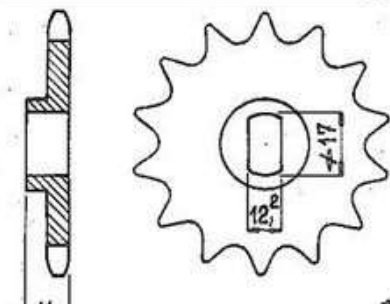
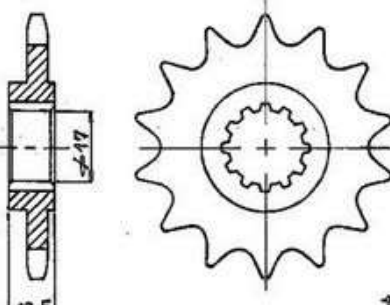
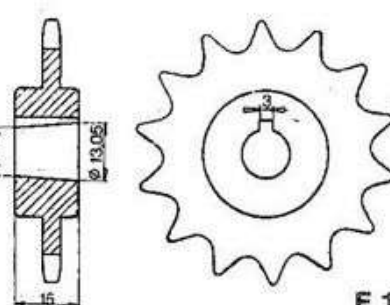
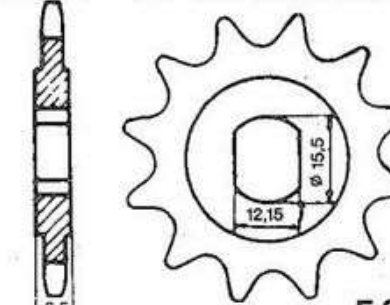
ARTICOLO / PART NUMBER	ADATTO / REF. / SUITABLE FOR	PASSO E DIM. / PITCH AND DIM.	NUM. ORIG. / ORIG. NR.
 <p style="text-align: right;">144</p>	<p>BETA</p> <p>48 CR Special 2 T 4 Vel.</p>	<p>1/2x3/16" R. 7,75</p> <p>Z 11 12 13</p>	
 <p style="text-align: right;">146</p>	<p>BETA</p> <p>48 4 Vel.</p>	<p>1/2x3/16" R. 7,75</p> <p>Z 12 13</p>	
 <p style="text-align: right;">136</p>	<p>BETA</p> <p>125 GS, CR, Enduro, ES 2 T, MX 6 (1979)</p>	<p>1/2x5/16" R. 8,51</p> <p>Z 11 12 13</p>	
 <p style="text-align: right;">1495</p>	<p>BETA</p> <p>125 RG, CR 2T 6 Vel. 240 Trial</p>	<p>5/8x1/4" R.10,16</p> <p>Z 10 12</p>	
 <p style="text-align: right;">1496</p>	<p>BETA</p> <p>250 GS, CR 350 GS, CR 500 GS, CR</p>	<p>5/8x1/4" R. 10,16</p> <p>Z 11 12</p>	
 <p style="text-align: right;">E 123</p>	<p>B.S.A.</p> <p>500/650 A7/A10 twin shooting star super flash (1951-58)</p>	<p>5/8x3/8" R. 10,16</p> <p>Z 19</p>	<p>67-3065</p>

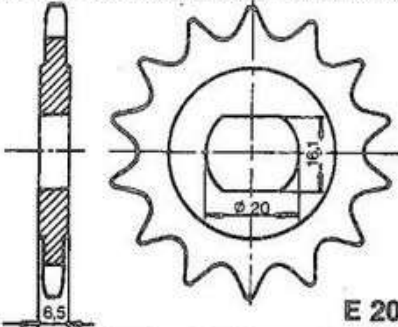
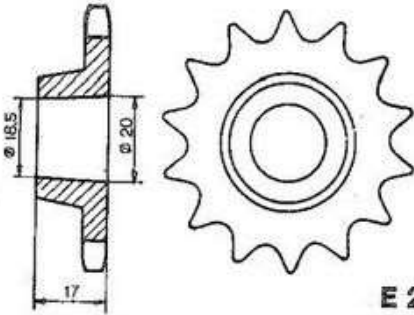
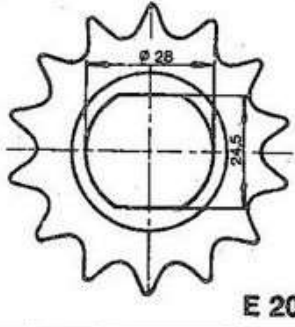
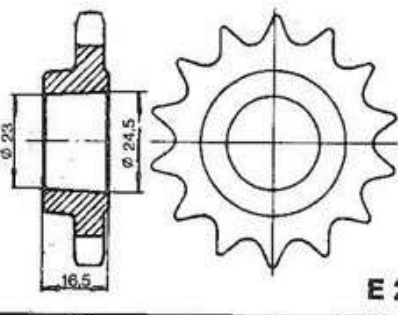
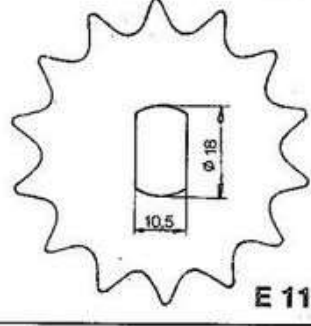
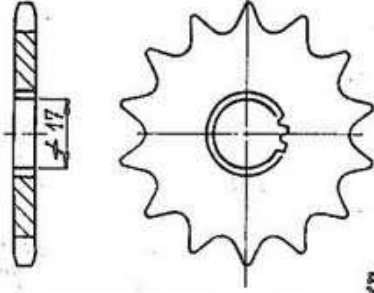
www.rpw.it

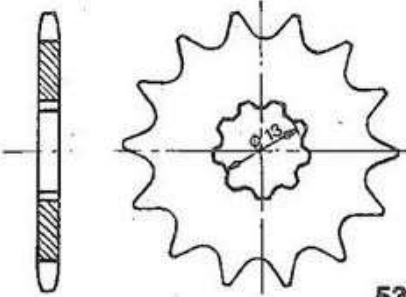
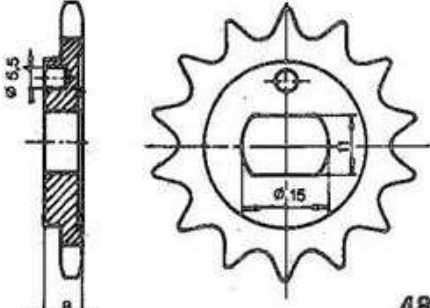
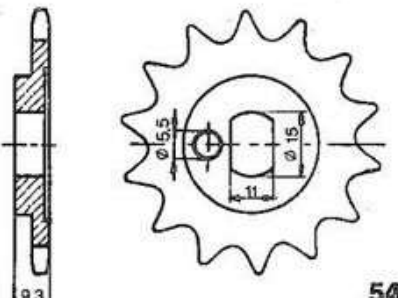
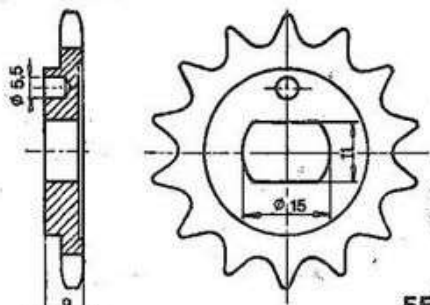
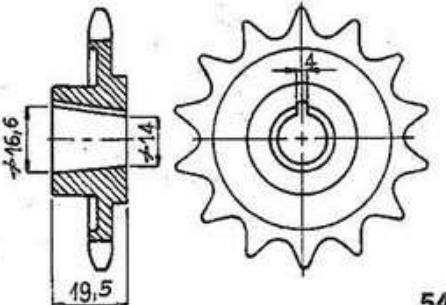
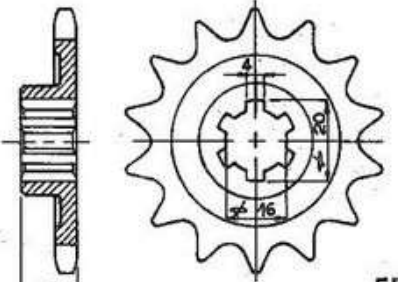
ARTICOLO / PART NUMBER	ADATTO PER / SUITABLE FOR	PASSO E DIM / PITCH AND DIM	NUM. ORIG. / ORIG. NR.
 <p style="text-align: right;">E 124</p>	<p>B.S.A.</p> <p>125 D1 150 D3 175 D5, D7 Type Bantam</p>	<p>1/2"x5,2 mm R. 8,51</p> <p>Z 16</p>	<p>90-473</p>
 <p style="text-align: right;">E 125</p>	<p>B.S.A.</p> <p>350/500 Mod. B31, 32, 33, 34 (1950-52) Mod. M20, 21, 33 (1950-58)</p>	<p>5/8x1/4" R. 10,16</p> <p>Z 19</p>	<p>65-3506</p>
 <p style="text-align: right;">E 134</p>	<p>B.S.A.</p> <p>500 A 50 650 A 65 Twin (1960-64) 500 Royal Star, firebird, scrambler 650 lightning, thunderbolt</p>	<p>5/8x3/8" R. 10,16</p> <p>Z 19 20</p>	<p>68-3078 68-3073</p>
 <p style="text-align: right;">E 651</p>	<p>BULTACO</p> <p>250 MK 10,11 (1977) 370 CR Pursang</p>	<p>5/8x1/4" R. 10,16</p> <p>Z 13</p>	
 <p style="text-align: right;">E 652</p>	<p>BULTACO</p> <p>175/250 CR MK2 Pursang, Matador 250 MK 11 Frontera 350 Sherpa</p>	<p>5/8x1/4" R. 10,16</p> <p>Z 11 12 13</p>	
 <p style="text-align: right;">E 416</p>	<p>CAGIVA</p> <p>SST 125 SST 125 Ruote a raggi Ruote in lega</p>	<p>1/2x5/16" R. 8,51</p> <p>Z 12 13 14 15 16 17</p>	<p>17601 17602 17603</p>

ARTICOLO / PART NUMBER	ADATTO PER / SUITABLE FOR	PASSO E DIM. PITCH AND DIM	NUM. ORIG. ORIG. NR.
 <p style="text-align: right;">710</p>	<p>CAGIVA SXT 125 (1982)</p>	<p>1/2x5/16" R. 8,51 Z 16</p>	<p>31742</p>
 <p style="text-align: right;">717</p>	<p>CAGIVA WMX 125 CR WRX 125 RG WMX 250 CR</p>	<p>5/8x1/4" R. 10,16 Z 12 13 14</p>	
 <p style="text-align: right;">719</p>	<p>CAGIVA 175/250 SS, SX 250 SST, MXR (1979)</p>	<p>5/8x1/4" R. 10,16 Z 14 15</p>	<p>19534 19532</p>
 <p style="text-align: right;">721</p>	<p>CAGIVA SST 250 RR, RL SST 350 RR, RL</p>	<p>5/8x3/8" R. 10,16 Z 15 17</p>	<p>27995 27995</p>
 <p style="text-align: right;">E 292</p>	<p>C.Z. 250 CR 350 CR 400 CR</p>	<p>5/8x1/4" R. 10,16 Z 14</p>	<p>890-22-052</p>
 <p style="text-align: right;">371</p>	<p>DEMM 49 Veleomatic, Velodik, Dik-Dik, Trasporto</p>	<p>1/2x3/16" R. 7,75 Z 10 12 14</p>	<p>7-MC-100-49</p>

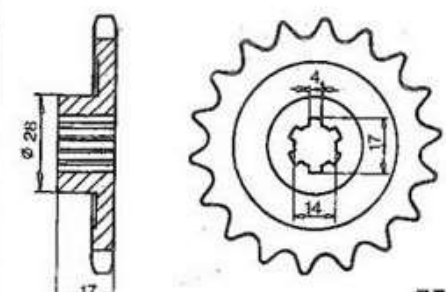
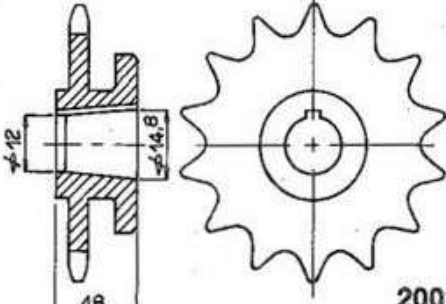
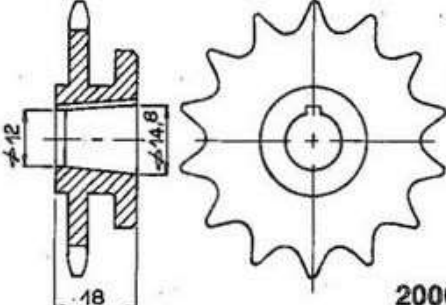
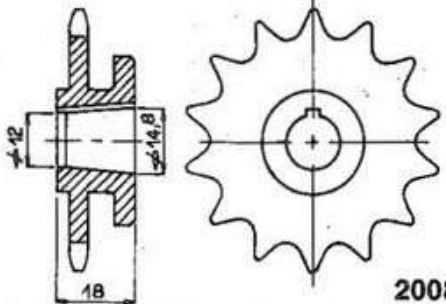
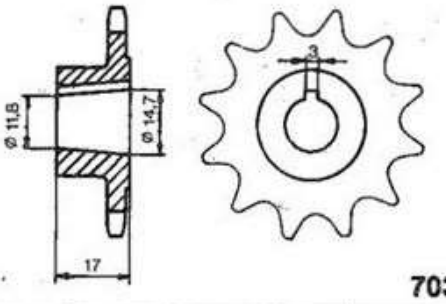
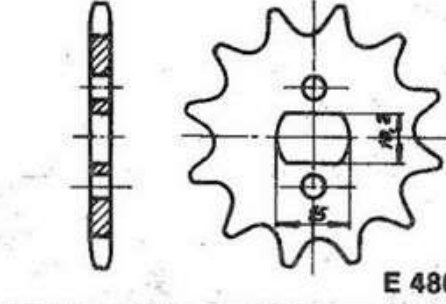
ARTICOLO / PART NUMBER	ADATTO PER / SUITABLE FOR	PASSO E DIM. PITCH AND DIM	NUM. ORIG. ORIG. NR
 <p style="text-align: right;">899</p>	<p>DEMM</p> <p>48 Smilly, Brio Ping-Pong, Toxi, Quick 2, Scout</p>	<p>1/2x3/16" R. 7,75</p> <p>Z 10 11 12</p>	<p>010-053 010-054</p>
 <p style="text-align: right;">492</p>	<p>DUCATI</p> <p>500 Panta SL 600 Panta SL, TL</p>	<p>5/8x3/8" R. 10,16</p> <p>Z 15</p>	
 <p style="text-align: right;">493</p>	<p>DUCATI</p> <p>550 Desmo 750 SS 750 GT 900 S, SS 900 Darmah</p>	<p>5/8x3/8" R. 10,16</p> <p>Z 15 16</p>	<p>0759-15-090 0759-16-090</p>
 <p style="text-align: right;">591</p>	<p>FANTIC MOTOR</p> <p>Trial 50 4 Vel. (1979-82)</p>	<p>1/2x3/16" R. 7,75</p> <p>Z 11 12 13</p>	<p>330-43-7110 330-43-7120 330-43-7130</p>
 <p style="text-align: right;">145</p>	<p>FANTIC MOTOR</p> <p>125 RG, Competizione</p>	<p>1/2x5/16" R. 8,51</p> <p>Z 12 13</p>	<p>155-43-7130</p>
 <p style="text-align: right;">148</p>	<p>FANTIC MOTOR</p> <p>50 Competizione 125 6 Vel. (1975-76)</p>	<p>1/2x5/16" R. 8,51</p> <p>Z 12 13</p>	

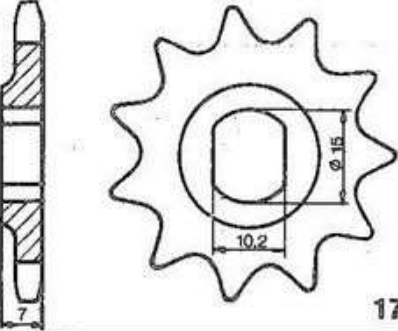
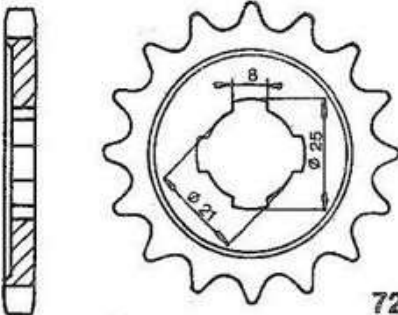
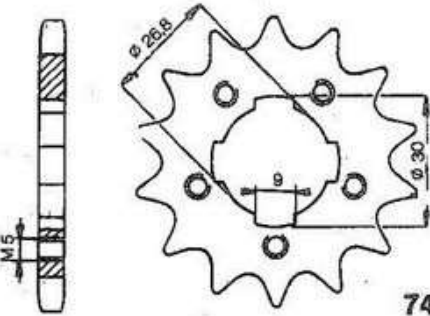
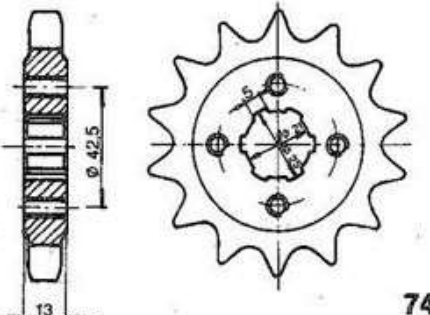
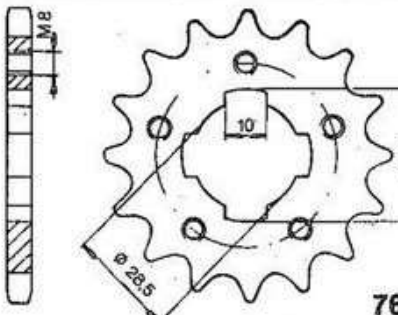
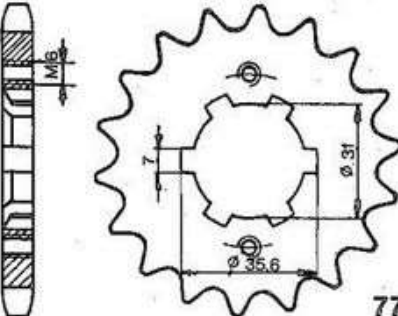
ARTICOLO / PART NUMBER	ADATTO PER / SUITABLE FOR	PASSO E DIM PITCH AND DIM	NUM. ORIG. ORIG. NR.
 <p style="text-align: right;">149</p>	<p>FANTIC MOTOR</p> <p>50 Corsa Corta (1978)</p>	<p>1/2x5/16" R. 8,51</p> <p>Z 12 13 14</p>	<p>162-43-7120 162-43-7130 162-43-7140</p>
 <p style="text-align: right;">150</p>	<p>FANTIC MOTOR</p> <p>RG 125 Trial 125 Trial 200 (1979-82)</p>	<p>1/2x5/16" R. 7,75</p> <p>Z 11 12 13 14 15 16</p>	<p>350-43-7110 350-43-7120 350-43-7130 350-43-7140 350-43-7150 350-43-7160</p>
 <p style="text-align: right;">151</p>	<p>FANTIC MOTOR</p> <p>CR 125 Competizione (1980)</p>	<p>5/8x1/4" R. 10,16</p> <p>Z 11 12</p>	<p>360-43-7111 360-43-7121</p>
 <p style="text-align: right;">153</p>	<p>FANTIC MOTOR</p> <p>125 CR, RG 240 Trial (1982)</p>	<p>5/8x1/4" R. 10,16</p> <p>Z 11 12 13</p>	
 <p style="text-align: right;">E 192</p>	<p>FICHEL & SACHS</p> <p>50 2 Gang 50 Saxonette</p>	<p>1/2x3/16" R. 7,75</p> <p>Z 12 13</p>	<p>0236-079-005 0236-093-000</p>
 <p style="text-align: right;">E 200</p>	<p>FICHEL & SACHS</p> <p>Sachs 50/3 ML 504/1 A, 504/1 B, 505/1 A, 1 BX 1 C, 505/2 AKS, 2B, 505/2 C, 2 CK 506/4 AKF Supra 4 Enduro 50/3 D, 50 50/4 EKF Optima</p>	<p>1/2x3/16" R. 7,75</p> <p>Z 11 12 13 14 15 16 17</p>	<p>0236-105-000 0236-101-000 0236-103-000 0236-109-001</p>

ARTICOLO / PART NUMBER	ADATTO PER / SUITABLE FOR	PASSO E DIM. PITCH AND DIM.	NUM. ORIG. ORIG. NR.
 <p style="text-align: right;">E 201</p>	<p>FICHTEL & SACHS</p> <p>501/3 BKF 501/4 AKF 501/4 AKFX 501/4 BKF 501/4 CKF Supra 4 Enduro</p>	<p>1/2x3/16" R. 7,75</p> <p>Z 13 15</p>	<p>0236-112-000</p>
 <p style="text-align: right;">E 207</p>	<p>FICHTEL & SACHS</p> <p>Sachs 50/S 50 SA 5 Gang (ab 1963) 50/SW D 80 SW, 80 SA KS 80, Jet Ultra 50 RS, Silberfeil Ultra 80 AC. Chopper</p>	<p>1/2x1/4" R. 8,51</p> <p>Z 12 13 14 15 16</p>	<p>0236-108-000 0236-108-005 0236-108-006</p>
 <p style="text-align: right;">E 208</p>	<p>FICHTEL & SACHS</p> <p>502/1 A 502/1 B 502/1 AX 502/1 ACH 502/1 ANL</p>	<p>1/2x3/16" R. 7,75</p> <p>Z 13</p>	<p>0236-113-302</p>
 <p style="text-align: right;">E 212</p>	<p>FICHTEL & SACHS</p> <p>100 cc 1/6 A 125 cc 1/6 A 125 cc 1/6 B 5 AL, 5 AGS, 6 BGS</p>	<p>1/2x5/16" R. 8,51</p> <p>Z 13 14 15</p>	<p>0636-107-000 0636-106-000</p>
 <p style="text-align: right;">E 110</p>	<p>FLANDRIA</p> <p>Mofa S, SL</p>	<p>1/2x3/16" R. 7,75</p> <p>Z 12 13 14</p>	<p>173-341 173-340 173-339</p>
 <p style="text-align: right;">515</p>	<p>GARELLI</p> <p>49 VIP 1-2-3 V-N, Gulp Flex, Matic, M3, Noi, Record, Mini Bike</p>	<p>1/2x3/16" R. 7,75</p> <p>Z 10 11 12 13 14 15 16 17</p>	<p>203-651-7-287 203-601-7-287 203-001-7-287 201-001-7-287 203-653-7-287 200-001-7-287</p>

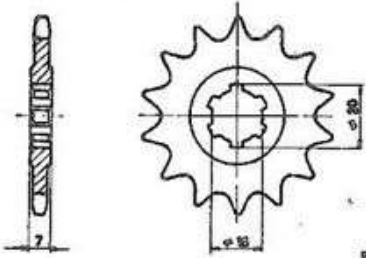
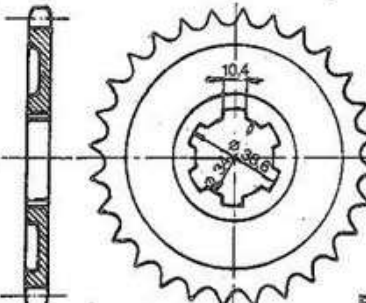
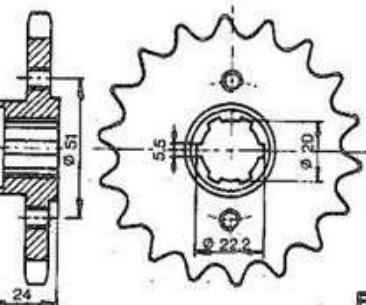
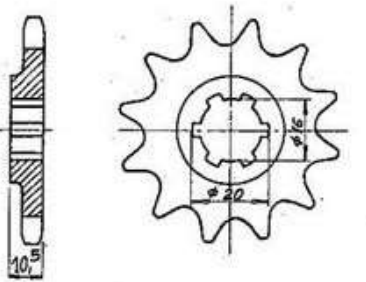
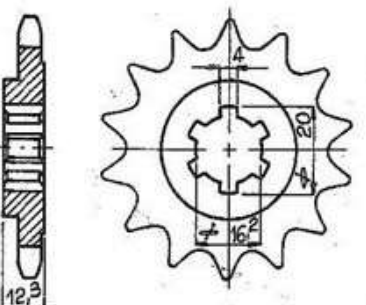
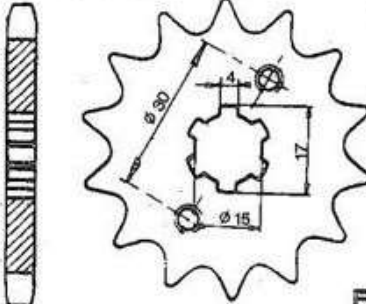
ARTICOLO / PART NUMBER	ADATTO PER / SUITABLE FOR	PASSO E DIMI / PITCH AND DIM	NUM. ORIG. / ORIG. NR
 <p style="text-align: right;">531</p>	<p>GARELLI</p> <p>49 Katia 1-2 V-N 49 Eureka</p>	<p>1/2x3/16" R. 7,75</p> <p>Z 10 11 12</p>	<p>205-001-287</p>
 <p style="text-align: right;">482</p>	<p>GILERA</p> <p>50 TL 4 Vel. 50 CB1 4 Vel.</p>	<p>1/2x3/16" R. 7,75</p> <p>Z 12 13 14</p>	
 <p style="text-align: right;">545</p>	<p>GILERA</p> <p>50 TS, GR 2 125 TG1 MIX, TG2, TG3</p>	<p>1/2x5/16" R. 8,51</p> <p>Z 13 15</p>	<p>353400</p>
 <p style="text-align: right;">559</p>	<p>GILERA</p> <p>50 7 HP Trial 50 Touring</p>	<p>1/2x1/4" R. 7,75</p> <p>Z 14</p>	
 <p style="text-align: right;">549</p>	<p>GILERA</p> <p>98/125 Giubileo</p>	<p>1/2x5/16" R. 8,51</p> <p>Z 14</p>	
 <p style="text-align: right;">552</p>	<p>GILERA</p> <p>125 C1 Competizione 125 E1 (1982)</p>	<p>5/8x1/4" R. 10,16</p> <p>Z 12</p>	

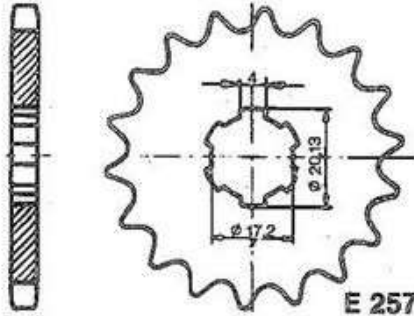
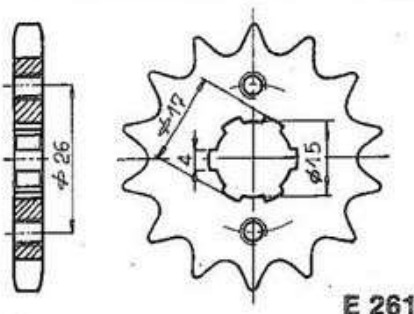
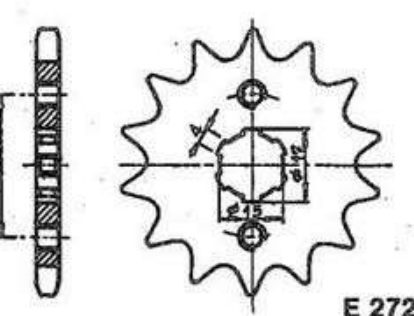
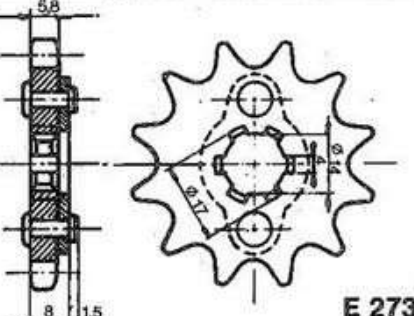
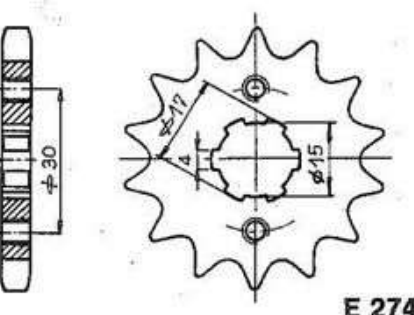
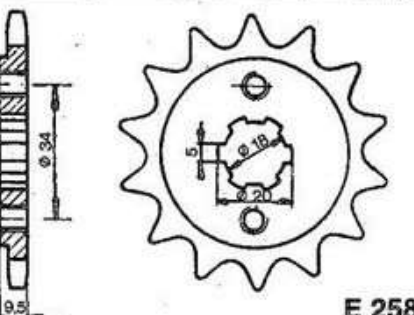
www.rpw.it

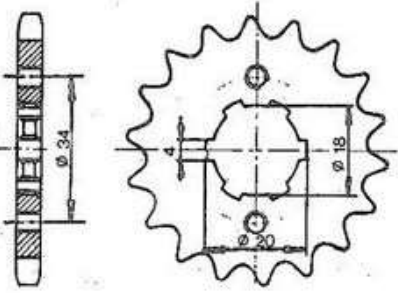
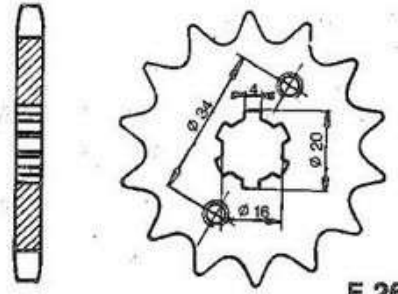
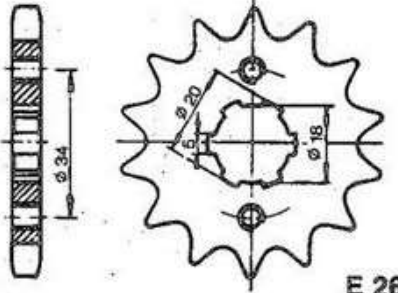
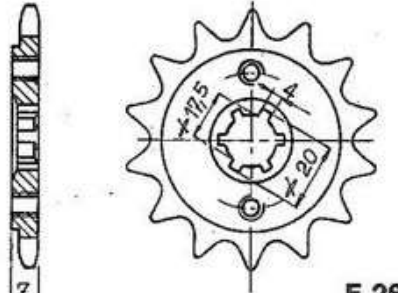
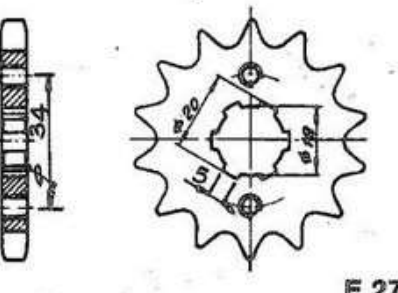
ARTICOLO / PART NUMBER	ADATTO PER / SUITABLE FOR	BASSO E DIM. / PITCH AND DIM.	NUM. ORIG. / ORIG. NR.
 <p style="text-align: right;">553</p>	<p>GILERA 98/125 5 Vel. 6 gg. 125/150 Arcore</p>	<p>1/2x5/16" R. 8,5T Z 16</p>	<p>62280</p>
 <p style="text-align: right;">2001</p>	<p>GO-KART</p>	<p>3/8x3/16" R. 5,08 (ASA) Z 9</p>	
 <p style="text-align: right;">2006</p>	<p>GO-KART</p>	<p>8x5,8 mm R. 5 Z 10</p>	
 <p style="text-align: right;">2008</p>	<p>GO-KART</p>	<p>7,77 mm R. 4,59 Z 10</p>	
 <p style="text-align: right;">703</p>	<p>GUZZI 49 Dingo Turismo, GT 4 Vel. CR Super, Monomarcia</p>	<p>1/2x3/16" R. 7,75 Z 13 14</p>	
 <p style="text-align: right;">E 480</p>	<p>GUZZI 50 Nibblo, Cross</p>	<p>1/2x3/16" R. 7,75 Z 11 12 13 14</p>	

ARTICOLO / PART NUMBER	ADATTO PER / SUITABLE FOR	PASSO / PITCH AND DIM.	NUM. ORIG. / ORIG. NR.
 <p style="text-align: right;">177</p>	<p>GUZZI</p> <p>125 Turismo, Tutto terreno</p>	<p>1/2"x5,2 mm R. 8,51</p> <p>Z 12 13</p>	
 <p style="text-align: right;">727</p>	<p>GUZZI</p> <p>98/110 Zigolo Lusso 125 Scrambler 125/160 Stornello RG, 5 Vel. 160/175/192 Galletto</p>	<p>1/2x5/16" R. 8,51</p> <p>Z 15 16 17</p>	
 <p style="text-align: right;">748</p>	<p>GUZZI</p> <p>250 Alrone</p>	<p>5/8x1/4" R. 10,16</p> <p>Z 13</p>	
 <p style="text-align: right;">745</p>	<p>GUZZI</p> <p>350/400 GTS 4 Cilindri</p>	<p>5/8x3/8" R. 10,16</p> <p>Z 17</p>	
 <p style="text-align: right;">762</p>	<p>GUZZI</p> <p>500 Falcone SV, VT</p>	<p>5/8x1/4" R. 10,16</p> <p>Z 16</p>	
 <p style="text-align: right;">775</p>	<p>GUZZI</p> <p>500 Nuovo Falcone</p>	<p>5/8x3/8" R. 10,16</p> <p>Z 16</p>	

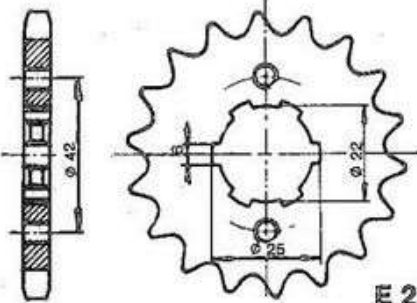
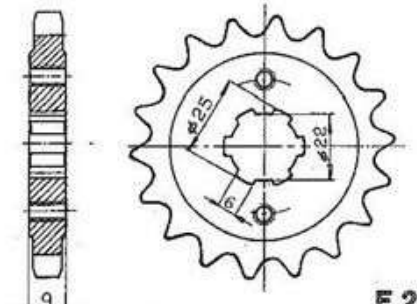
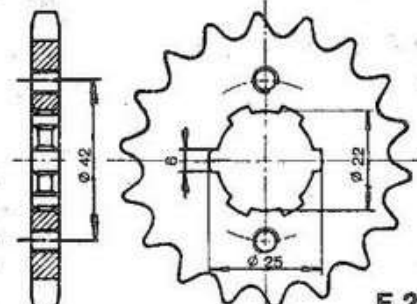
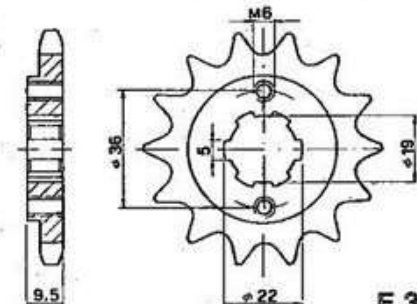
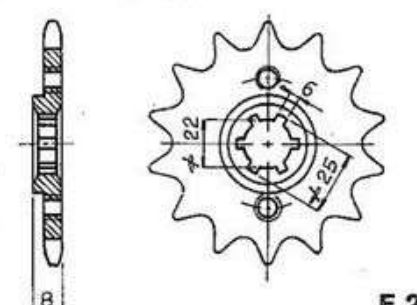
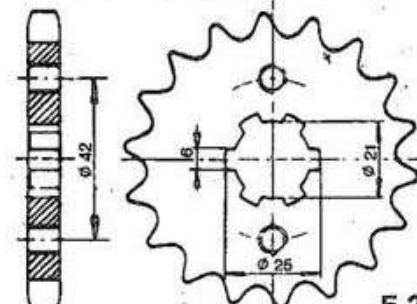
www.rpworld.it

ARTICOLO / PART NUMBER	ADATTO PER / SUITABLE FOR	PASSO E DIMI PITCH AND DIM.	NUM. ORIG. ORIG. NR.
 <p style="text-align: right;">E 716</p>	<p>HARLEY DAVIDSON</p> <p>125 SST, SXT, SS</p>	<p>1/2"x5,2 mm R. 8,51</p> <p>Z 12 13</p>	<p>23195</p>
 <p style="text-align: right;">E 720</p>	<p>HARLEY DAVIDSON</p> <p>1200 Electra Glide FLH, FXE, FXS, FXEF, FX, WG</p>	<p>5/8x3/8" R. 10,16</p> <p>Z 22 23</p>	<p>35203-36(340) 35212-73(350)</p>
 <p style="text-align: right;">E 730</p>	<p>HARLEY DAVIDSON</p> <p>1000 cc.</p>	<p>5/8x3/8" R. 10,16</p> <p>Z 21 22</p>	<p>35205-52A 35205-79</p>
 <p style="text-align: right;">799</p>	<p>HIRO MOTORI</p> <p>125 CR</p> <p>ANCILLOTTI APRILIA TGM MAV</p>	<p>1/2x5/16" R. 8,51</p> <p>Z 12 13 14</p>	
 <p style="text-align: right;">800</p>	<p>HIRO MOTORI</p> <p>125/250 CR</p> <p>ANCILLOTTI CRH 125 APRILIA RC 125/250, MX 125 TGM 250 C VALENTI TL 320</p>	<p>5/8x1/4" R. 10,16</p> <p>Z 11 12 13</p>	
 <p style="text-align: right;">E 255</p>	<p>HONDA</p> <p>CF 50 "Chaly" ST 50, ST 70 DAX C 70 MB 8, MT 8 MTX 80 MBX 80 CY 80 80 CR (1982-83)</p>	<p>1/2x1/4" R. 7,75 (420)</p> <p>Z 13 14 15 16</p>	<p>23800-045-000 23800-040-010 -23800-098-000 23800-183-811</p>

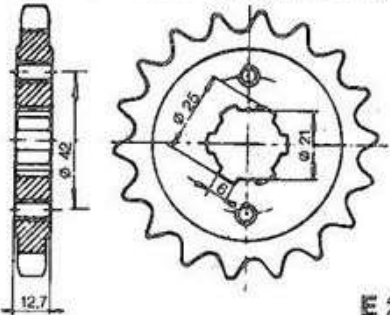
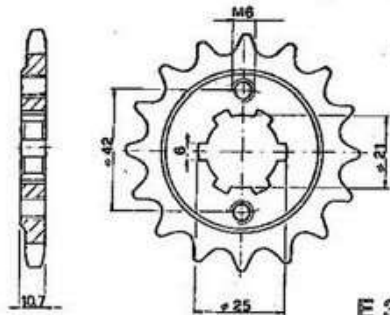
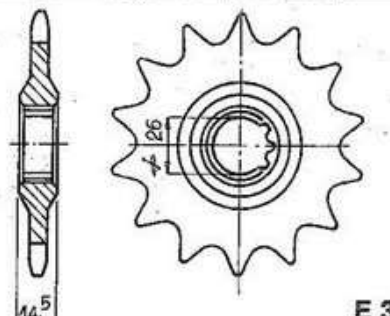
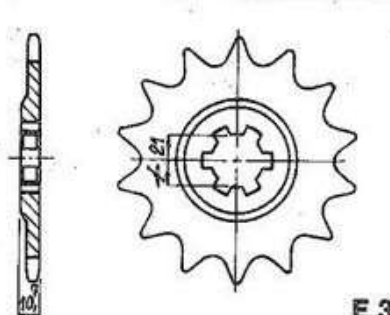
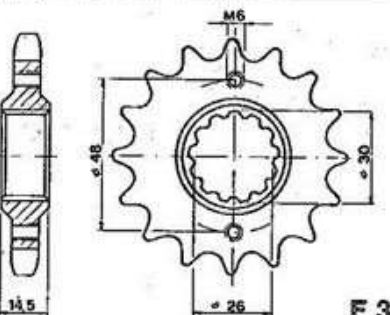
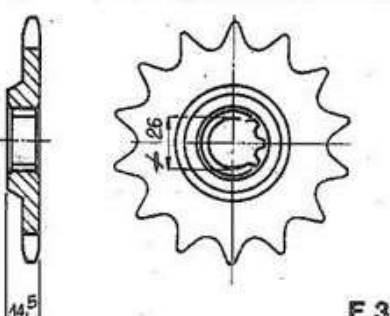
ARTICOLO / PART NUMBER	ADATTO PER / SUITABLE FOR	PASSO E DIM PITCH AND DIM	NUM. ORIG ORIG. NR.
 <p>E 257</p>	<p>HONDA</p> <p>PS 50 PF 50 PC 50 K 1</p>	<p>1/2x3/16" R. 7,75 Z 15</p>	<p>23801-081-000</p>
 <p>E 261</p>	<p>HONDA</p> <p>Z 50 Monkey Z 50 J 1 CB 50 J MB 5</p>	<p>1/2x1/4" R. 7,75 (420) Z 12 13 14 15 16</p>	<p>-23800-045-671 23800-166-610</p>
 <p>E 272</p>	<p>HONDA</p> <p>CB 50 CY 50 (1978-81) MT 5</p>	<p>1/2x1/4" R. 7,75 (420) Z 12 13 14</p>	<p>-23800-041-010 23800-167-610</p>
 <p>E 273</p>	<p>HONDA</p> <p>SS 50</p>	<p>1/2x1/4" R. 7,75 (420) Z 13 14</p>	<p>23800-035-010 23800-051-305</p>
 <p>E 274</p>	<p>HONDA</p> <p>H 100 XL 100 S - Z - AB (1980)</p>	<p>1/2x5/16" R. 8,51 (428) Z 15</p>	<p>23801-436-000</p>
 <p>E 258</p>	<p>HONDA</p> <p>MT 125 CL 175 K 3 CB 175 K 4/5 CD 175 K 3/5</p>	<p>1/2x5/16" R. 8,51 (428) Z 15 16 17</p>	<p>23801-216-812</p>

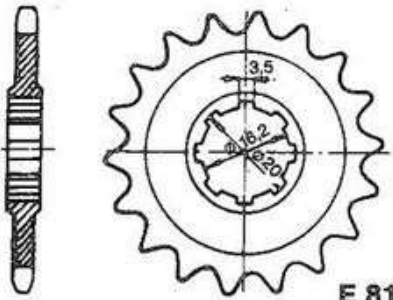
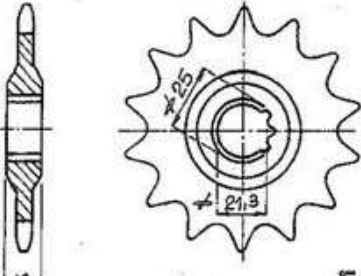
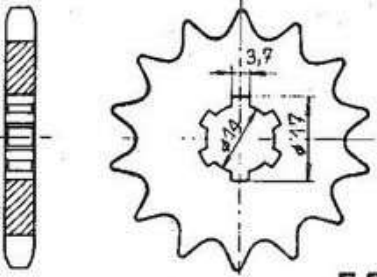
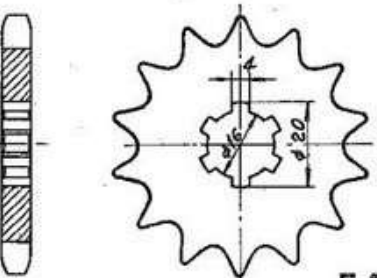
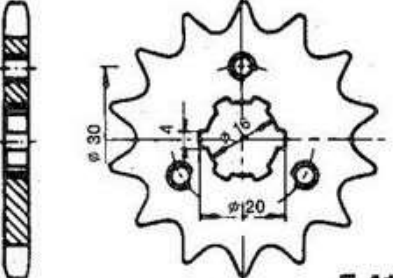
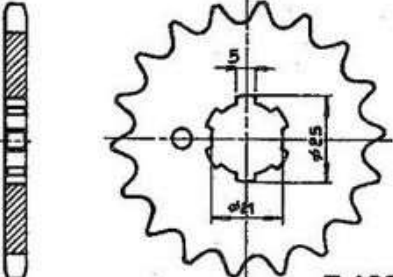
ARTICOLO / PART NUMBER	ADATTO PER / SUFABBE FOR	PASSO E DIM. PITCH AND DIM	NUM. ORIG. ORIG. NR.
 <p style="text-align: right;">E 259</p>	<p>HONDA</p> <p>CB 100 K2, K3 XL 100 S XR 125 CG 125 SL 125 CM 125 CB 125 S Italia CB 125 Twin XL 125 S2, XL 125 TL, K2, K3 CB 125 S1, S3 CB 125 K3, K5 CB 125 T, T2 CB 125 T, DC CB 175 CD 175 CD 185 T, XL 185, S CM 200, CD 200</p>	<p>1/2x5/16" R. 8,51 (428)</p> <p>Z 13 14 15 16</p>	<p>- 23801-107-760 23801-437-000 - 23801-324-000 23801-338-000</p>
 <p style="text-align: right;">E 263</p>	<p>HONDA</p> <p>CB 125 Benly C 92, C 95 SS, CB 95, C 160 CB 175 K 3 C/CD, CL, CS SL 90, CD 90, M1, K1</p>	<p>1/2x5/16" R. 8,51 (428)</p> <p>Z 13 14 15 16</p>	<p>23801-028-000 23801-205-000</p>
 <p style="text-align: right;">E 264</p>	<p>HONDA</p> <p>CB 100 (1970) CB 125 K 3</p>	<p>1/2x5/16" R. 8,51 (428)</p> <p>Z 13 14 15 16 17</p>	<p>- 23801-052-010 23801-046-000 23801-230-000</p>
 <p style="text-align: right;">E 266</p>	<p>HONDA</p> <p>CR 125 (1979)</p>	<p>5/8x1/4" R. 10,16 (520)</p> <p>Z 12 13 14</p>	<p>23801-444-810</p>
 <p style="text-align: right;">E 275</p>	<p>HONDA</p> <p>CB 200 (1975-77)</p>	<p>5/8x1/4" R. 10,16 (520)</p> <p>Z 15</p>	<p>23801-354-000</p>

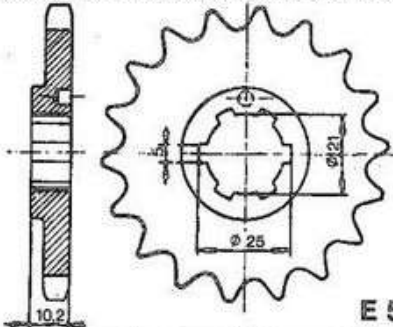
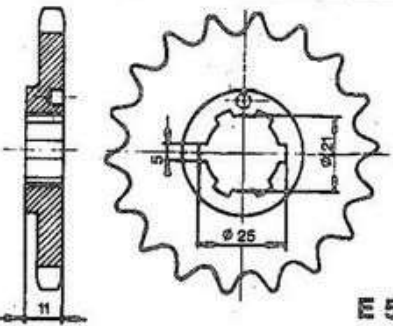
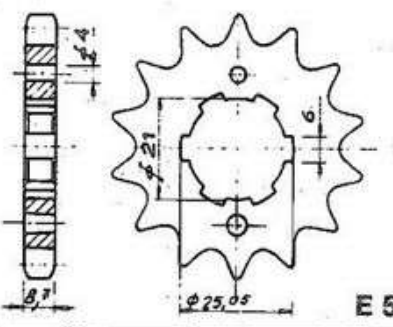
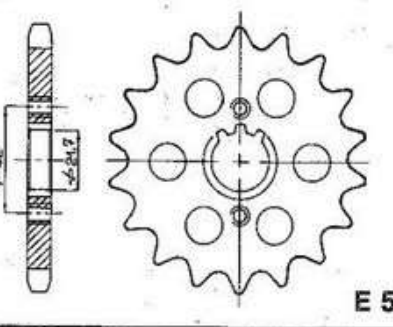
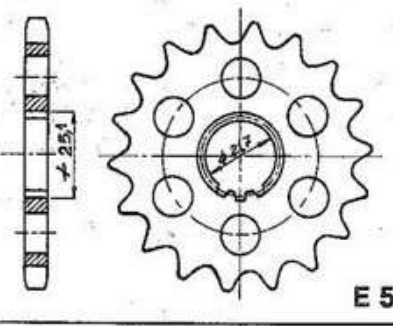
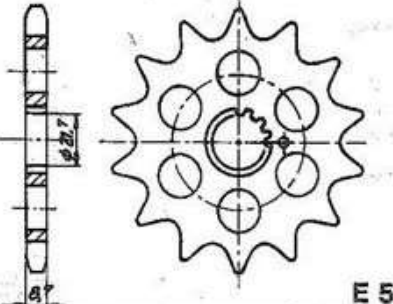


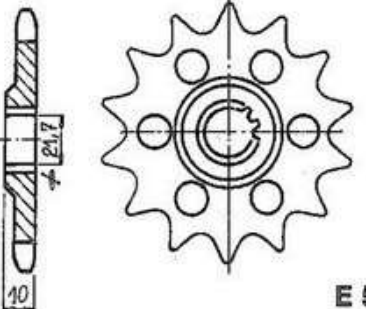
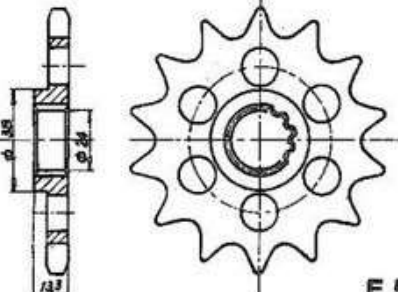
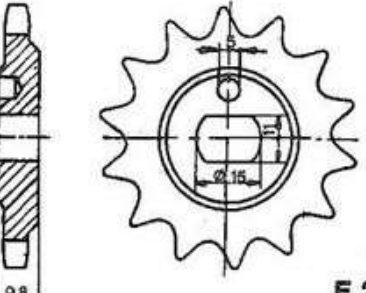
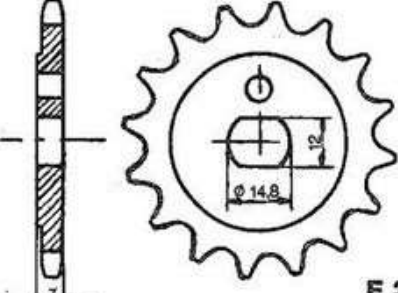
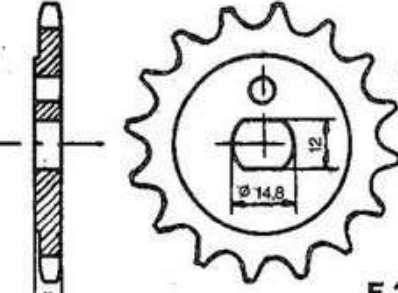
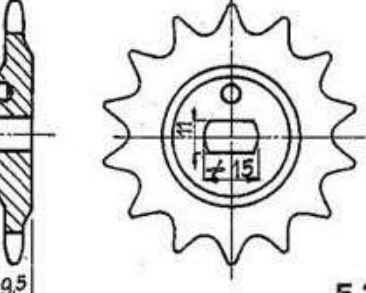
ARTICOLO / PART NUMBER	ADATTO PER / SUITABLE FOR	TRASSO E DIM. PITCH AND DIM	NUM. ORIG. ORIG. NR.
 <p style="text-align: right;">E 265</p>	<p>HONDA XL 250 (1972-77)</p>	<p>5/8x1/4" R. 10,16 (520) Z 13 14 15</p>	<p>23801-329-810 23801-428-000 23801-329-000</p>
 <p style="text-align: right;">E 276</p>	<p>HONDA CB 250 Super Dream CB 400 NB (1981)</p>	<p>5/8x1/4" R. 10,16 (520) Z 15 16</p>	<p>23801-442-720 23801-443-600</p>
 <p style="text-align: right;">E 278</p>	<p>HONDA CB 250 G, N Euro-Sport, CB 250 T, CJ 250 T CB 350 F, CB 360 Disc, CJ 360 T, CB 400 F CB 400 A Hondamatic CB 400 N Euro-Sport, CB 400 T, CB 500 T</p>	<p>5/8x3/8" R. 10,16 (530) Z 14 15 16 17</p>	<p>23801-348-690 23801-344-000 23801-333-000</p>
 <p style="text-align: right;">E 337</p>	<p>HONDA CR 250/500 Pro-Link XL 250 K1, K4</p>	<p>5/8x1/4" R. 10,16 (520) Z 14</p>	
 <p style="text-align: right;">E 281</p>	<p>HONDA CB 250 RSA XL 500 SZ XL 500 S2 XR 500 Z</p>	<p>5/8x1/4" R. 10,16 (520) Z 14 15</p>	<p>23801-429-000</p>
 <p style="text-align: right;">E 285</p>	<p>HONDA CB 250, CB 250 K4 CL 250, CL 350 CB 350, CB 450 CB 750 (1969-72)</p>	<p>5/8x3/8" R. 10,16 (530) Z 16</p>	<p>-23801-287-020 23801-292-810</p>

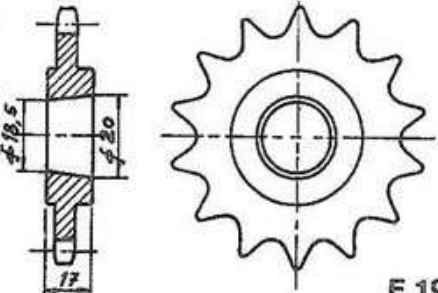
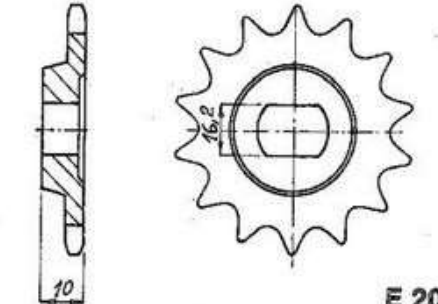
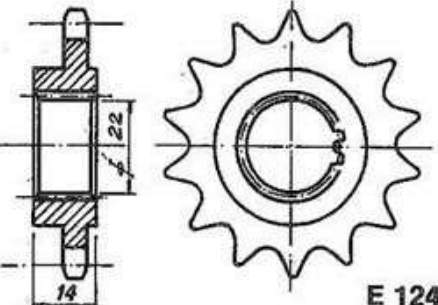
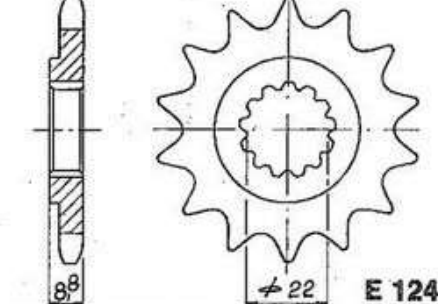
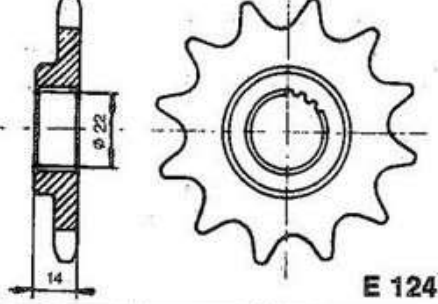
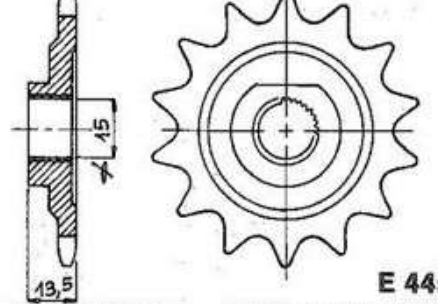
www.rpw.it

ARTICOLO / PART NUMBER	ADATTO PER / SUITABLE FOR	PASSO E DIM. PITCH AND DIM	NUM. ORIG. ORIG. NR
 <p style="text-align: right;">E 288</p>	<p>HONDA</p> <p>CB 500 CB 500 K1 CB 550 F2 CB 750 F1 CB 750 K6, E</p>	<p>5/8x3/8" R. 10,16 (530)</p> <p>Z 14 15 16 17 18</p>	<p>=23801-300-000 23801-300-010 23801-300-620</p>
 <p style="text-align: right;">E 338</p>	<p>HONDA</p> <p>CBX 550 CB 650 (1979-81)</p>	<p>5/8x3/8" R. 10,16 (530)</p> <p>Z 16</p>	<p>23801-426-000</p>
 <p style="text-align: right;">E 330</p>	<p>HONDA</p> <p>CB 750 KZ (1978-81)</p>	<p>3/4x3/8" R. 11,91 (630)</p> <p>Z 15</p>	<p>23801-425-670</p>
 <p style="text-align: right;">E 331</p>	<p>HONDA</p> <p>CB 750 F2 CB 750 K7</p>	<p>3/4x3/8" R. 11,91 (630)</p> <p>Z 14 15</p>	<p>23801-405-010 23801-405-010</p>
 <p style="text-align: right;">E 339</p>	<p>HONDA</p> <p>CB 750 FA, FB CB 750 Chopper FA, FB CB 900 F, F2 CB 900 Bol d'Or</p>	<p>5/8x3/8" R. 10,16 (530)</p> <p>Z 17 18</p>	<p>23801-438-000 =23801-425-010 23801-445-770</p>
 <p style="text-align: right;">E 335</p>	<p>HONDA</p> <p>CBX 1000</p>	<p>3/4x3/8" R. 11,91 (630)</p> <p>Z 15</p>	<p>2380-422-000</p>

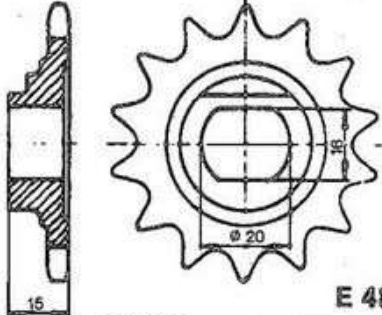
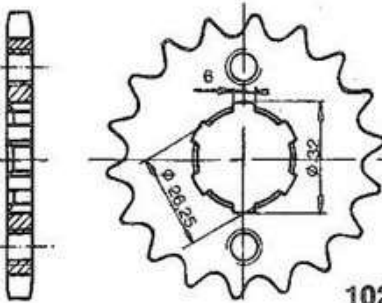
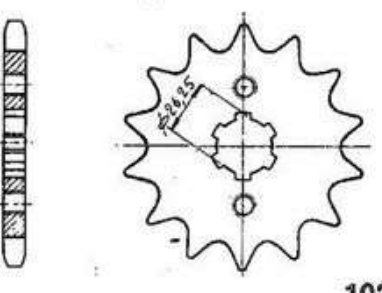
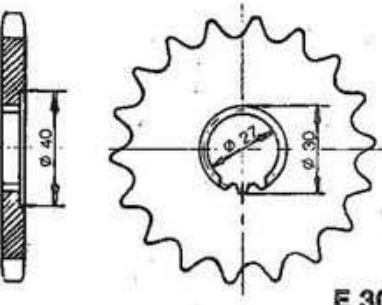
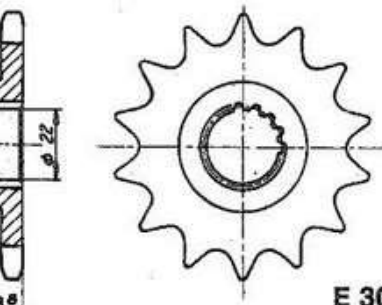
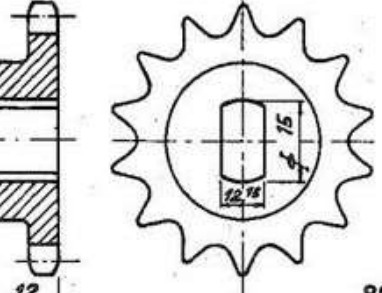
ARTICOLO / PART NUMBER	ADATTO PER / SUITABLE FOR	PASSO E DIM. PITCH AND DIM.	NUM. ORIG. ORIG. NR.
 <p style="text-align: right;">E 813</p>	<p>HUSQVARNA</p> <p>175 CR, RG 250 CR, WR 350 CR, WR 400 CR, WR</p>	<p>5/8x1/4" R. 10,16</p> <p>Z 10 11 12 13</p>	<p>16-12-471-01 15-12-471-02 16-12-471-03 16-12-471-04</p>
 <p style="text-align: right;">E 823</p>	<p>HUSQVARNA</p> <p>250 CR, WR 350 CR, WR 390 CR, WR 430 CR, WR</p>	<p>5/8x1/4" R. 10,16</p> <p>Z 11 12 13</p>	
 <p style="text-align: right;">E 504</p>	<p>KAWASAKI</p> <p>AE 50/80 AR 50/80</p>	<p>1/2x1/4" R. 7,75 (420)</p> <p>Z 13 14 15 16</p>	<p>13144-1043 13144-1044 13144-1045 13144-1067</p>
 <p style="text-align: right;">E 416</p>	<p>KAWASAKI</p> <p>90 GA 100 D1 KH 100 KE 100 KS 125 KE 125 125 B1, F2, TR KE 175</p>	<p>1/2x5/16" R. 8,51 (428)</p> <p>Z 12 13 14 15 16 17</p>	<p>13144-031 13144-022</p>
 <p style="text-align: right;">E 418</p>	<p>KAWASAKI</p> <p>KE 125 KS 125 KH 125 K1 - K2</p>	<p>1/2x5/16" R. 8,51 (428)</p> <p>Z 14 15</p>	<p>13144-066 13144-054</p>
 <p style="text-align: right;">E 1383</p>	<p>KAWASAKI</p> <p>Z 200 KZ 200 Z 250 C</p>	<p>5/8x1/4" R. 10,16 (520)</p> <p>Z 11 12 13 14 15</p>	<p>13144-1027 13144-1005 13144-069</p>

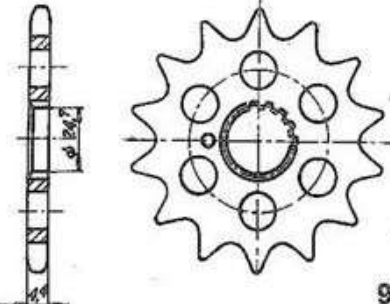
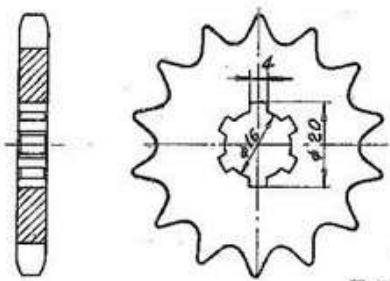
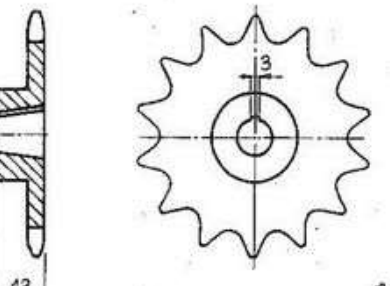
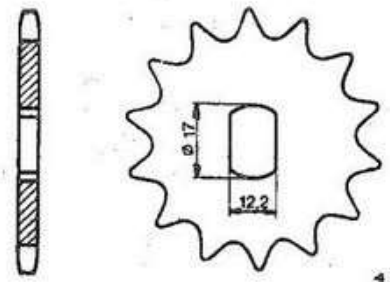
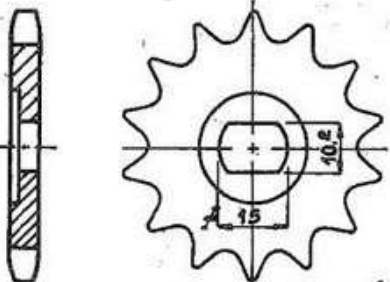
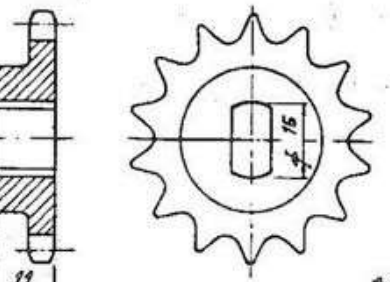
ARTICOLO / PART NUMBER	ADATTO PER / SUITABLE FOR	PASSO-E-DIM / PITCH-AND-DIM	NUM. ORIG. / ORIG. NR.
 <p style="text-align: right;">E 506</p>	<p>KAWASAKI</p> <p>KH 250 250 S1, S1A, S1B</p>	<p>5/8x5/16" R. 10,16 (525)</p> <p>Z 14</p>	<p>13144-017</p>
 <p style="text-align: right;">E 508</p>	<p>KAWASAKI</p> <p>S2 350 A7 350 KH 400 KH 500 H1 500 H2 750 Mach IV</p>	<p>5/8x3/8" R. 10,16 (530)</p> <p>Z 14 15 16</p>	<p>13144-035 13144-030 13144-036</p>
 <p style="text-align: right;">E 509</p>	<p>KAWASAKI</p> <p>Z 400 B KZ 400</p>	<p>5/8x3/8" R. 10,16 (530)</p> <p>Z 15</p>	<p>13144-057 13144-1003</p>
 <p style="text-align: right;">E 513</p>	<p>KAWASAKI</p> <p>Z 250 2 Cyl (1982) Z 400 J Z 500 GP, B2, LTD Z 550 C/D</p>	<p>5/8x3/8" R. 10,16 (530)</p> <p>Z 15 16</p>	<p>13144-1016</p>
 <p style="text-align: right;">E 566</p>	<p>KAWASAKI</p> <p>Z 250 J, A1 Z 500 KZ 550 C KZ 650 C Z 650 Z 750 B KZ 750</p>	<p>5/8x3/8" R. 10,16 (530)</p> <p>Z 14 15 16 17</p>	<p>13144-046 13144-063 13144-1009</p>
 <p style="text-align: right;">E 518</p>	<p>KAWASAKI</p> <p>Z 650 F, LTD Z 750 L, LTD Z 750 GP 4 Cyl Z 750 Custom KZ 750 E Z 1 900 Super 4</p>	<p>3/4x3/8" R. 11,91 (630)</p> <p>Z 13 14 15 16</p>	<p>13144-1033 13144-046</p>

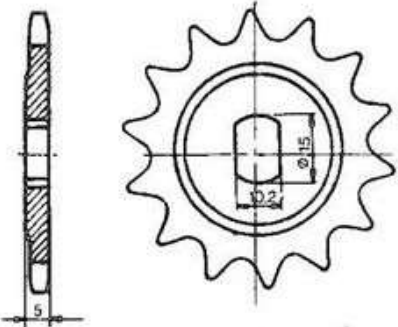
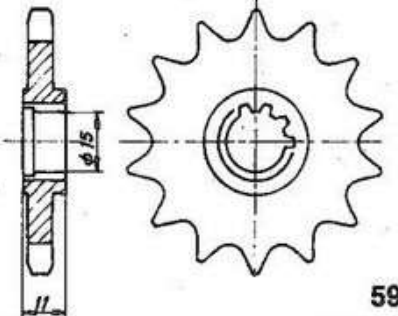
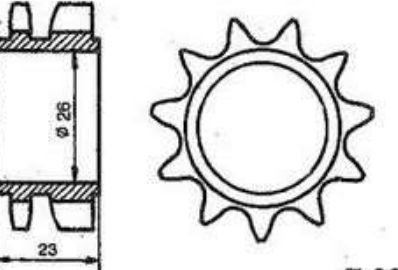
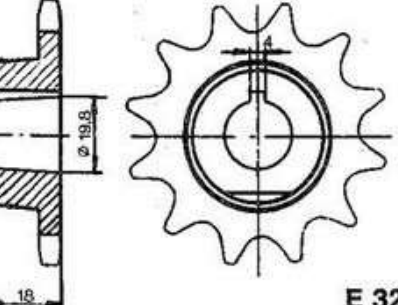
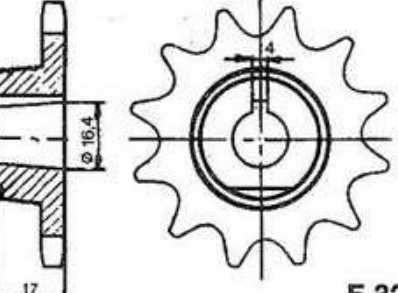
ARTICOLO / PART NUMBER	ADATTO PER / SUITABLE FOR	PASSO E BIM. PITCH AND DIM	NUM. ORG. ORIG. NR.
 <p style="text-align: right;">E 521</p>	<p>KAWASAKI</p> <p>Z 1000 Z1 R</p>	<p>3/4x3/8" R. 11,91 (630)</p> <p>Z 15</p>	<p>→ 13144-1001 13144-062</p>
 <p style="text-align: right;">E 522</p>	<p>KAWASAKI</p> <p>1000 ST Z 1000 J GPZ 1100</p>	<p>3/4x3/8" R. 11,91 (630)</p> <p>Z 15</p>	<p>13144-1042</p>
 <p style="text-align: right;">E 299</p>	<p>KREIDLER</p> <p>Mokick RM 50 ab 1972 RMC/4-Gang K 54/42 D/K 54/404 RMC-S 5-Gang</p>	<p>1/2x3/16" R. 7,75</p> <p>Z 12 13 15</p>	<p>15-20-01</p>
 <p style="text-align: right;">E 302</p>	<p>KREIDLER</p> <p>Florett K 52 2/3/4 Gang K 54 3 Gang K 54 2 A,B,C Super 4 Gang</p>	<p>1/2x1/4" R. 7,75</p> <p>Z 13 14</p>	<p>15-10-09 15-01-03</p>
 <p style="text-align: right;">E 303</p>	<p>KREIDLER</p> <p>Mokick K 54/0 M 2,6 PS und Mofa 1962 LF, LH K 54/32 D Flory MF 12, MF 13 ab 1976 Flory MF 20, 22, 23</p>	<p>1/2x3/16" R. 7,75</p> <p>Z 11 12 13 14 15 16</p>	<p>15-60-54 15-20-20 15-20-21 15-10-21 15-20-19</p>
 <p style="text-align: right;">E 304</p>	<p>KREIDLER</p> <p>Florett 5 Gang (1965-77) TS 66 GT, K 54/52 RS, B-RSH, B RS, L-RSH, L Mustang Cross Mustang 80 Enduro</p>	<p>1/2x1/4" R. 7,75</p> <p>Z 13 14 15 16</p>	<p>15-60-13 15-60-52 15-60-06</p>

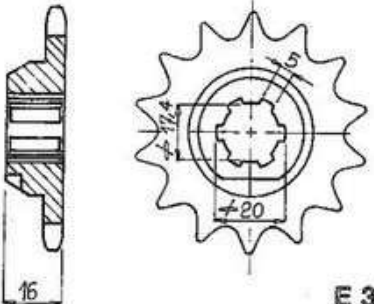
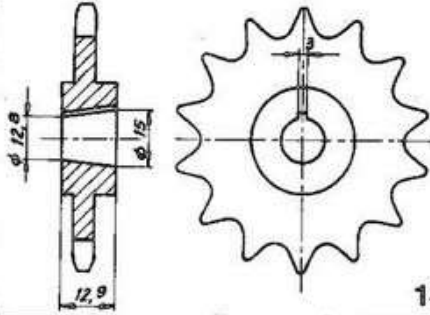
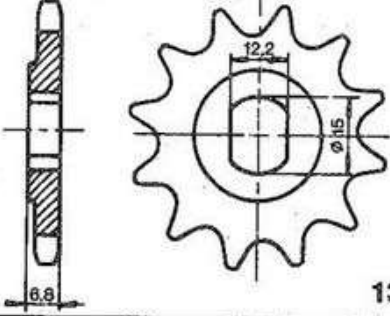
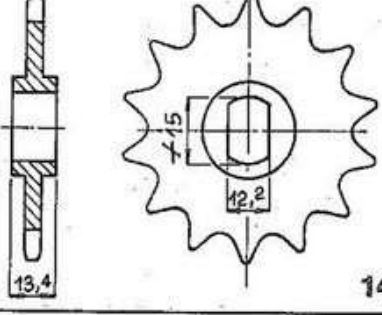
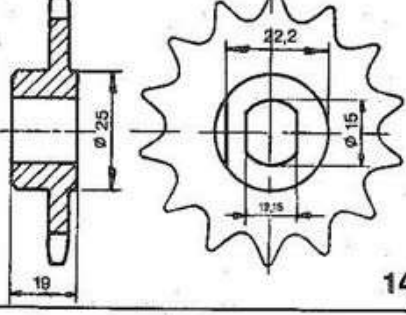
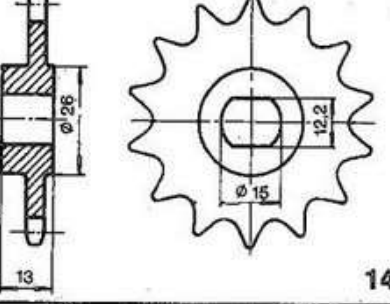
ARTICOLO / PART NUMBER	ADATTO PER / SUITABLE FOR	PASSO E DIM PITCH AND DIM	NUM. ORIG. ORIG. NR.
 <p style="text-align: right;">E 198</p>	<p>K T M</p> <p>50 RSL 50 RSW 80 RSL 80 RLW</p> <p>With Sach engine</p>	<p>1/2x1/4" R. 8,51</p> <p>Z 12 13 14</p>	<p>42-07-068-012 42-07-068-013 42-07-068-014</p>
 <p style="text-align: right;">E 202</p>	<p>K T M</p> <p>Mokick 50 MSS Super 50 ME Enduro</p>	<p>1/2x3/16" R. 7,75</p> <p>Z 13</p>	<p>42-07-168-013</p>
 <p style="text-align: right;">E 1247</p>	<p>K T M</p> <p>125 T 51 125 MC, GS 175 MC, GS</p>	<p>5/8x1/4" R. 10,16</p> <p>Z 12 13</p>	
 <p style="text-align: right;">E 1248</p>	<p>K T M</p> <p>125 MX 80 125 RV, LC, GS 125 Pro Lever 250 GS, MC 350 GS 495 Pro Lever 500 4 T</p>	<p>5/8x1/4" R. 10,16</p> <p>Z 12 13 14</p>	
 <p style="text-align: right;">E 1245</p>	<p>K T M</p> <p>175 GS, CR 250 GS, CR 400 GS, CR</p>	<p>5/8x3/8" R. 10,16</p> <p>Z 11 12 13 14</p>	<p>54-33-029-050 54-33-029-060 54-33-029-070</p>
 <p style="text-align: right;">E 445</p>	<p>LAVERDA</p> <p>50 LZ</p>	<p>1/2x3/16" R. 7,75</p> <p>Z 13 14 15 16 17 18</p>	

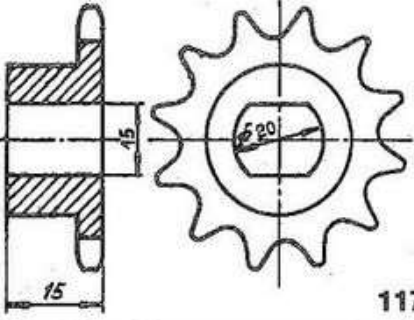
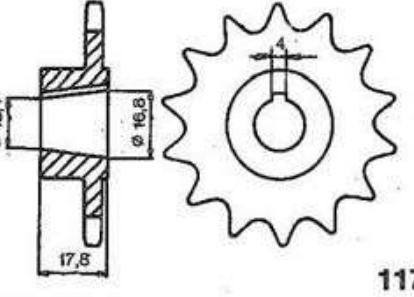
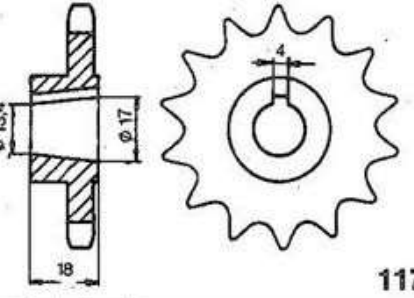
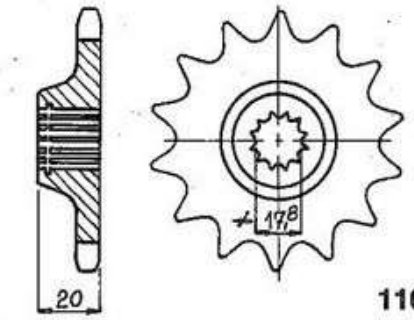
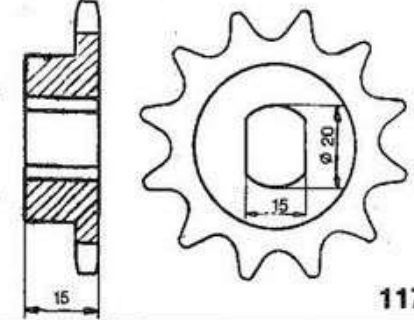
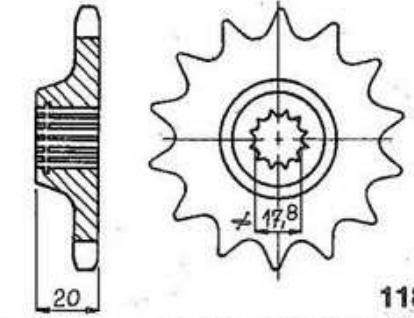
www.rpv.it

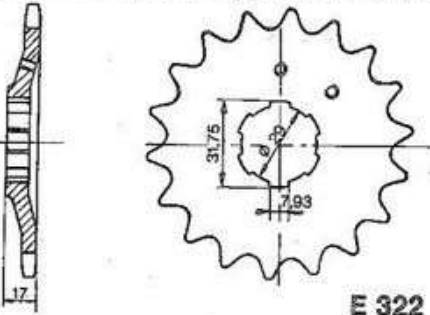
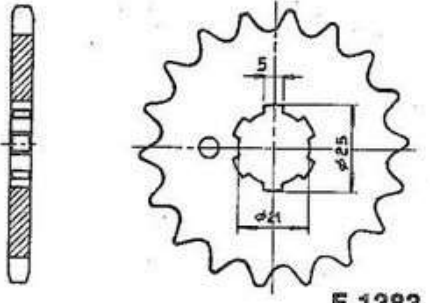
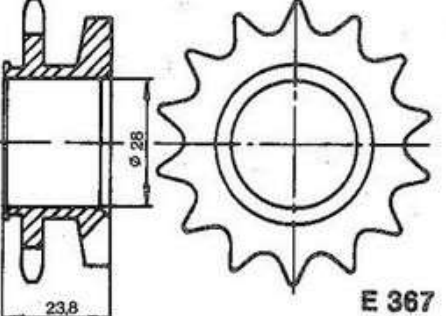
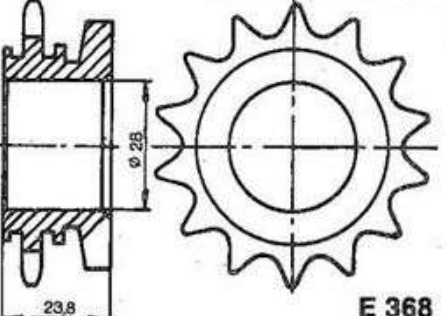
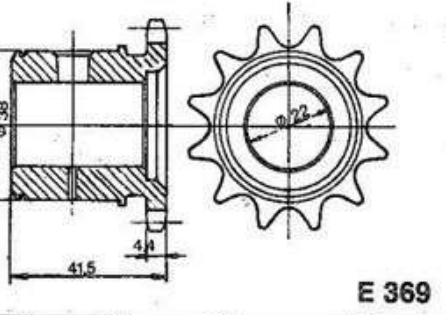
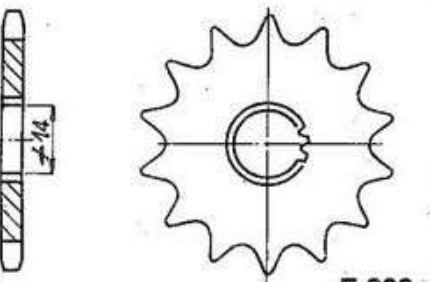
ARTICOLO / PART NUMBER	ADATTO PER / SUITABLE FOR	PASSO E DIM. PITCH AND DIM.	NUM. ORIG. ORIG. NR.
 <p>E 484</p>	<p>LAVERDA</p> <p>125 LZ Custom, Sport, Elegant 175 LZ</p>	<p>1/2x5/16" R. 8,51</p> <p>Z 15 16 17</p>	
 <p>1023</p>	<p>LAVERDA</p> <p>500 cc. 750 SF 5 Vel. 750 GT 5 Vel.</p>	<p>5/8x3/8" R. 10,16</p> <p>Z 19</p>	<p>4121-1005-77</p>
 <p>1026</p>	<p>LAVERDA</p> <p>1000 Jota 100 RGS 1200 TS</p>	<p>3/4x3/8" R. 11,91</p> <p>Z 16</p>	
 <p>E 307</p>	<p>MAICO</p> <p>250 MC, GS 400 MC, GS 490 MC, GS</p>	<p>5/8x1/4" R. 10,16</p> <p>Z 11 12 13 14</p>	<p>3722 3465 3720</p>
 <p>E 308</p>	<p>MAICO</p> <p>250 Twin-Link 490 Twin-Link (1983)</p>	<p>5/8x1/4" R. 10,16</p> <p>Z 13 14 15 16</p>	
 <p>899</p>	<p>MALANCA</p> <p>49 Sport</p>	<p>1/2x3/16" R. 7,75</p> <p>Z 10 11 12</p>	

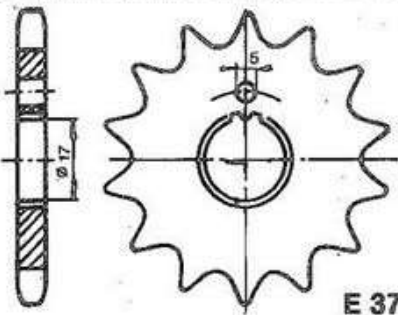
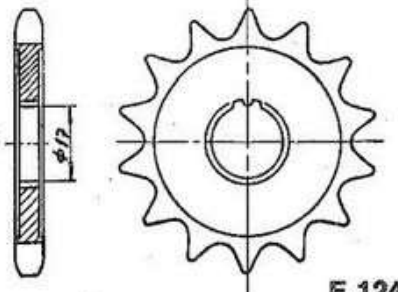
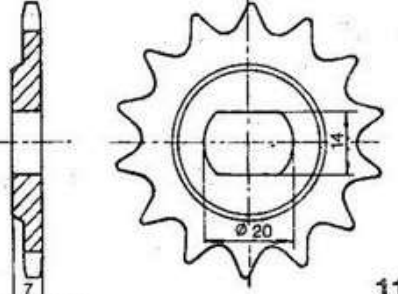
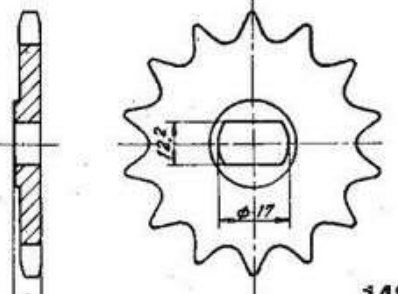
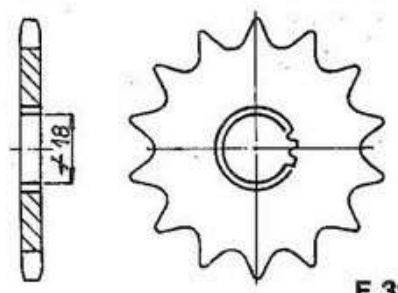
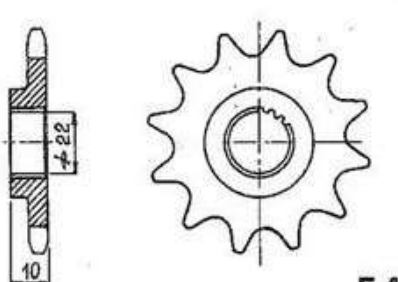
ARTICOLO / PART NUMBER	ADATTO PER / SUITABLE FOR	PASSO E DIM / PITCH AND DIM	NUM. ORIG. / ORIG. NB.
 <p style="text-align: right;">900</p>	<p>MALANCA 48 2 Più</p>	<p>1/2x3/16" R. 7,75 Z 21</p>	
 <p style="text-align: right;">E 416</p>	<p>MALANCA 125 GTI 80 2C 125 E 2C 150 S GTI</p>	<p>1/2x5/16" R. 8,51 Z 12 13 14 15 16 17</p>	
 <p style="text-align: right;">121</p>	<p>MINARELLI 48 P3 3 Vel.</p>	<p>1/2x3/16" R. 7,75 Z 12 13 15</p>	
 <p style="text-align: right;">145</p>	<p>MINARELLI 125 RG, Competizione</p>	<p>1/2x5/16" R. 8,51 Z 12 13</p>	<p>58-241-0</p>
 <p style="text-align: right;">148</p>	<p>MINARELLI 50 Competizione</p>	<p>1/2x5/16" R. 8,51 Z 12 13</p>	
 <p style="text-align: right;">149</p>	<p>MINARELLI 50 Corsa Corta</p>	<p>1/2x5/16" R. 8,51 Z 12 13 14</p>	

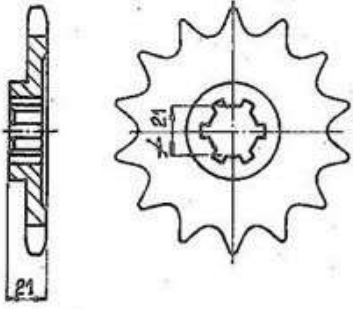
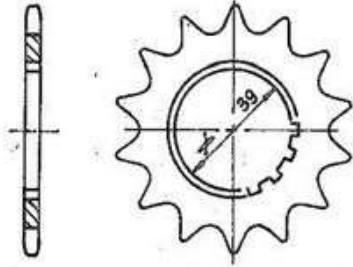
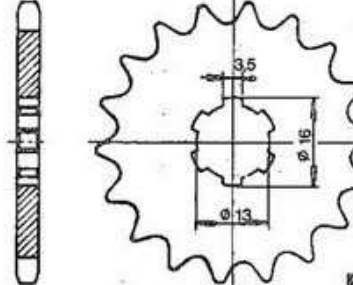
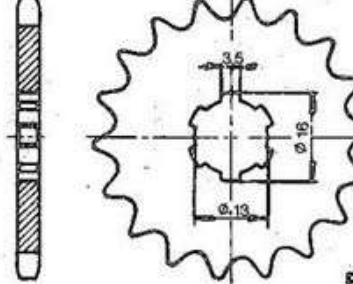
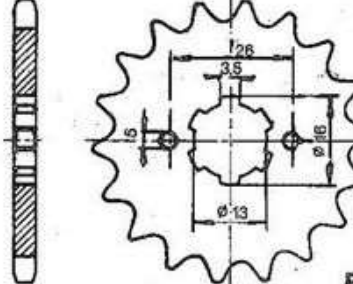
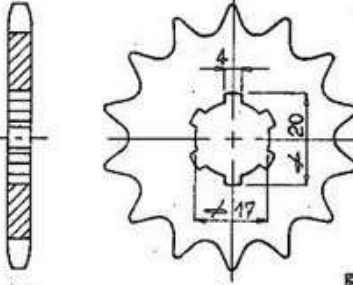
ARTICOLO / PART NUMBER	ADATTO PER / SUITABLE FOR	PAGSO. E DIM. PITCH AND DIM	NUM. ORIG. ORIG. NP.
 <p style="text-align: right;">590</p>	<p>MINARELLI</p> <p>48 cc. EZ, E3, P3N, P4, P6</p> <p>ASPES Sioux, Navaho, Eco, Enduro S.</p> <p>BENELLI City Bike, G2 Gentlemen Fak, Motorella</p> <p>FANTIC MOTOR Caballero 4/6 Vel. RG Casa Issimo, Lei Super roket</p> <p>GILERA Gilly, Kadet</p> <p>S.W.M. Regolarità Boy</p>	<p>1/2x3/16" R. 7,75</p> <p>Z 9 10 11 12 13 14 15 16</p>	<p>58-0220-0 58-0221-0 58-0202-0 58-0203-0 58-0204-0 58-0205-0</p>
 <p style="text-align: right;">592</p>	<p>MINARELLI</p> <p>MR6</p> <p>FANTIC MOTOR CR 80 Competizione Enduro 80 RC</p> <p>KRAMER IT 80 CR, Enduro</p>	<p>1/2x5/16" R. 8,51</p> <p>Z 11 12 13 14</p>	
 <p style="text-align: right;">E 224</p>	<p>MOBYLETTE</p> <p>40 STL 50 S,L 50 V D 55, 85, 88</p>	<p>1/2x3/16" R. 7,75</p> <p>Z 11 12 13</p>	<p>17352 18939 20732</p>
 <p style="text-align: right;">E 324</p>	<p>MONTESA</p> <p>250 King Scorpion RG, Enduro 250/360 Cappra VA</p>	<p>5/8x1/4" R. 10,16</p> <p>Z 10 11 12</p>	
 <p style="text-align: right;">E 325</p>	<p>MONTESA</p> <p>Cota 247 T Cota 348 T</p>	<p>5/8x1/4" R. 10,16</p> <p>Z 9 10 11</p>	

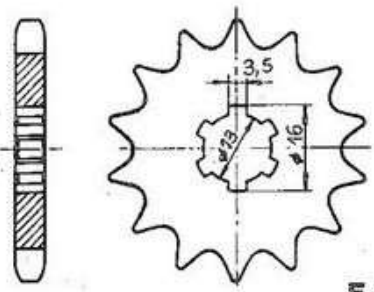
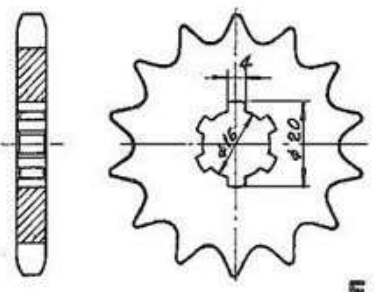
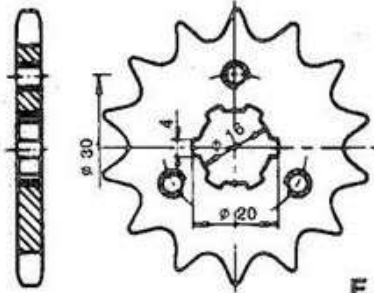
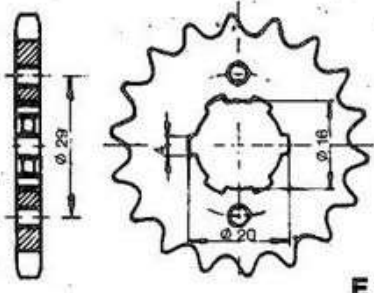
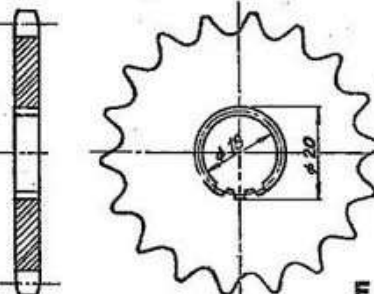
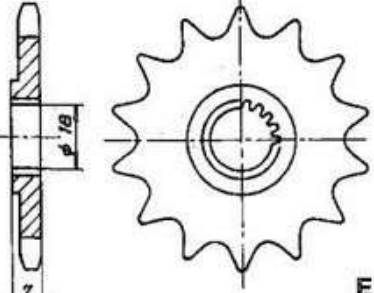
ARTICOLO / PART NUMBER	ADATTO PREZ. / SUITABLE FOR	PASSO E DIM. / PITCH AND DIM.	NUM. ORIG. / ORIG. NR.
 <p style="text-align: right;">E 327</p>	<p>MONTESA</p> <p>250 WB, WE 360 Enduro H 500 cc. (dal 1977)</p>	<p>5/8x1/4" R. 10,16</p> <p>Z 10 11 12</p>	
 <p style="text-align: right;">138</p>	<p>MORINI FRANCO</p> <p>48 TRS 4</p>	<p>1/2x3/16" R. 7,75</p> <p>Z 13 14</p>	<p>23-2548</p>
 <p style="text-align: right;">139</p>	<p>MORINI FRANCO</p> <p>48 Multimatic F5 Minicross</p>	<p>1/2x3/16" R. 7,75</p> <p>Z 10 11</p>	<p>23-2508</p>
 <p style="text-align: right;">140</p>	<p>MORINI FRANCO</p> <p>48 cc.(1982)</p>	<p>1/2x3/16" R. 7,75</p> <p>Z 11 12 13 14</p>	<p>23-2549 23-2534 23-2552</p>
 <p style="text-align: right;">141</p>	<p>MORINI FRANCO</p> <p>48 New 100/110</p>	<p>1/2x3/16" R. 7,75</p> <p>Z 12 13 14</p>	
 <p style="text-align: right;">142</p>	<p>MORINI FRANCO</p> <p>48 Turbostar, CR 4/5 Vel.</p>	<p>1/2x3/16" R. 7,75</p> <p>Z 12 13 14</p>	<p>23-2521 23-2520 23-2505</p>

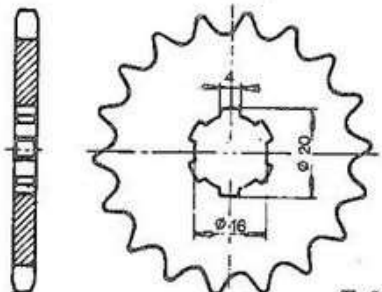
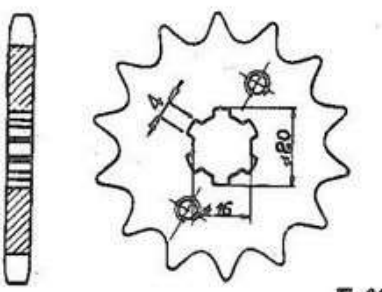
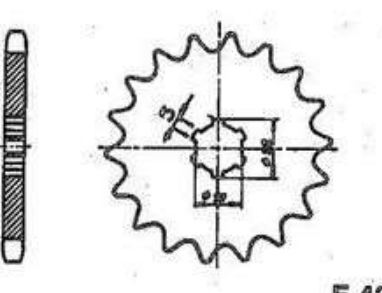
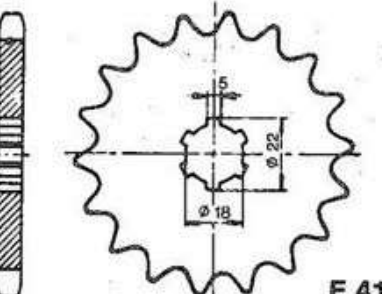
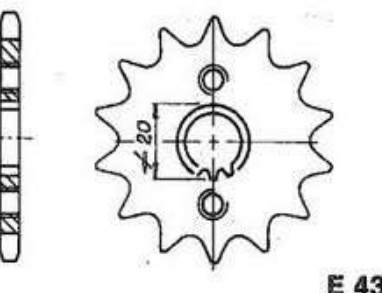
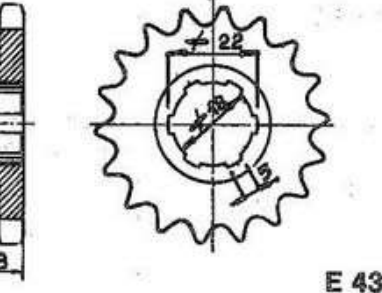
ARTICOLO / PART NUMBER	ADATTO PER / SUITABLE FOR	PASSO E DIM PITCH AND DIM	NUM. ORIG. ORIG. NR.
 <p style="text-align: right;">1171</p>	<p>MORINI 125 H 4T RR/RL</p>	<p>1/2x5/16" R. 8,51 Z 14</p>	
 <p style="text-align: right;">1175</p>	<p>MORINI 125 Corsaro 4 T, Sport</p>	<p>1/2"x5,2 mm R. 8,51 Z 14</p>	
 <p style="text-align: right;">1177</p>	<p>MORINI 125/150 Corsaro, Corsaro Veloce</p>	<p>1/2x5/16" R. 8,51 Z 13</p>	
 <p style="text-align: right;">1169</p>	<p>MORINI 250 2 CII (1979)</p>	<p>1/2x5/16" R. 8,51 Z 15</p>	
 <p style="text-align: right;">1170</p>	<p>MORINI 350 Sport Bic</p>	<p>5/8x3/8" R. 10,16 Z 14</p>	
 <p style="text-align: right;">1184</p>	<p>MORINI 500 5 Vel.</p>	<p>5/8x3/8" R. 10,16 Z 14</p>	

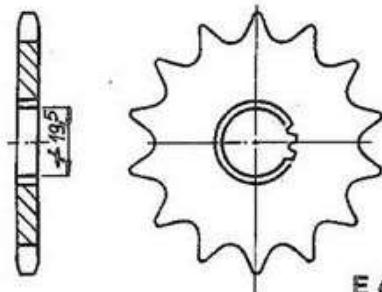
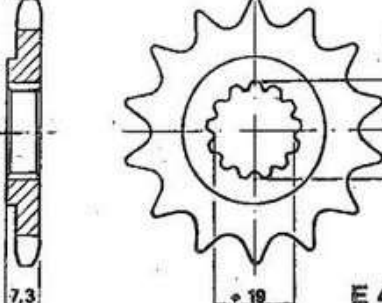
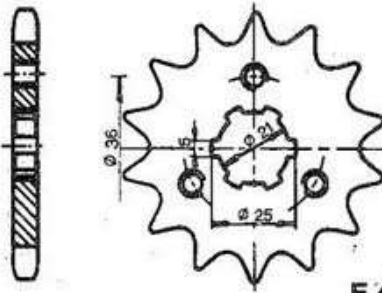
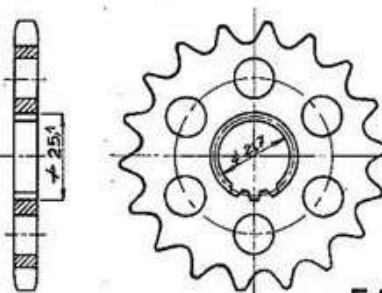
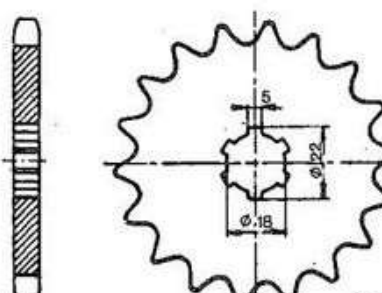
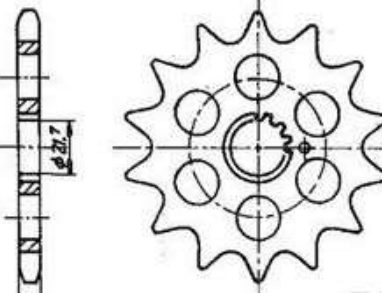
ARTICOLO / PART NUMBER	ADATTO PER / SUITABLE FOR	PASSO E DIM. PITCH AND DIM.	NUM. ORIG. ORIG. NR.
 <p style="text-align: right;">E 322</p>	<p>NORTON</p> <p>500 cc. 750 P 11 Scrambler Commando</p>	<p>5/8x3/8" R. 10,16</p> <p>Z 19 20 22</p>	
 <p style="text-align: right;">E 1383</p>	<p>OSSA</p> <p>MC 250/400 Phantom SS Desert, Pionier</p>	<p>5/8x1/4" R. 10,16</p> <p>Z 11 12 13 14 15</p>	
 <p style="text-align: right;">E 367</p>	<p>PEUGEOT</p> <p>103 V, LV, LVS, 153 LVS 103 VS, VSC, VB TSA 103 L, S, LS, 153 LS</p>	<p>1/2x3/16" R. 7,75</p> <p>Z 11</p>	<p>4142-140</p>
 <p style="text-align: right;">E 368</p>	<p>PEUGEOT</p> <p>104 VN, BVN 104 CV, BVC, F3</p>	<p>1/2x3/16" R. 7,75</p> <p>Z 13</p>	<p>48974</p>
 <p style="text-align: right;">E 369</p>	<p>PEUGEOT</p> <p>CT RS BB</p>	<p>1/2x3/16" R. 7,75</p> <p>Z 12 13</p>	
 <p style="text-align: right;">E 209</p>	<p>PUCH</p> <p>MS 50, DS 50 VS 50, MAXI NS M 50 SE, M 50 Racing Cobra 4 T, Pioner Monza 4 S, 4 SL X 30, X 30 A, X 40 X 50-2, X 50-3</p>	<p>1/2x3/16" R. 7,75</p> <p>Z 9 10 11 12 13 14 15 16</p>	<p>050.2.1315 050.1316 050.1317 56.1.1322 349.1.13.016.1</p>

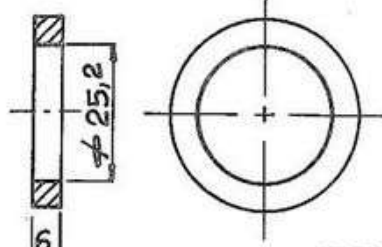
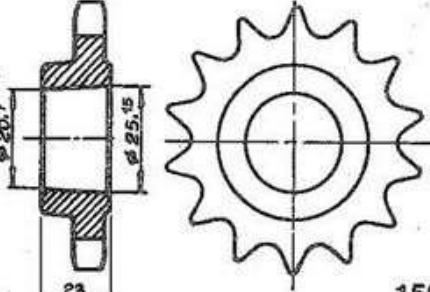
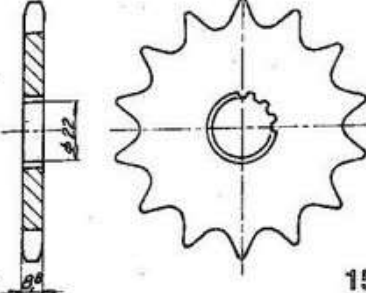
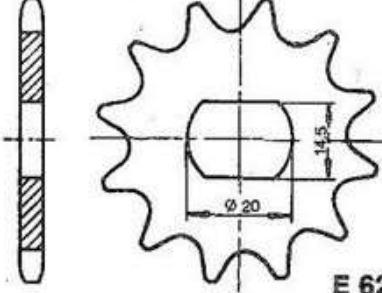
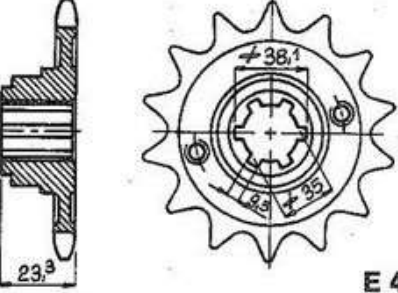
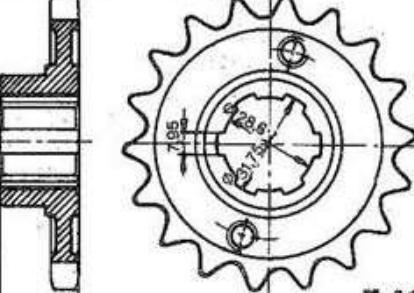
ARTICOLO / PART NUMBER	ADATTO PER / SUITABLE FOR	PASSO E DIM. PITCH AND DIM.	NUM. ORIG. ORIG. NOS.
 <p>E 379</p>	<p>PUCH</p> <p>M 50 Jet Monza 6 SL Kommando 6C Cobra 6 GT Cobra 80</p>	<p>1/2x1/4" R. 8,51</p> <p>Z 12 13 14 16</p>	<p>366-1-13-112-1 366-1-13-113-1 366-1-13-114-1</p>
 <p>E 1240</p>	<p>PUCH-FRIGERIO</p> <p>GS 50/75 MC 50</p>	<p>1/2x5/16" R. 8,51</p> <p>Z 13</p>	
 <p>117</p>	<p>RIZZATO-ATALA</p> <p>49 Califfo Mono</p>	<p>1/2x3/16" R. 7,75</p> <p>Z 13 14</p>	
 <p>1480</p>	<p>RIZZATO-ATALA</p> <p>48 Califfone</p>	<p>1/2x3/16" R. 7,75</p> <p>Z 10</p>	
 <p>E 393</p>	<p>ROTAX MOTORI</p> <p>APRILIA MX 125 (1983) KRAMER ER/LR 125/250/400 GS, MC IT 250 RX, CR Enduro (1982) PUCH FRIGERIO GS 125/250, MS 250/500 S.W.M. RS 125/250/350 MC - TF 1 RS 350/500 GS - TF 1 RS 125/240/320 TL - NW</p>	<p>5/8x1/4" R. 10,16</p> <p>Z 11 12 13 14 15</p>	<p>236-950 236-951</p>
 <p>E 402</p>	<p>ROTAX MOTORI</p> <p>KRAMER ER/LR 400 GS, MC IT 350/440 RX, CR Enduro PUCH FRIGERIO MX 500 (1979) S.W.M. 400 TF 1 MC</p>	<p>5/8x1/4" R. 10,16</p> <p>Z 13 14 15 16</p>	<p>www.rpworld.it</p>

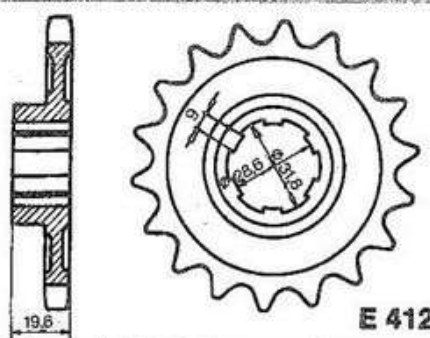
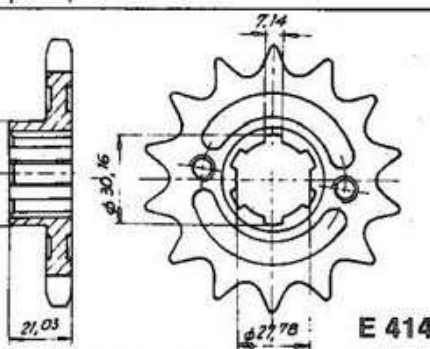
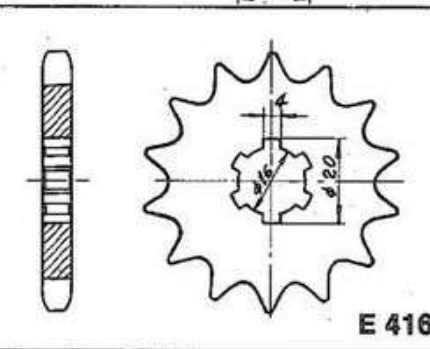
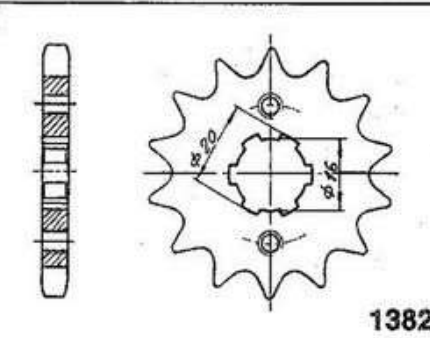
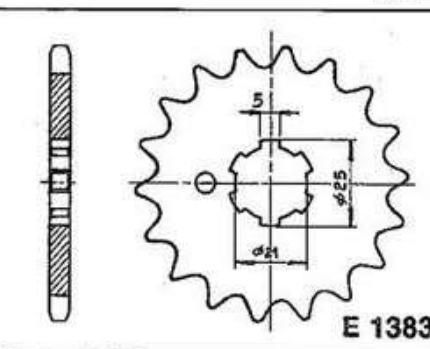
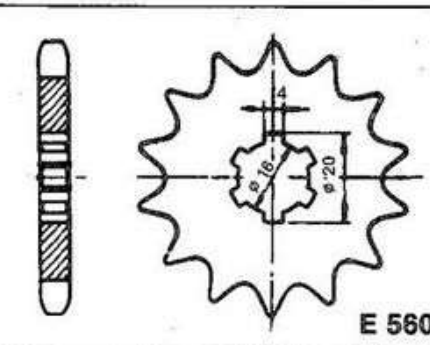
ARTICOLO / PART NUMBER	ADATTO PER / SUITABLE FOR	PASSO E DIM. PITCH AND DIM.	NUM. ORIG. ORIG. N°
 <p style="text-align: right;">2002</p>	<p>SPEEDWAY</p> <p>Motore Jawa Trasmissione secondaria</p>	<p>5/8x1/4" R. 10,16</p> <p>Z 16</p>	
 <p style="text-align: right;">2004</p>	<p>SPEEDWAY</p> <p>Motore Jawa Trasmissione primaria</p>	<p>1/2x5/16" R. 8,51</p> <p>Z 16 19 20</p>	
 <p style="text-align: right;">E 415</p>	<p>SUZUKI</p> <p>AC 50 AP 50 FR 70 M12/30, K10 A 80</p>	<p>1/2x1/4" R. 8,51 (420)</p> <p>Z 11 12 13 14 15</p>	<p>27511-01710 27511-01000 27511-01720</p>
 <p style="text-align: right;">E 562</p>	<p>SUZUKI</p> <p>AP 50 GT 50 RV 50 RM 50 AK 50, ZR 50 A 50 K, 50 STD TS 50 KC, ER, X1 E FR 50, FR 70 OR 50</p>	<p>1/2x1/4" R. 7,75 (420)</p> <p>Z 9 10 11 12 13 14 15 16</p>	<p>27511-22600 27511-22700 27511-19000 27511-19700 27511-26000</p>
 <p style="text-align: right;">E 563</p>	<p>SUZUKI</p> <p>GT 50 B GT 50 K RV 50 K, L, M, A,</p>	<p>1/2x1/4" R. 7,75 (420)</p> <p>Z 11 12 13 14 15</p>	<p>27511-04000 27511-19000 27511-19700 27511-26000</p>
 <p style="text-align: right;">E 429</p>	<p>SUZUKI</p> <p>ER 21/50 APX Automatique</p>	<p>1/2x1/4" R. 7,75 (420)</p> <p>Z 12 13 14</p>	<p>27511-46200</p>

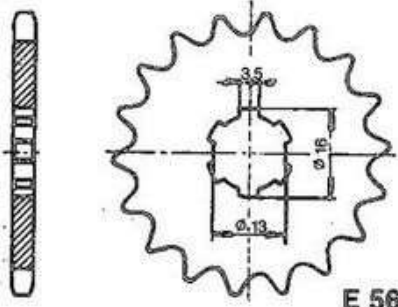
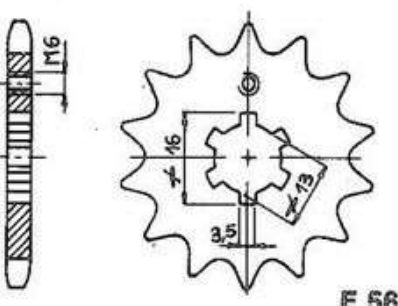
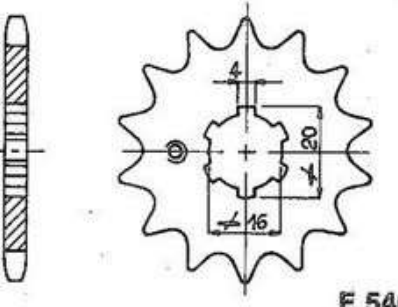
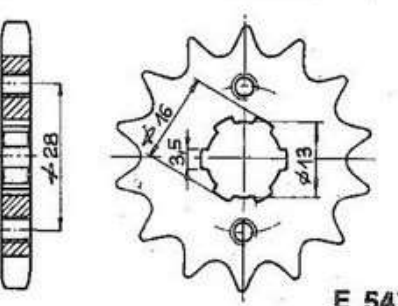
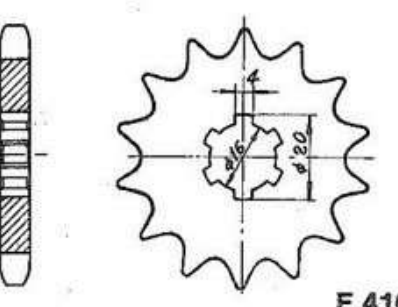
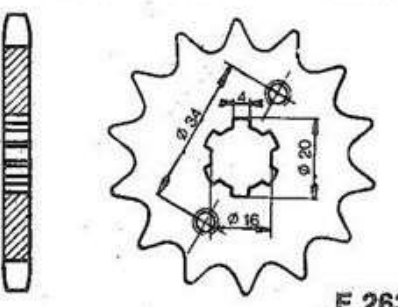
ARTICOLO / PART NUMBER	ADATTO PER / SUITABLE FOR	SOLE DIM RITCH AND DIM	NUM. ORIG. ORIG. NR.
 <p style="text-align: right;">E 428</p>	<p>SUZUKI</p> <p>ER 80 TS 80 GT 80 LX GT 80 E-X3</p>	<p>1/2x5/16" R. 8,51 (428)</p> <p>Z 13 14 15 16</p>	<p>27511-27400 27511-26400</p>
 <p style="text-align: right;">E 416</p>	<p>SUZUKI</p> <p>TS 90, TS 100 SB 100, SL 100 A 100, AS 100 S B 100, B 105 P GP 100, B 120 GP 125 TS 125 ERZ 125 STD</p>	<p>1/2x5/16" R. 8,51 (428)</p> <p>Z 12 13 14 15 16 17</p>	<p>27511-08700 27511-08710 27511-08720 27511-08000</p>
 <p style="text-align: right;">E 418</p>	<p>SUZUKI</p> <p>RV 90 K, J, L, M, A, B A 100 RV 125 K, L TS 125 K, L, J, R,</p>	<p>1/2x5/16" R. 8,51 (428)</p> <p>Z 14 15</p>	<p>27511-20700 27511-20000</p>
 <p style="text-align: right;">E 425</p>	<p>SUZUKI</p> <p>RV 90, A 100 TM 100 TS 100 RM 100 B 120 RM 125 M TM 125 RV 125 TS 125</p>	<p>1/2x5/16" R. 8,51 (428)</p> <p>Z 12 13 14 15</p>	<p>27511-24901 27511-36200 27511-27100</p>
 <p style="text-align: right;">E 426</p>	<p>SUZUKI</p> <p>RM 100 RM 125 A, B, C, GS 125 GN 125 DR 125</p>	<p>1/2x5/16" R. 8,51 (428)</p> <p>Z 12 13 14 15</p>	<p>27511-41700 27511-41300 27511-41710</p>
 <p style="text-align: right;">E 427</p>	<p>SUZUKI</p> <p>RM 125 C RM 125 XZ</p>	<p>5/8x1/4" R. 10,16 (520)</p> <p>Z 10 11 12</p>	

ARTICOLO / PART NUMBER	ADATTO PER / SUITABLE FOR	PASSO E DIM. PITCH AND DIM.	NUM. ORIG. ORIG. NR.
 <p style="text-align: right;">E 421</p>	<p>SUZUKI</p> <p>TS 185 C GT 200 X 5</p>	<p>5/8x1/4" R. 10,16 (520)</p> <p>Z 12 13 14</p>	<p>27511-29000 27511-13000 27511-29001-12</p>
 <p style="text-align: right;">E 422</p>	<p>SUZUKI</p> <p>GT 185 TS 185 E, R, N, SB 200 GT 200 X 5</p>	<p>5/8x1/4" R. 10,16 (520)</p> <p>Z 12 13 14</p>	<p>27511-36100</p>
 <p style="text-align: right;">E 423</p>	<p>SUZUKI</p> <p>RM 125 GT 185 RM 250 RL 250 PE 250 RM 370</p>	<p>5/8x1/4" R. 10,16 (520)</p> <p>Z 13 15</p>	<p>27511-41110 27511-41170</p>
 <p style="text-align: right;">E 419</p>	<p>SUZUKI</p> <p>T 250 TM 250 TS 250 B, C, K, L, M. GT 250 K, C T 350 TS 400 TM 400</p>	<p>5/8x5/16" R. 10,16 (525)</p> <p>Z 14 15</p>	<p>27511-18000 27511-18710</p>
 <p style="text-align: right;">E 430</p>	<p>SUZUKI</p> <p>GT 250 X7 GSX 250 (1980)</p>	<p>5/8x1/4" R. 10,16 (520)</p> <p>Z 14 15</p>	<p>27511-11400 27511-11301</p>
 <p style="text-align: right;">E 431</p>	<p>SUZUKI</p> <p>RM 250 RM 370 RM 400</p>	<p>5/8x1/4" R. 10,16 (520)</p> <p>Z 12 13 14</p>	

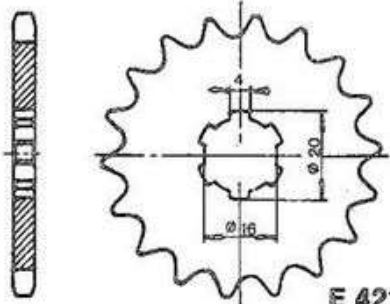
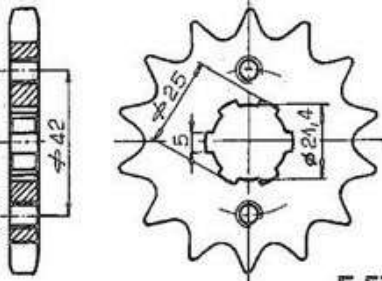
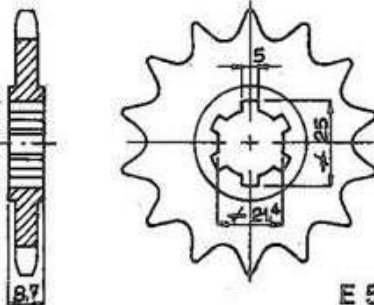
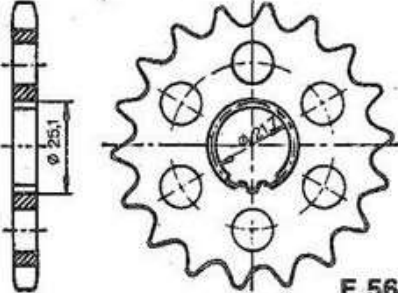
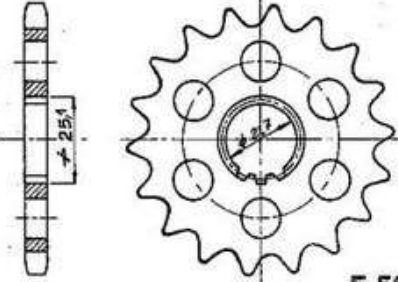
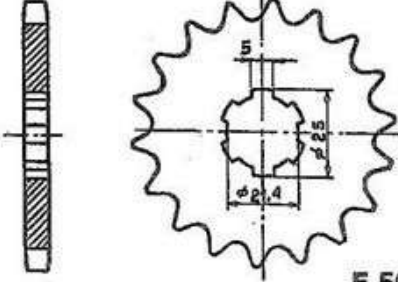
ARTICOLO / PART NUMBER	ADATTO PER / SUITABLE FOR	RASSO E DIM. PITCH AND DIM.	NUM. ORIG. ORIG. NR.
 <p style="text-align: right;">E 433</p>	<p>SUZUKI</p> <p>TS 250 B, C, ER N TS 400</p>	<p>5/8x5/16" R. 10,16 (525)</p> <p>Z 15 16</p>	<p>27511-30500 27511-30710</p>
 <p style="text-align: right;">E 434</p>	<p>SUZUKI</p> <p>SP 370 (1979) DR 400 SX GN 400</p>	<p>5/8x1/4" R. 10,16 (520)</p> <p>Z 14 15 16</p>	<p>27511-32400 27511-37200</p>
 <p style="text-align: right;">E 424</p>	<p>SUZUKI</p> <p>GT 380 GT 550 GT 750</p>	<p>5/8x3/8" R. 10,16 (530)</p> <p>Z 14 15 16</p>	<p>27511-33000 27511-33600 27511-34000</p>
 <p style="text-align: right;">E 566</p>	<p>SUZUKI</p> <p>GSX 400 GS 400 GS 450 GS 500 GS 550</p>	<p>5/8x3/8" R. 10,16 (530)</p> <p>Z 14 15 16 17</p>	<p>27511-47100 27511-47000 27511-44000</p>
 <p style="text-align: right;">E 420</p>	<p>SUZUKI</p> <p>GT 500 A, B T 500 T 500 II-III T 500 K, J, R</p>	<p>5/8x3/8" R. 10,16 (530)</p> <p>Z 15</p>	<p>27511-15000</p>
 <p style="text-align: right;">E 518</p>	<p>SUZUKI</p> <p>GS 750 GS 1000 GSX 750 GSX 1100</p>	<p>3/4x3/8" R. 11,91 (630)</p> <p>Z 13 14 15 16</p>	<p>27511-49001 27511-45000</p>

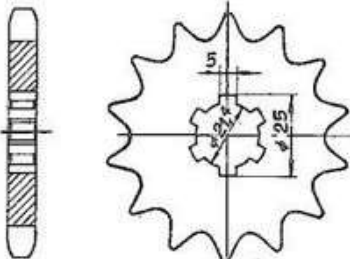
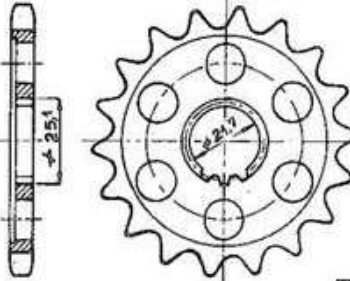
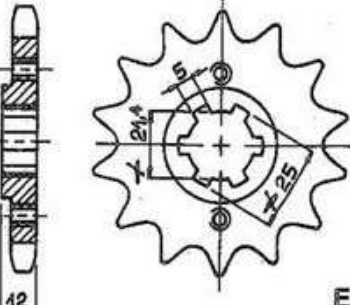
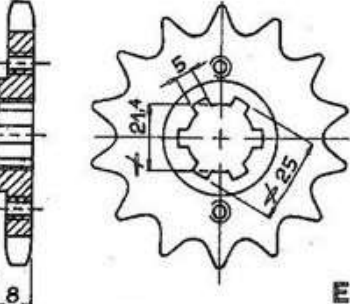
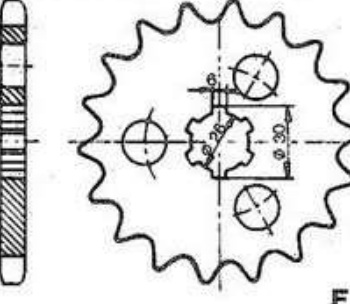
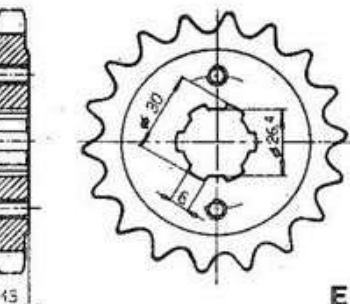
ARTICOLO / PART NUMBER	ADATTO PER / SUITABLE FOR	PASSO E DIM. PITCH AND DIM.	NUM. ORIG. ORIG. NR.
 <p style="text-align: right;">E 518/B</p>	<p>SUZUKI</p> <p>GS 1000 GSX 1100</p>	<p>Rondelle Washers</p>	
 <p style="text-align: right;">1505</p>	<p>S W M</p> <p>175/250/350/ Silver Vase ES-ER 7 Vel. 175/250 RG, CR 7 Vel.</p>	<p>5/8x1/4" R. 10,16</p> <p>Z 11 12 13 14</p>	<p>BO-12162 BO-12163 BO-12164 BO-12165</p>
 <p style="text-align: right;">1515</p>	<p>S W M</p> <p>TF 1 347 MC TF 2 440 MC</p>	<p>5/8x3/8" R. 10,16</p> <p>Z 14 15</p>	
 <p style="text-align: right;">E 620</p>	<p>TOMOS</p> <p>Moped ST 50</p>	<p>1/2x3/16" R. 7,75</p> <p>Z 10 11 12 13 14 15</p>	<p>207-130 207-829</p>
 <p style="text-align: right;">E 410</p>	<p>TRIUMPH</p> <p>750 2 C. 4 Speed 750 3 C. 5 Speed</p>	<p>5/8x3/8" R. 10,16</p> <p>Z 18 19 20</p>	<p>57-47-84</p>
 <p style="text-align: right;">E 411</p>	<p>TRIUMPH</p> <p>650 T 120 6 T, TR 6</p>	<p>5/8x3/8" R. 10,16</p> <p>Z 18 19 20</p>	<p>T 1815-T 1917 T 1715-T 1918 T 1749-T 1919</p>

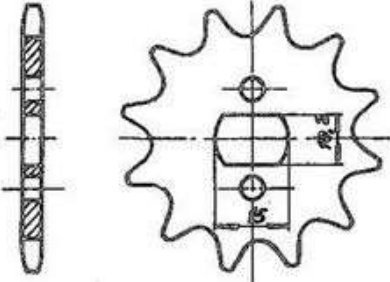
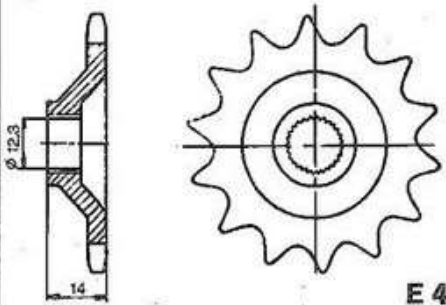
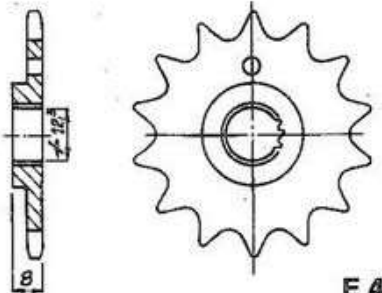
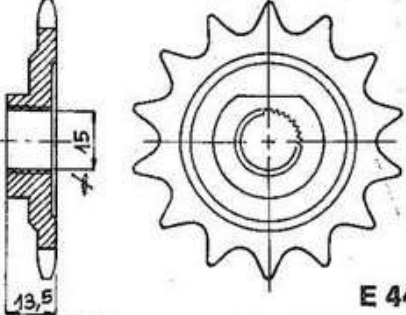
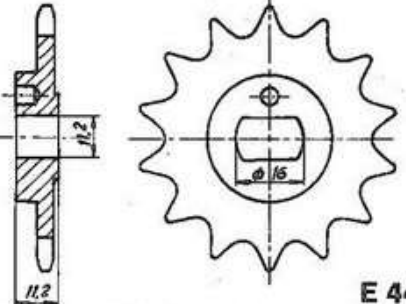
ARTICOLI / PART NUMBER	APPLICAZIONE / SUITABLE FOR	PASSO E DIM. / PITCH AND DIM	NUM. ORIG. / ORIG. NR
 <p>E 412</p>	<p>TRIUMPH</p> <p>650 T 120 GT 3 T, 5 T, 6 T, TR 5/6 Trophy Tiger T 100, T 110</p>	<p>5/8x3/8" R. 10,16</p> <p>Z 18</p>	<p>T 471 A</p>
 <p>E 414</p>	<p>TRIUMPH</p> <p>350 T 21 500 Daytona T 100 4 Speed</p>	<p>5/8x3/8" R. 10,16</p> <p>Z 18</p>	<p>T 1476 18</p>
 <p>E 416</p>	<p>VALENTI</p> <p>CR 80 W</p>	<p>1/2x5/16" R. 8,51</p> <p>Z 12 13 14 15 16 17</p>	
 <p>1382</p>	<p>VILLA</p> <p>125 MX 80, MX 1 125 EL Regolarità</p>	<p>5/8x1/4" R. 10,16</p> <p>Z 11 12</p>	
 <p>E 1383</p>	<p>VILLA</p> <p>250 MC 350 MC 350 SME, SM 1 CR 410 MX 80 CR 490</p>	<p>5/8x1/4" R. 10,16</p> <p>Z 11 12 13 14 15</p>	
 <p>E 560</p>	<p>YAMAHA</p> <p>LB 2 M Chappy LB 3 M Bop LB 3 80 Bop YB 100 (1980-82) V 50 M V 75 V 80 V 90</p>	<p>1/2x1/4" R. 7,75 (420)</p> <p>Z 13 14 15</p>	<p>-122-17461-30/31 517-17461-31 -122-17461-40/41 517-17461-41 -122-17461-50/51 517-17461-51</p>

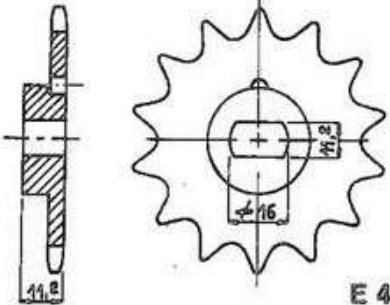
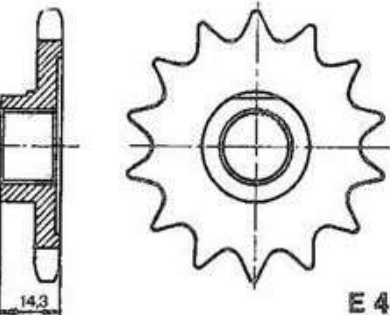
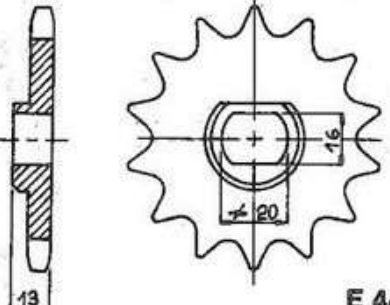
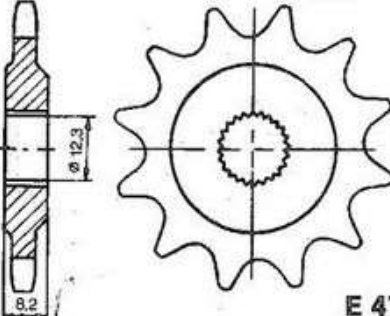
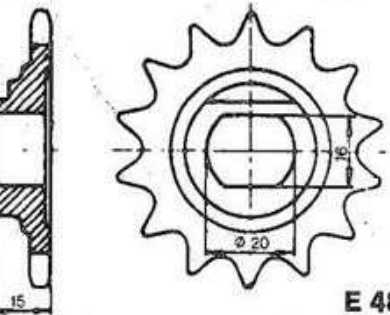
ARTICOLO / PART NUMBER	ADATTO PER / SUITABLE FOR	PASSO E DIM / PITCH AND DIM	NUM. ORIC / ORIG. NR
 <p style="text-align: right;">E 562</p>	<p>YAMAHA</p> <p>FS 1 (1975-81) GT 50, DT 50 RD 50 (1973-77) RD 50 M (1977-81) RD 50 DX, TY 50 M DT 50 MX, DT 50 M DT 80 MX, GT 80</p>	<p>1/2x1/4" R. 7,75 (420)</p> <p>Z 9 10 11 12 13 14 15 16</p>	<p>347-17461-00 257-17461-10/11 257-17461-20/21 257-17461-30/31 257-17461-40/41 257-17461-50/51 257-17461-60/61</p>
 <p style="text-align: right;">E 561</p>	<p>YAMAHA</p> <p>RD 80 DT 80</p>	<p>1/2x1/4" R. 7,75 (420)</p> <p>Z 13 14 15 16</p>	<p>5G1-17461-30 5G1-17461-40 5G1-17461-50 5G1-17461-60</p>
 <p style="text-align: right;">E 546</p>	<p>YAMAHA</p> <p>FS 80 Chopper RD 80 LC</p>	<p>1/2x1/4" R. 7,75 (420)</p> <p>Z 14 15</p>	<p>10X-17461-40 5A7-17461-50</p>
 <p style="text-align: right;">E 547</p>	<p>YAMAHA</p> <p>RX 80 SE (1982)</p>	<p>1/2x1/4" R. 7,75 (420)</p> <p>Z 13</p>	<p>12N-17461-31</p>
 <p style="text-align: right;">E 416</p>	<p>YAMAHA</p> <p>YZ 80 LC RS 100 DX AS 3 125 RD 125 (1973-78) DT 125 E, RX 125 YZ 125 E, TX 125 (1980) DT 175, DT 175 MX (1978-81) RD 200 DX, RD 250 DX TY 250</p>	<p>1/2x5/16" R. 8,51 (428)</p> <p>Z 12 13 14 15 16 17</p>	<p>174-17461-20 174-17461-30 174-17461-40 174-17461-50 174-17461-60 174-17461-60 174-17461-70</p>
 <p style="text-align: right;">E 263</p>	<p>YAMAHA</p> <p>DT 125 LC RD 125 LC SR 125 SE XT 125</p>	<p>1/2x5/16" R. 8,51 (428)</p> <p>Z 13 14 15 16</p>	<p>5N0-17461-40 10W-17461-60</p>

www.wolff.it

ARTICOLO / PART NUMBER	ADATTO (RIT) / SUITABLE (RIT)	VASSOIE DIM (HIGH AND DIM)	NUM. ORIG. (ORIG. NR)
 <p>E 421</p>	<p>YAMAHA</p> <p>125 Monosco YZM 125 YZ 125 D</p>	<p>5/8x1/4" R. 10,16 (520)</p> <p>Z 11 12 13 14</p>	<p>1G8-17461-10 1G8-17461-20 1G8-17461-30</p>
 <p>E 572</p>	<p>YAMAHA</p> <p>XT 250 G SR 250 (1980-83)</p>	<p>5/8x1/4" R. 10,16 (520)</p> <p>Z 15 16</p>	<p>3Y1-17461-50 3Y1-17461-60</p>
 <p>E 573</p>	<p>YAMAHA</p> <p>RD 250 RD 400</p>	<p>5/8x5/16" R. 10,16 (525)</p> <p>Z 15 16 17</p>	<p>1A1-17461-50/51 1A1-17461-60/61 1A1-17461-70/71</p>
 <p>E 565</p>	<p>YAMAHA</p> <p>DT 250 DT 360 DT 2 250 DT 2 350 DT 400 (1976) XT 400 XT 500 1U6</p>	<p>5/8x1/4" R. 10,16 (520)</p> <p>Z 14 15 16</p>	<p>214-17461-40 214-17461-50 214-17461-60</p>
 <p>E 566</p>	<p>YAMAHA</p> <p>RD 250 R6 RD 350 R6 XS 500 1H2 SR 500 1J4 XT 500</p>	<p>5/8x3/8" R. 10,16 (530)</p> <p>Z 14 15 16 17</p>	<p>168-17461-40 168-17461-50 168-17461-60 168-17461-70</p>
 <p>E 567</p>	<p>YAMAHA</p> <p>RD 250 DXD RD 250 1A2 (1976) RD 400 1A3 (1976) XS 250 1U5 XS 360 1U4 XS 400 2A2 (1978) RD 250 LC 4L1 (1980) RD 350 LC 4L0 (1980)</p>	<p>5/8x3/8" R. 10,16 (530)</p> <p>Z 15 16 17</p>	<p>1A0-17461-50 1A0-17461-60 1A0-17461-70</p>

ARTICOLO / PART NUMBER	ADATTO PER / SUITABLE FOR	PASSO E DIM. PIÙ CH. AND DIM.	NUM. ORIG. ORIG. NR.
 <p style="text-align: right;">E 569</p>	<p>YAMAHA</p> <p>DT 250 MX 1 R7 DT 400 MX 1 R7 (1976-81)</p>	<p>5/8x1/4" R. 10,16 (520)</p> <p>Z 13 14 15 16 17</p>	<p>1M1-17461-30 1M1-17461-40 1M1-17461-50 1M1-17461-60 1M1-17461-70</p>
 <p style="text-align: right;">E 570</p>	<p>YAMAHA</p> <p>XT 500</p>	<p>5/8x3/8" R. 10,16 (530)</p> <p>Z 14 16</p>	<p>168-17461-60</p>
 <p style="text-align: right;">E 571</p>	<p>YAMAHA</p> <p>XJ 400 XJ 550 (1981)</p>	<p>5/8x3/8" R. 10,16 (530)</p> <p>Z 16</p>	<p>4G0-17461-61</p>
 <p style="text-align: right;">E 575</p>	<p>YAMAHA</p> <p>XT 550 (1982)</p>	<p>5/8x1/4" R. 10,16 (520)</p> <p>Z 14 15 16</p>	<p>5Y1-17461-40 5Y1-17461-50 5Y1-17461-60</p>
 <p style="text-align: right;">E 568</p>	<p>YAMAHA</p> <p>XS 1, XS 2-650 (1971-73) TX 500, TX 650 XS 650 (1976-77) TX 750 (1972-75) TZ 700, TZ 750</p>	<p>5/8x3/8" R. 10,16 (530)</p> <p>Z 15 16 17</p>	<p>256-17461-50 256-17461-60 256-17461-70</p>
 <p style="text-align: right;">E 574</p>	<p>YAMAHA</p> <p>1000 = TR 1</p>	<p>3/4x3/8" R. 11,91 (630)</p> <p>Z 16</p>	<p>5A8-17461-60</p>

ARTÍCULO / PART NUMBER	EQUIPO / PER / SUJETA A	PAS - 50 L. DIM PITCH AND DIM	NUM. ORIG. ORIG. NR.
 <p style="text-align: right;">E 480</p>	<p>ZÜNDAPP</p> <p>Mofa 25 Type 434 Moped M50 Type 442, 434 Mofa ZB 22 Type 447-021 Mofa ZD 10 Type 446-210, 211 Mofa ZR 10 Automatic Type 447-110 Mofa ZA 25 Automatic Type 460-020 Mofa ZR 20 Type 447-020 Moped ZD 30 type 446-200,201 Moped ZR 30 Automatic Type 447-100 Moped ZA 40 Automatic type 460-030</p>	<p>1/2x3/16" R. 7,75</p> <p>Z 11 12 13 14</p>	<p>247-05-164 247-05-234</p>
 <p style="text-align: right;">E 443</p>	<p>ZÜNDAPP</p> <p>Combinette 428 2 Gang Super Combinette 429-433 Falconette 435 3 Gang Mokick C 50 C 50 Sport Typ 529-010 R 50 3 Gang Type 561-003 Enduro Mofa hai 25 Mofa CS 25 Type 448-140</p>	<p>1/2x3/16" R. 7,75</p> <p>Z 11 12 13 14 15</p>	<p>265-05-275 265-05-276 265-05-277 267-05-187 268-05-185</p>
 <p style="text-align: right;">E 444</p>	<p>ZÜNDAPP</p> <p>Mofa ZD 20 Type 446-400 Mofa ZD 25 S Type 446-420 Mofa ZD 50 TS Type 446-422 Mokick ZD 40 Type 446-300 Mofa ZX 25 Type 460-010 Mofa ZL 25 Type 460-040 Mofa ZS Type 460-050</p>	<p>1/2x3/16" R. 7,75</p> <p>Z 11 12 13 14</p>	<p>278-05-161 278-05-174</p>
 <p style="text-align: right;">E 445</p>	<p>ZÜNDAPP</p> <p>Falconette KS 50 Type 510 Falconette KS 55 Type 511 GTS 50 Type 517-39 LO Roller R 50 Type 561-004 CS 50 Type 448-010,011 Enduro Mokick hai 50 Type 448-110</p>	<p>1/2x3/16" R. 7,75</p> <p>Z 13 14 15 16 17 18</p>	<p>276-05-218 276-05-156 276-05-157 277-05-157 276-05-219</p>
 <p style="text-align: right;">E 448</p>	<p>ZÜNDAPP</p> <p>Mofa ZS 25 3 Gang Type 460-050 Mofa ZL 25 2 Gang Type 460-040 Mofa ZX 25 2 Gang Type 460-013</p>	<p>1/2x3/16" R. 7,75</p> <p>Z 11 14</p>	<p>278-05-193 278-05-194</p>

ARTICOLO / PART NUMBER	ADATTO PER / FITTABLE FOR	BASE DIM / FITCH AND DIM	NUM. ORIG / ORIG. NR.
 <p style="text-align: right;">E 449</p>	<p>ZÜNDAPP</p> <p>Mofa CS 25 3 Gang Type 448-140 Enduro Mofa hai 25 3 Gang Type 448-150</p>	<p>1/2x3/16" R. 7,75</p> <p>Z 11 12</p>	<p>278-05-189 278-05-190</p>
 <p style="text-align: right;">E 462</p>	<p>ZÜNDAPP</p> <p>KS 50 Sport 5 Gang KS 50 Super Sport KS 50 Water Cooled KS 50 Water Cooled TT Roller RS 50 Super</p>	<p>1/2x1/4" R. 7,75</p> <p>Z 14 15 16 17</p>	<p>284-05-103 276-05-265</p>
 <p style="text-align: right;">E 447</p>	<p>ZÜNDAPP</p> <p>KS 80 Type 530-050 KS 80 Touring</p>	<p>1/2x5/16" R. 8,51</p> <p>Z 16 17</p>	<p>314-05-169</p>
 <p style="text-align: right;">E 470</p>	<p>ZÜNDAPP</p> <p>Sport Combinette KS Type 510/120 Type 510/170</p>	<p>1/2x3/16" R. 7,75</p> <p>Z 13</p>	
 <p style="text-align: right;">E 484</p>	<p>ZÜNDAPP</p> <p>KS 125 Sport Type 521-01 L0 Type 521-01 L5 Type 521-05 L0 KS 175 Type 521-500 ,510</p>	<p>1/2x5/16" R. 8,51</p> <p>Z 15 16 17</p>	<p>285-05-201 285-05-279 285-05-290</p>

INDICE NUMERICO CORONE - NUMERICAL INDEX REAR SPROCKETS

Art. Part. Nr.	Marca Brand	Pagine Page
1	Corone Semilavorate 1/2 x 3/16	39
2	Corone Semilavorate 1/2 x 1/4	39
3	Aspes	40
	Malaguti	65
	Rizzato	73
	Zündapp	84
4	Ancillotti	39
	Aprilia	40
	Aspes	40
	Beta	43
	Fantic Motor	48
	SWM	78
5	SWM	78
6	Aprilia	39
	Beta	42
	Fantic Motor	46
	SWM	78
8	Aprilia Alluminio - Alloy	90
	Beta	90
	Simonini	90
9	Aprilia	39
	Aspes	40
	Beta	43
	Fantic Motor	46
	TGM	79
10	Malanca	65
	Rizzato	74
11	Malanca	65
	Rizzato	74
95	Hercules	54
	Rizzato	74
0108	Mozzo Grimeca	69
0112	Flandria	48
0113	Batavus	41
115	Fantic Motor	47
	Guzzi	51
116	Fantic Motor	47
118	Aspes	40
	Benelli	41
	Beta	43
	Cimatti	45
	Demm	46
	Fantic Motor	47

Art. Part. N.	Marca Brand	Pag. Page
118	Garelli	48
	Malaguti	65
	Malanca	65
	Negrini	69
	Rizzato	74
	SWM	78
	Testi	79
	Tomos	79
120	SWM	78
	Zündapp	84
0126	BSA	44
0127	BSA	44
0128	BSA	44
132	Rizzato	74
143	Beta	43
	Fantic Motor	47
147	Fantic Motor Alluminio - Alloy	87
152	Garelli	49
	Hercules	54
0155	Hercules	54
0156	Hercules	55
0168	Puch	71
0170	Fichtel & Sachs	48
0171	Fichtel & Sachs	48
0175	Hercules	55
0177	Hercules	55
0180	Hercules	55
0181	Hercules	55
0183	Hercules	55
0184	Hercules	56
0189	Hercules	56
0212	Honda	56
0223	Husqvarna Ferro - Steel	60
0223	Husqvarna Alluminio - Alloy	88
0228	Mobylette	66
0230	Mobylette	66
0232	Mobylette	66
0235	Mobylette	66
0239	Honda	56
240	Benelli	41
	Guzzi	51
	Puch	71
0242	Honda	57

INDICE NUMERICO CORONE - NUMERICAL INDEX REAR SPROCKETS

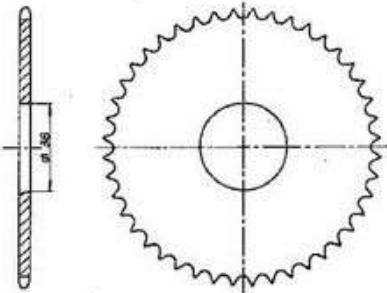
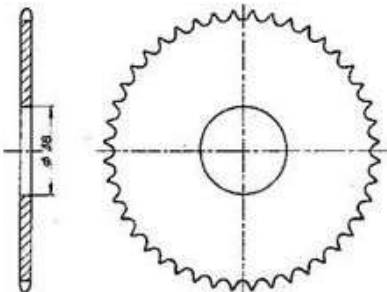
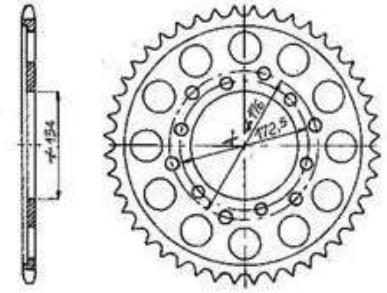
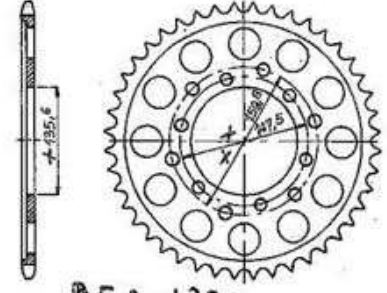
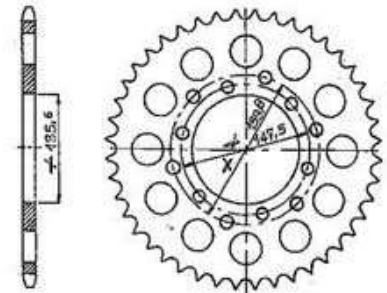
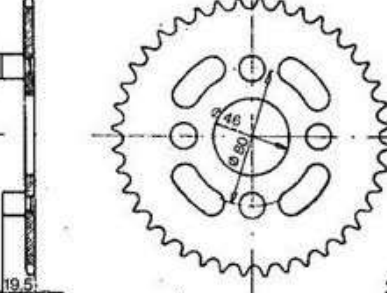
Art. Part. Nr.	Marca Brand	Pagina Page	Art. Part. N.	Marca Brand	Pag. Page
0244	Honda Alluminio - Alloy	88	0358	Peugeot	70
0245	Honda	58	0359	Peugeot	70
0246	Honda	58		Zündapp	84
0247	Honda	58	0363	Peugeot	70
0248	Honda	58	0364	Peugeot	71
0249	Kreidler	63	0365	Peugeot	71
0250	Kreidler	63	0372	Mozzo Mallard	69
0252	Kreidler	63	374	Garelli	49
0253	Kreidler	63		Morini	67
0255	Honda	56	377	Fantic Motor	47
0256	Honda	57		Guzzi	51
0257	Honda	57	378	Gilera	49
0262	Honda	57	379	Gilera	50
264	Benelli	41	0380	Puch	71
	Garelli	49	0381	Puch	71
	Tomos	79	0382	Puch	72
0267	Honda	58	0385	Puch	72
0268	Honda	57	0386	Puch	72
0269	Honda	57	0389	Puch	72
0277	Honda	59	0391	Puch	72
0278	Honda	59	0392	Puch	72
0279	Honda	58	0397	Puch	73
0280	Honda	59	400	Puch Frigerio Alluminio - Alloy	93
0282	Honda	59	0404	Puch	73
0284	Honda	59	0452	Sparta	75
0294	Maico Ferro - Steel	65	0454	Puch	73
0294	Maico Alluminio - Alloy	89	0455	Kreidler	63
0309	Monark	67		Puch	73
0314	Montesa Ferro - Steel	67	0456	Puch	73
0314	Villa Ferro - Steel	80	0465	Tomos	79
0314	Montesa Alluminio - Alloy	89	0469	Kawasaki	61
0315	Norton	69	0471	Kawasaki	61
0317	Norton	70	0472	Kawasaki	61
319	Aprilia	39	0473	Kawasaki	61
	Aspes	40	0474	Kawasaki	61
	Fantic Motor	47	0476	Kawasaki	61
	Garelli	49	479	Benelli	42
	Rizzato	74		Guzzi	51
0321	Montesa Alluminio - Alloy	89	0481	Kawasaki	62
0323	Montesa Alluminio - Alloy	89	0482	Kawasaki	62
0333	Honda	59	0483	Kawasaki	62
0334	Honda	60	485	Aspes	41
0336	Honda	60		Benelli	42

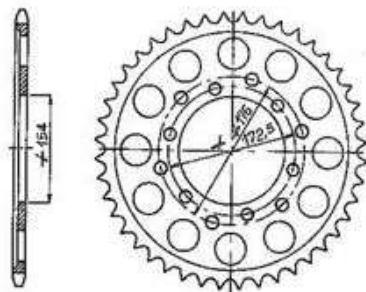
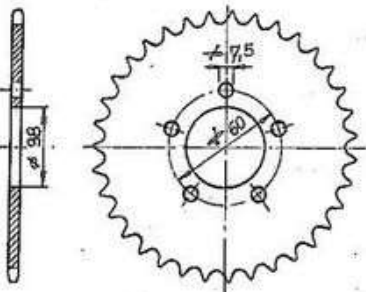
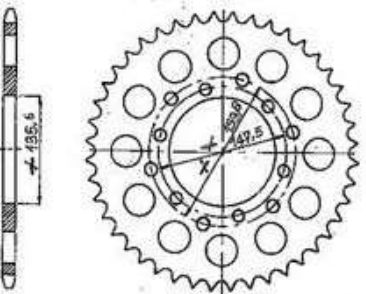
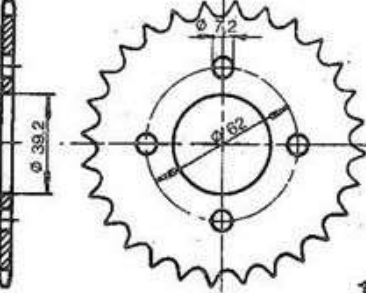
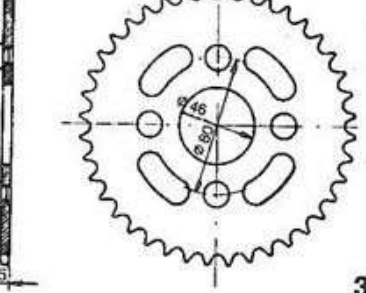
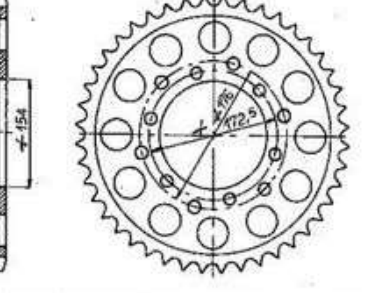
INDICE NUMERICO CORONE · NUMERICAL INDEX REAR SPROCKETS

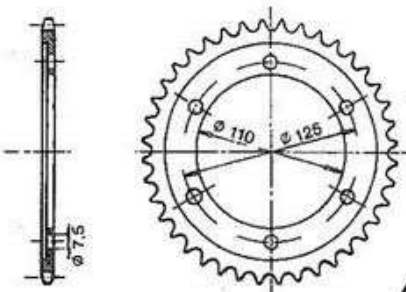
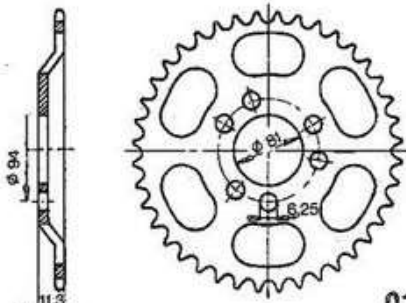
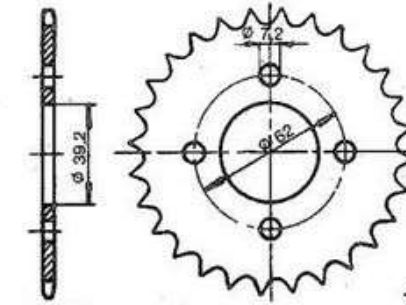
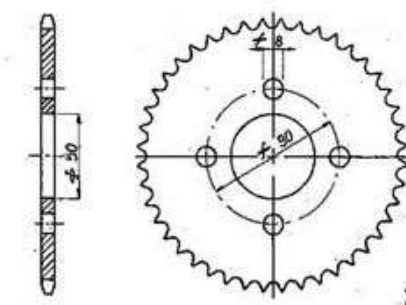
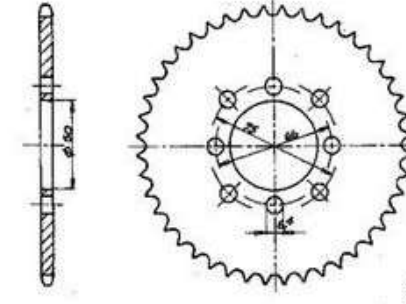
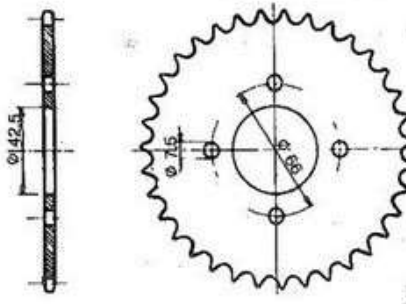
Art. Part. N.	Marca Brand	Pagina Page	Art. Part. N.	Marca Brand	Pag. Page
485	Beta	43	700	Harley Davidson	53
	Ducati	46	701	Cagiva	45
	Gilera	50	704	Cagiva	45
	Guzzi	51	0705	Harley Davidson	53
	Kramer	62	0706	Harley Davidson	54
	Laverda	64	0707	Harley Davidson	54
	Morini	68	708	Harley Davidson	53
	Zündapp	86	712	Guzzi	52
0488	Kawasaki	62	0713	Harley Davidson	54
490	Benelli	42	722	Guzzi	52
	Ducati	46	735	Guzzi	52
	Guzzi	53	744	Guzzi	52
	Morini	68	0752	Zündapp	86
0501	Kawasaki	62	0761	Mozzo Maillard	69
503	Garelli	49	0770	Ögland	70
	Zündapp	84	773	Guzzi	53
505	Benelli	41	774	Guzzi	53
	Beta	43	0776	Ossa	70
	Hercules	56	0800	Suzuki	75
	Rizzato	75	0801	Kawasaki	60
	Testi	79		Suzuki	75
544	Benelli	42	0802	Kawasaki	60
	Guzzi	52		Suzuki	75
548	Gilera	50	0805	Suzuki	Ferro - Steel 75
	Guzzi	52	0805	Suzuki	Alluminio - Alloy 93
551	Gilera	50	0806	Suzuki	Alluminio - Alloy 93
0554	Triumph	80	0807	Suzuki	Ferro - Steel 76
0556	Triumph	80	0807	Suzuki	Alluminio - Alloy 94
557	Gilera	50	0808	Suzuki	Alluminio - Alloy 94
0558	Triumph	80	0809	Suzuki	76
560	Beta	44	0810	Kawasaki	60
	Fantic Motor	48		Suzuki	76
	Gilera	50	0811	Suzuki	76
	Morini	67	0812	Suzuki	76
0653	Zündapp	84	0813	Suzuki	76
0654	Zündapp	85	0814	Suzuki	77
0655	Laverda	64	0815	Suzuki	77
	Zündapp	85	0816	Suzuki	77
0658	Zündapp	85	0817	Suzuki	Ferro - Steel 77
0660	Zündapp	85	0817	Suzuki	Alluminio - Alloy 94
0684	Zündapp	85	0818	Suzuki	78
0694	Zündapp	86	0819	Suzuki	77
699	Cagiva	45	0820	Suzuki	77

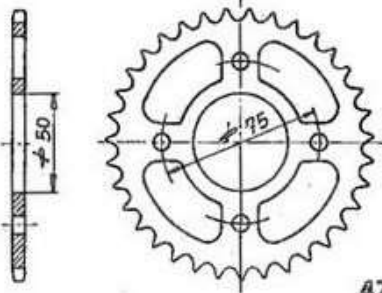
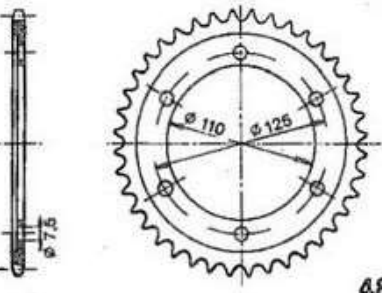
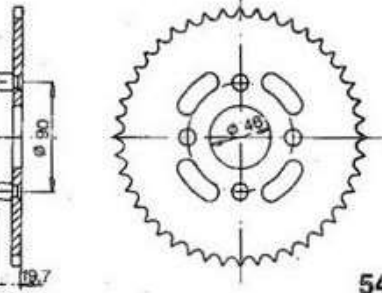
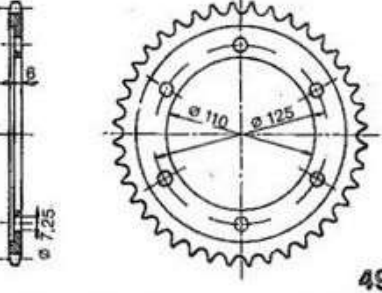
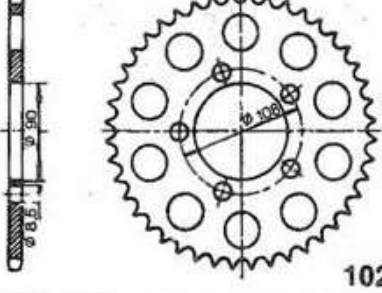
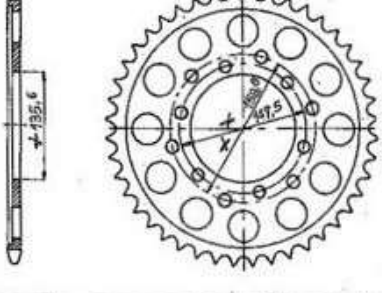
INDICE NUMERICO CORONE - NUMERICAL INDEX REAR SPROCKETS

Art. Part. Nr.	Marca Brand	Pagina Page	Art. Part. N.	Marca Brand	Pag. Page
0821	Suzuki Alluminio - Alloy	94	1172	Cagiva	45
0832	Yamaha	80		Morini	67
0834	Yamaha	80	1174	Morini	67
0835	Yamaha	81	1176	Morini	68
0836	Yamaha	81	1196	Gilera	51
0837	Yamaha	81	1239	Motom	68
0838	Yamaha	81	1372	M.V.	69
0841	Yamaha	83	1498	Beta Ferro - Steel	44
0842	Yamaha	81	1498	Beta Alluminio - Alloy	92
0843	Yamaha	81		Villa	92
0845	Yamaha Ferro - Steel	82	1503	Fantic Motor Alluminio - Alloy	90
0845	Yamaha Alluminio - Alloy	94		Kramer	90
0847	Yamaha Alluminio - Alloy	94		SWM	90
0848	Yamaha	82		Valenti	90
0849	Yamaha	82	1504	Ancillotti Alluminio - Alloy	91
0850	Yamaha	83		Aprilia	91
0851	Yamaha	83		Aspes	91
0852	Yamaha	82		Beta	91
0853	Yamaha Ferro - Steel	82		Ducati	91
0853	Yamaha Alluminio - Alloy	95		Fantic Motor	91
0854	Yamaha	82		Simonini	91
0855	Yamaha	83		SWM	91
0856	Yamaha	83		TGM	91
0857	Yamaha	83	1506	Ancillotti Alluminio - Alloy	91
0858	Yamaha	84		Aprilia	91
0890	KTM	63		Beta	91
0892	KTM	64		Gilera	91
0892	KTM Alluminio - Alloy	89		Kramer	91
0894	KTM Alluminio - Alloy	88		SWM	91
0895	KTM Alluminio - Alloy	88		TGM	91
0896	KTM Alluminio - Alloy	89		Valenti	91
1001	Corone semilavorate 1/2 x 5/16 Alluminio - Alloy	87		Villa	91
1002	Corone semilavorate 5/8 x 1/4 Alluminio - Alloy	87	1507	AIM Alluminio - Alloy	90
1003	Corone semilavorate 5/8 x 3/8 Alluminio - Alloy	87		Aprilia	90
1022	Benelli	42		Beta	90
	Cagiva	45		Fantic Motor	90
	Ducati	46		Puch Frigerio	90
	Laverda	64		SWM	90
	Morini	68		TGM	90
1024	Laverda	64	1508	SWM Alluminio - Alloy	90
1025	Laverda	64	1509	SWM Alluminio - Alloy	92
01031	Bultaco Alluminio - Alloy	87	1511	Beta Alluminio - Alloy	92
01032	Bultaco	44		Fantic Motor	92

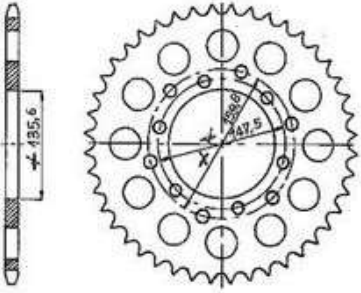
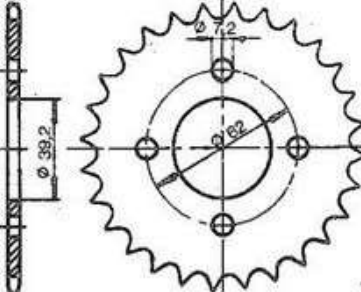
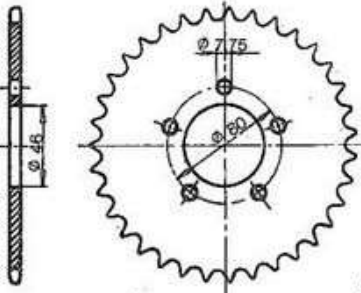
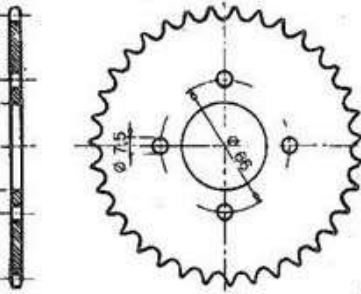
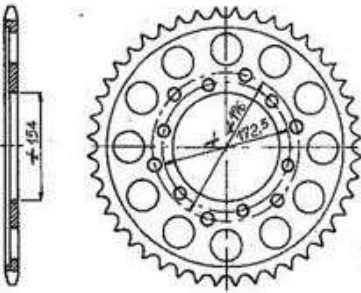
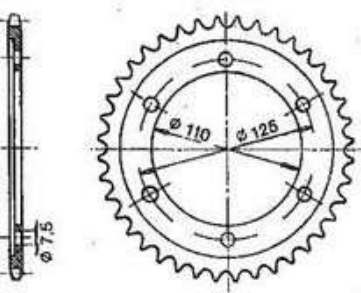
ARTICOLO / PART NUMBER	ADATTO PER / SUITABLE FOR	PASSO E DIM. PITCH AND DIM.	NUM. ORIG. ORIG. NR.
	<p>CORONE SEMILAVORATE</p> <p>Adaptable Wheels</p>	<p>1/2x3/16" R. 7,75</p> <p>Z 22-24-26 28-30-32 34-36-38 40-42-44 46-48-50 52-54-56 58-60</p>	
	<p>CORONE SEMILAVORATE</p> <p>Adaptable Wheels</p>	<p>1/2x1/4" R. 7,75</p> <p>Z 24-26 28-30 32-34 36-38 40-42 44</p>	
	<p>ANCILLOTTI</p> <p>125 CH, GR</p>	<p>1/2x5/16" R. 8,51</p> <p>Z 58 60</p>	
	<p>APRILIA</p> <p>MX 50 RX 80</p>	<p>1/2x5/16" R. 8,51</p> <p>Z 56</p>	
	<p>APRILIA</p> <p>RC 50 SP</p>	<p>1/2x3/16" R. 7,75</p> <p>Z 47 50 52 56 58 60 62</p>	
	<p>APRILIA</p> <p>RC 50 M</p>	<p>1/2x3/16" R. 7,75</p> <p>Z 34-36 38-40 42-44 46-48 50-52 54-56 58-60</p>	

ARTICOLO / PART NUMBER	ADATTO PER / SUITABLE FOR	PASSO E DIM. PIÙ E DIM.	NUM. ORIG. ORIG. NR.
 <p style="text-align: right;">4</p>	<p>APRILIA</p> <p>125 CR Scarabeo</p>	<p>1/2x5/16" R. 8,51</p> <p>Z 58 60</p>	
 <p style="text-align: right;">3</p>	<p>ASPES</p> <p>Navaho 50 Eco</p>	<p>1/2x3/16" R. 7,75</p> <p>Z 22-24 26-28 29-30 32-38 40-42 44-45 46-48-50</p>	
 <p style="text-align: right;">9</p>	<p>ASPES</p> <p>Navaho 50 RC, CS Special</p>	<p>1/2x3/16" R. 7,75</p> <p>Z 47 50 52 56 58 60 62</p>	
 <p style="text-align: right;">118</p>	<p>ASPES</p> <p>48 Sloux, Mini Sloux</p>	<p>1/2x3/16" R. 7,75</p> <p>Z 22-24-26 28-29-30 32-34-35 36-37-38 39-40-41 42-44-45 46-47-48 50-52-54 56</p>	
 <p style="text-align: right;">319</p>	<p>ASPES</p> <p>Navaho 50 CS 75</p>	<p>1/2x3/16" R. 7,75</p> <p>Z 34-36 38-40 42-44 46-48 50-52 54-56 58-60</p>	
 <p style="text-align: right;">4</p>	<p>ASPES</p> <p>125 Hopi 5/6 Vel.</p>	<p>1/2x5/16" R. 8,51</p> <p>Z 58 60</p>	

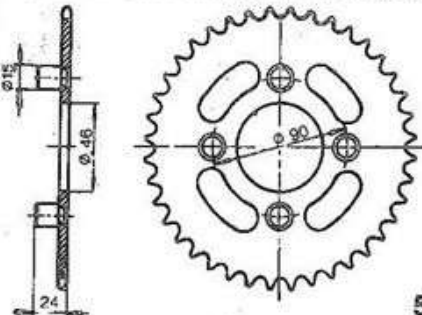
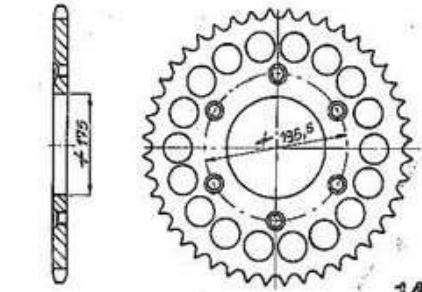
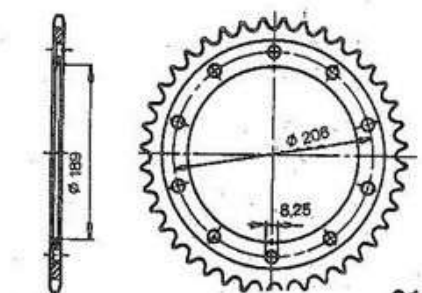
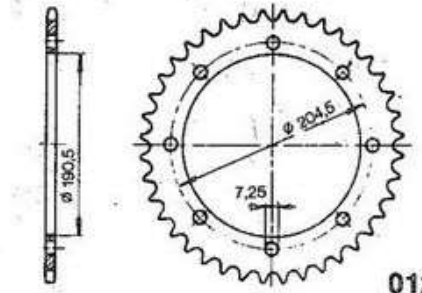
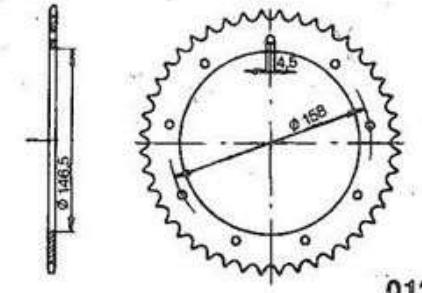
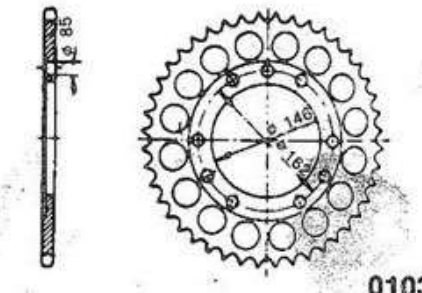
ARTICOLO / PART NUMBER	APPLICAZIONE / SUITABLE FOR	PASSO E DIM. PITCH AND DIM.	NUM. ORIG. ORIG. NR.
 <p style="text-align: right;">485</p>	<p>ASPES</p> <p>Hopi 125 RS Juma 125 6 Vel.</p>	<p>1/2x5/16" R. 8,51</p> <p>Z 40-41 42-43 44-45 46-48 50-52</p>	
 <p style="text-align: right;">0113</p>	<p>BATAVUS</p> <p>48 cc.</p>	<p>1/2x3/16" R. 7,75</p> <p>Z 48</p>	
 <p style="text-align: right;">118</p>	<p>BENELLI</p> <p>48 G2 Bobo, fak, Motorella, Gentlemen</p>	<p>1/2x3/16" R. 7,75</p> <p>Z 22-24-26 28-29-30 32-34-35 36-37-38 39-40-41 42-44-45 46-47-48 50-52-54 56</p>	
 <p style="text-align: right;">240</p>	<p>BENELLI</p> <p>50 Magnum, CR, Turismo</p>	<p>1/2x3/16" R. 7,75</p> <p>Z 38 42 44 45 46 48 50</p>	
 <p style="text-align: right;">264</p>	<p>BENELLI</p> <p>49 Motorella mini Bike 4 Vel.</p>	<p>1/2x3/16" R. 7,75</p> <p>Z 25-28 30-32 34-36 38-40 44</p>	
 <p style="text-align: right;">505</p>	<p>BENELLI</p> <p>48 Turismo Sport, Sprint America</p>	<p>1/2x3/16" R. 7,75</p> <p>Z 22-24 26-28 30-32 33-42 44-48 50</p>	

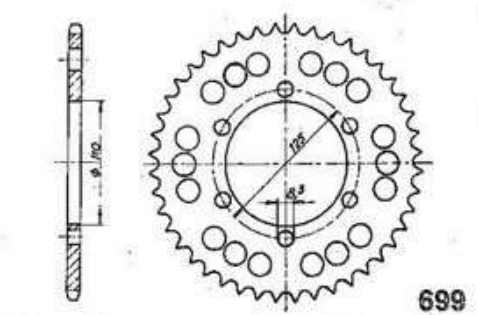
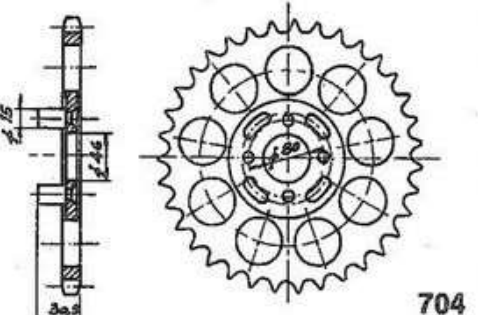
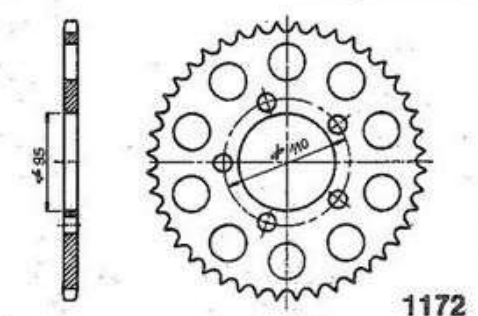
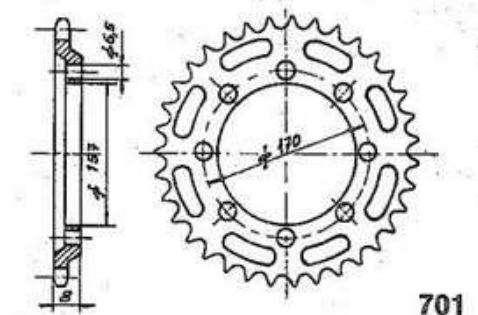
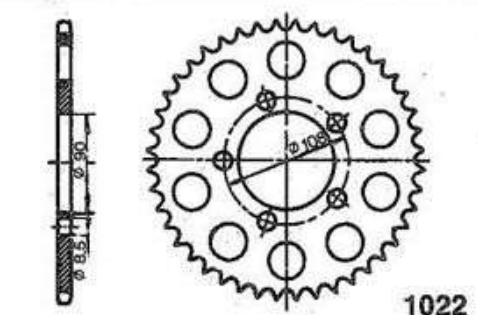
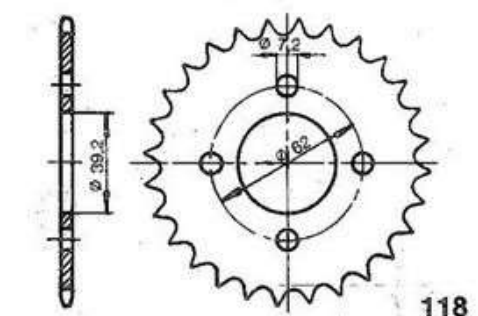
ARTICOLO / PART NUMBER	ADATTO PER / SUITABLE FOR	PASSO E DIM. HICR AND DIM.	NUM. ORIG. / ORIG. NR.
 <p style="text-align: right;">479</p>	<p>BENELLI</p> <p>125 Turismo</p>	<p>1/2"x5,2 mm R. 8,51</p> <p>Z 38</p>	
 <p style="text-align: right;">485</p>	<p>BENELLI</p> <p>125 T, Sport 175 4 T 250 Sport, Bicilindrica</p>	<p>1/2x5/16" R. 8,51</p> <p>Z 40-41 42-43 44-45 46-48 50-52</p>	
 <p style="text-align: right;">544</p>	<p>BENELLI</p> <p>125 Enduro 125 4 T</p>	<p>1/2"x5,2 mm R. 8,51</p> <p>Z 44</p>	
 <p style="text-align: right;">490</p>	<p>BENELLI</p> <p>350 RS</p>	<p>5/8x3/8" R. 10,16</p> <p>Z 36 38 41</p>	
 <p style="text-align: right;">1022</p>	<p>BENELLI</p> <p>500 4 Cilindri 650 Tornado 4 T 5 Vel. 750 6 Cilindri</p>	<p>5/8x3/8" R. 10,16</p> <p>Z 32 34 36 38 40 45 46</p>	
 <p style="text-align: right;">6</p>	<p>BETA</p> <p>MX 6 (1978)</p>	<p>1/2x5/16" R. 8,51</p> <p>Z 56</p>	

www.rpv.it

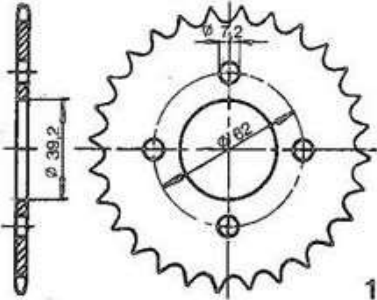
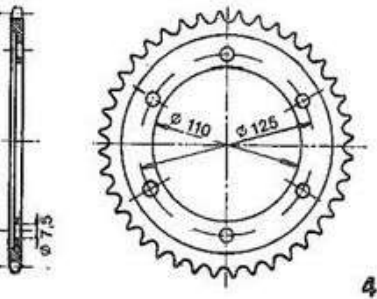
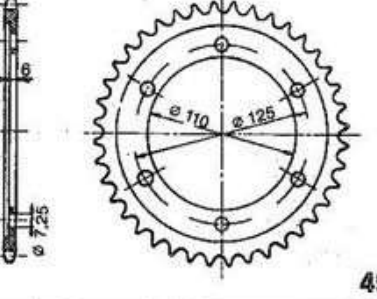
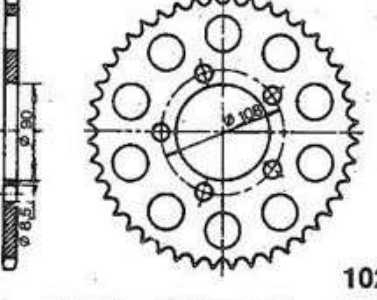
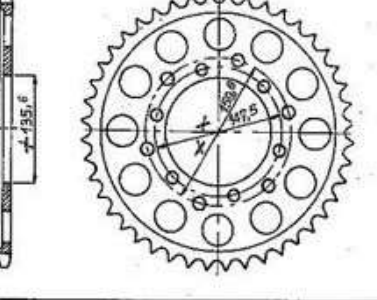
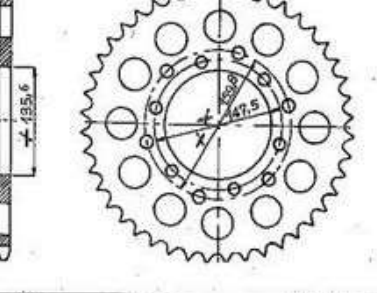
ARTICOLO / PART NUMBER	ADATTO PER / SUITABLE FOR	PASSO E DIM. / PITCH AND DIM.	NUM. ORIG. / ORIG. NR.
 <p style="text-align: right;">9</p>	<p>BETA</p> <p>MX 6</p>	<p>1/2x3/16" R. 7,75</p> <p>Z 47 50 52 56 58 60 62</p>	
 <p style="text-align: right;">118</p>	<p>BETA</p> <p>48 B 12 Bambi, Mio, Pulmann</p>	<p>1/2x3/16" R. 7,75</p> <p>Z 22-24-26 28-29-30 32-34-35 36-37-38 39-40-41 42-44-45 46-47-48 50-52-54 56</p>	
 <p style="text-align: right;">143</p>	<p>BETA</p> <p>MX 4, MX 5 48 Trial Special</p>	<p>1/2x3/16" R. 7,75</p> <p>Z 38-42 44-46 48-50 52-54 56</p>	
 <p style="text-align: right;">505</p>	<p>BETA</p> <p>48 CR, Camoscio</p>	<p>1/2x3/16" R. 7,75</p> <p>Z 22-24 26-28 30-32 33-42 44-48 50</p>	
 <p style="text-align: right;">4</p>	<p>BETA</p> <p>125 GS</p>	<p>1/2x5/16" R. 8,51</p> <p>Z 58 60</p>	
 <p style="text-align: right;">485</p>	<p>BETA</p> <p>125 TS, Custom 125 SC, S (1980)</p>	<p>1/2x5/16" R. 8,51</p> <p>Z 40-41 42-43 44-45 46-48 50-52</p>	

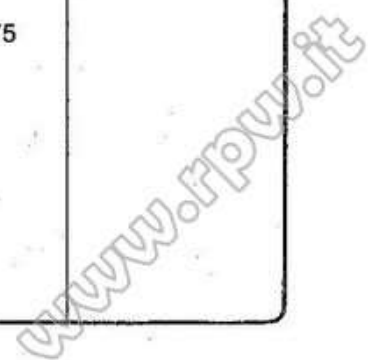
www.rpw.it

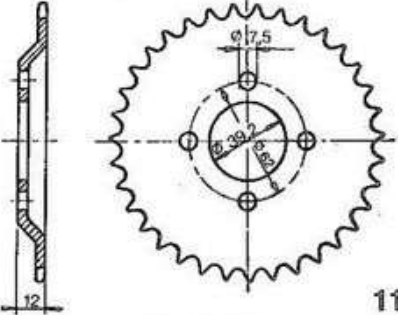
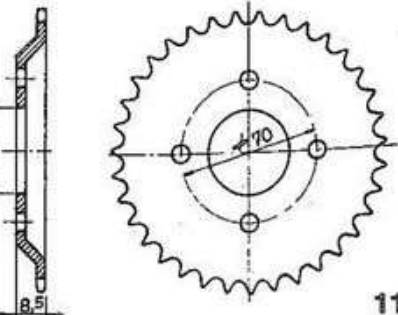
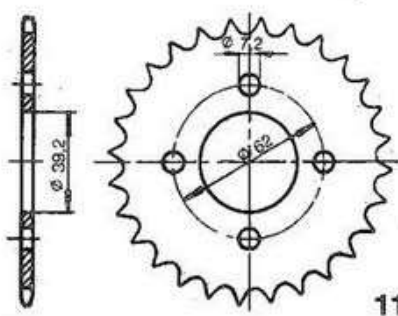
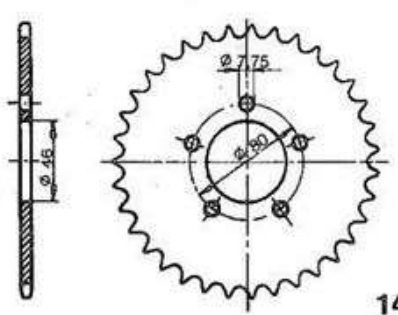
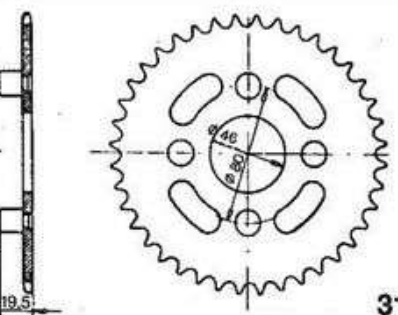
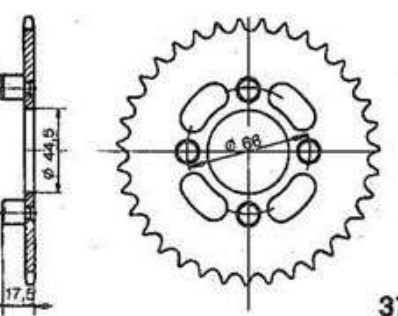
ARTICOLI / PART NUMBER	ADATTI / PART / SUITABLE FOR	PAGE / DIM / PRICE / WEIGHT	NUM. ORIG. / ORIG. NR.
 <p style="text-align: right;">560</p>	<p>BETA</p> <p>125 ES</p>	<p>1/2x5/16" R. 8,51</p> <p>Z 49 52 54</p>	
 <p style="text-align: right;">1498</p>	<p>BETA</p> <p>250 GS, CR 350 GS, CR 500 GS, CR</p>	<p>5/8x1/4" R. 10,16</p> <p>Z 52 56</p>	
 <p style="text-align: right;">0126</p>	<p>B.S.A.</p> <p>650 A 65 Rocket Spitfire, Mark Special</p>	<p>5/8x3/8" R. 10,16</p> <p>Z 48</p>	
 <p style="text-align: right;">0127</p>	<p>B.S.A.</p> <p>750 Rocket A 75 3 Cyl Trident</p>	<p>5/8x3/8" R. 10,16</p> <p>Z 46</p>	
 <p style="text-align: right;">0128</p>	<p>B.S.A.</p> <p>125 D1 150 D3 175 D5, D7 Type Bantam</p>	<p>1/2"x5,2 mm R. 8,51</p> <p>Z 47</p>	
 <p style="text-align: right;">01032</p>	<p>BULTACO</p> <p>175/250/ CR MK 2 Pursang, Matador 350 Sherpa</p>	<p>5/8x1/4" R. 10,16</p> <p>Z 48 52</p>	

ARTICOLO / PART NUMBER	ADATTO PER / SUITABLE FOR	PASSO E DIM / PITCH AND DIM.	NUM. ORIG. / ORIG. NR.
 <p style="text-align: right;">699</p>	<p>CAGIVA SXT 125 (1982-83)</p>	<p>1/2x5/16" R. 8,51 Z 46</p>	<p>34717</p>
 <p style="text-align: right;">704</p>	<p>CAGIVA SST 125 Ruote a raggi</p>	<p>1/2x5/16" R. 8,51 Z 59</p>	<p>25450</p>
 <p style="text-align: right;">1172</p>	<p>CAGIVA SST 125 Ruote in lega</p>	<p>1/2x5/16" R. 8,51 Z 62</p>	
 <p style="text-align: right;">701</p>	<p>CAGIVA 250 SST, SX, SS (1976-79)</p>	<p>5/8x1/4" R. 10,16 Z 49</p>	<p>25602</p>
 <p style="text-align: right;">1022</p>	<p>CAGIVA SST 250 SST 350 Ruote in lega</p>	<p>5/8x3/8" R. 10,16 Z 45 46</p>	
 <p style="text-align: right;">118</p>	<p>CIMATTI 40 Oasi, Chic, Piper</p>	<p>1/2x3/16" R. 7,75 Z 22-24-26 28-29-30 32-34-35 36-37-38 39-40-41 42-44-45 46-47-48 50-52-54 56</p>	

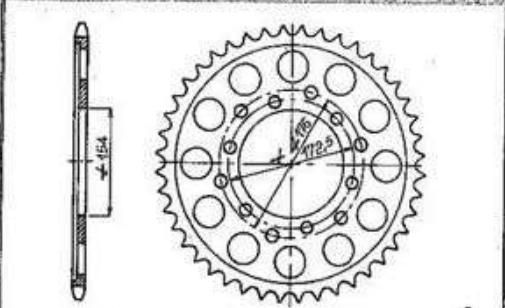
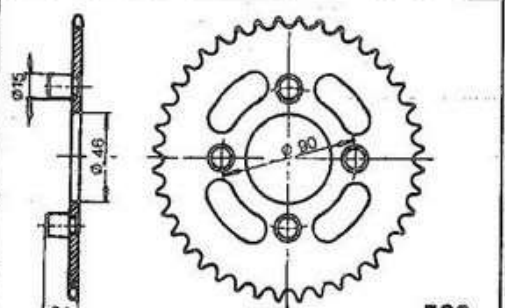
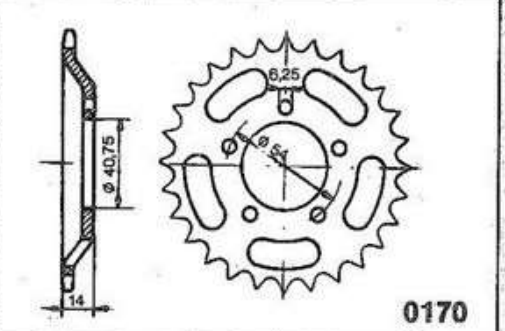
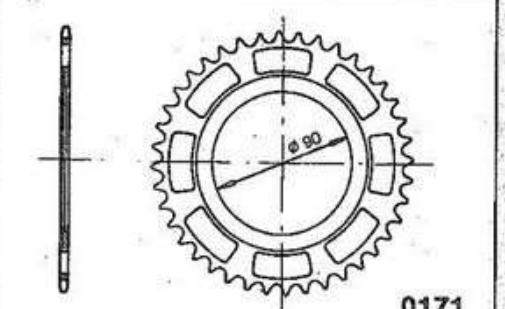
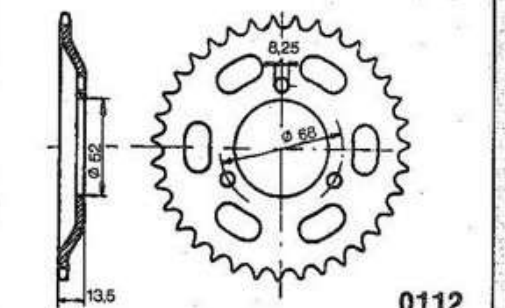
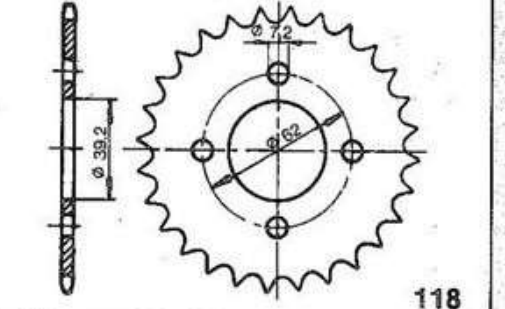
www.fpv.it

ARTICOLI O PART NUMBER	ADATTO PER / SU / DA / PER	PASSO E DIM DENTH AND DIM	NUM. ORIG. ORIG. NR.
 <p style="text-align: right;">118</p>	<p>DEMM</p> <p>50 ST, Panther 50 Condor, Brio</p>	<p>1/2x3/16" R. 7,75</p> <p>Z 22-24-26 28-29-30 32-34-35 36-37-38 39-40-41 42-44-45 47-47-48 50-52-54 56</p>	
 <p style="text-align: right;">485</p>	<p>DUCATI</p> <p>125 Sport 175 Sport 4 T 175 Mondalbero</p>	<p>1/2x5/16" R. 8,51</p> <p>Z 40 41 42 43 44 45 46-48 50-52</p>	<p>0550-80-229 0550-80-216 0550-80-217 0550-80-218 0550-80-219 0550-80-219</p>
 <p style="text-align: right;">490</p>	<p>DUCATI</p> <p>350 Match 3 450 Scrambler</p>	<p>5/8x3/8" R. 10,16</p> <p>Z 36 38 41</p>	
 <p style="text-align: right;">1022</p>	<p>DUCATI</p> <p>350 GTL, GTV Sport 500 GTV, Sport 500 Desmo, Phanta 600 Phanta SL, TL 750 GT, Sport 900 S, SS, Darmah</p>	<p>5/8x3/8" R. 10,16</p> <p>Z 32 34 36 38 40 45 46</p>	<p>0795-80-232 0795-80-234 0795-80-236 0795-80-238 0795-80-237 0795-80-242</p>
 <p style="text-align: right;">6</p>	<p>FANTIC MOTOR</p> <p>50 Targato</p>	<p>1/2x5/16" R. 8,51</p> <p>Z 56</p>	
 <p style="text-align: right;">9</p>	<p>FANTIC MOTOR</p> <p>50 Regolarità Casa</p>	<p>1/2x3/16" R. 7,75</p> <p>Z 47 50 52 56 58 60 62</p>	

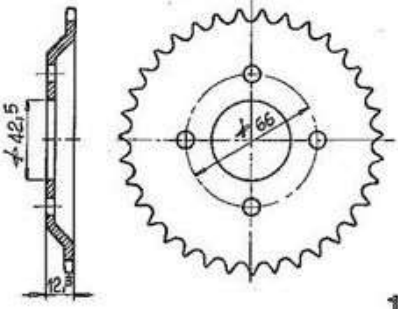
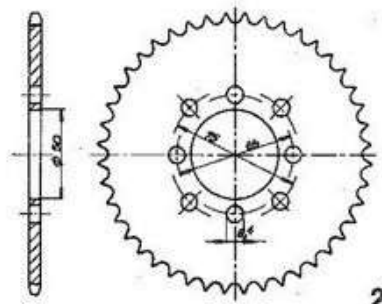
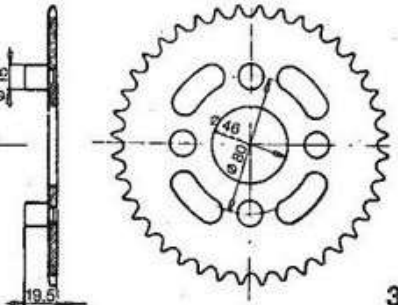
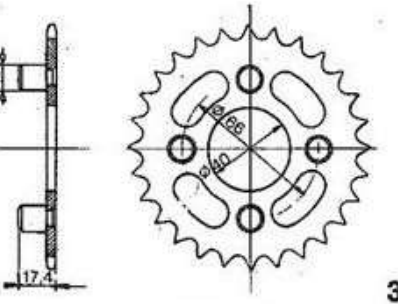
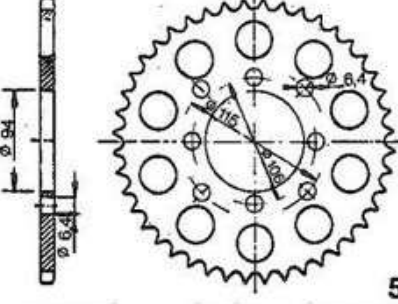
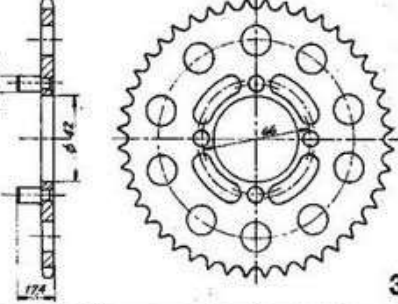


ARTICOLO / PART NUMBER	ADATTO PER / SUITABLE FOR	PASSO E DIM. PITCH AND DIM.	NUM. ORIG. ORIG. NR.
 <p style="text-align: right;">115</p>	<p>FANTIC MOTOR</p> <p>50 Super Rokat U.T.</p>	<p>1/2x3/16" R. 7,75</p> <p>Z 30 37</p>	
 <p style="text-align: right;">116</p>	<p>FANTIC MOTOR</p> <p>48 Issimo 3 Vel., Mono Ruote in lega</p>	<p>1/2x3/16" R. 7,75</p> <p>Z 33</p>	
 <p style="text-align: right;">118</p>	<p>FANTIC MOTOR</p> <p>50 Rocket, Lei, Issimo, Turismo Intern.</p>	<p>1/2x3/16" R. 7,75</p> <p>Z 22-24-26 28-29-30 32-34-35 36-37-38 39-40-41 42-44-45 46-47-48 50-52-54 56</p>	
 <p style="text-align: right;">143</p>	<p>FANTIC MOTOR</p> <p>50 Trial (1979-81)</p>	<p>1/2x3/16" R. 7,75</p> <p>Z 38-42 44-46 48-50 52-54 56</p>	
 <p style="text-align: right;">319</p>	<p>FANTIC MOTOR</p> <p>50 Caballero 4/6 Super</p>	<p>1/2x3/16" R. 7,75</p> <p>Z 34-36 38-40 42-44 46-48 50-52 54-56 58-60</p>	
 <p style="text-align: right;">377</p>	<p>FANTIC MOTOR</p> <p>50 Caballero 1° Tipo 50 Super Rokat</p>	<p>1/2x3/16" R. 7,75</p> <p>Z 26 30 32 34 36 42 46</p>	

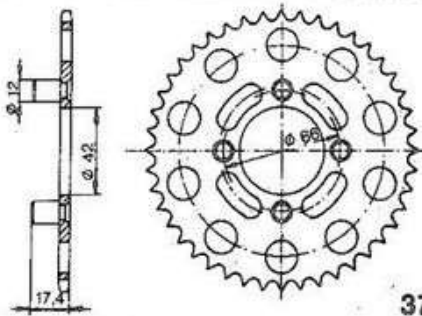
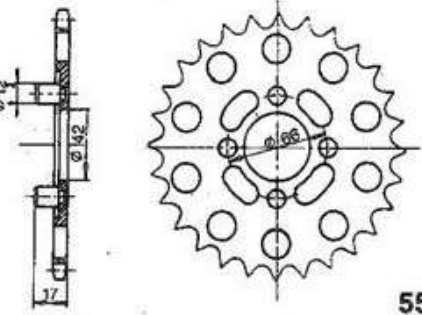
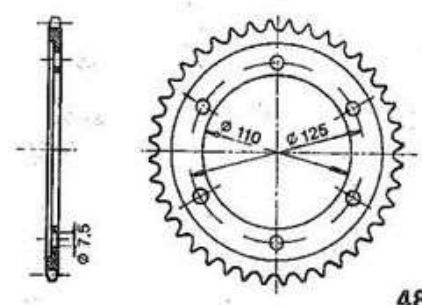
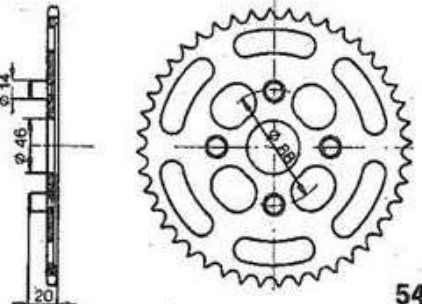
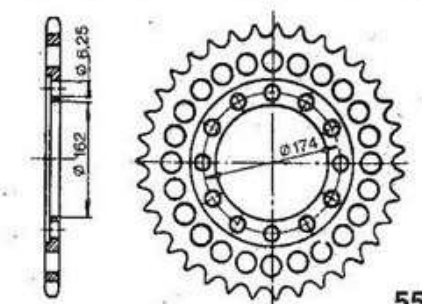
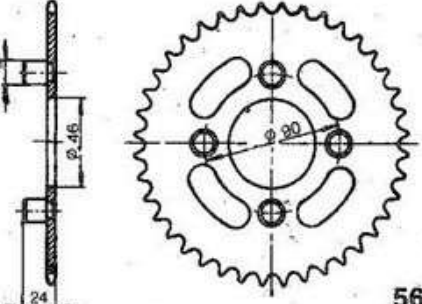
www.fpw.it

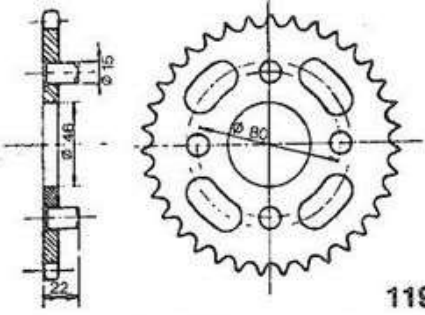
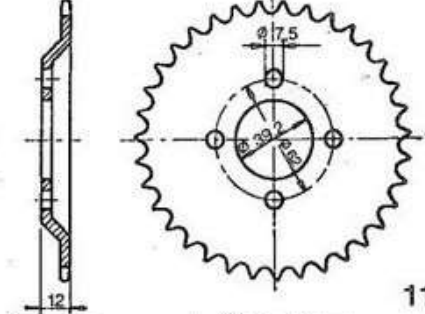
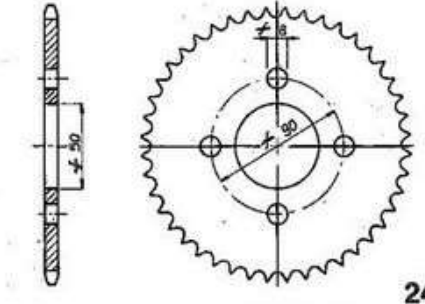
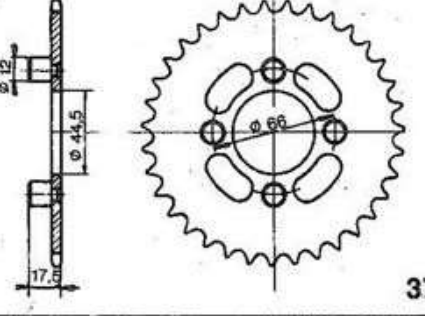
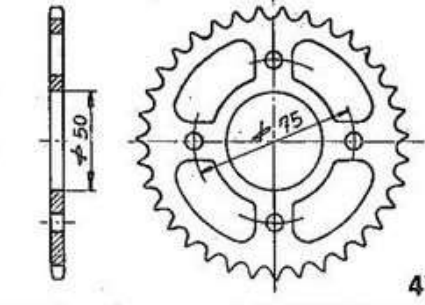
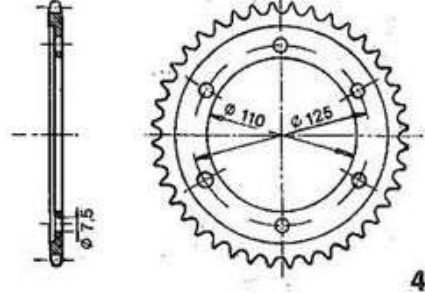
ARTICOLO / PART NUMBER	ADATTO PER / SUITABLE FOR	PASSO E BIM. PITCH AND DIM	NUM. ORIG. ORIG. NR.
 <p style="text-align: right;">4</p>	<p>FANTIC MOTOR</p> <p>125 Caballero RG 6 Vel.</p>	<p>1/2x5/16" R. 8,51</p> <p>Z 58 60</p>	
 <p style="text-align: right;">560</p>	<p>FANTIC MOTOR</p> <p>RSX 125 (1982)</p>	<p>1/2x5/16" R. 8,51</p> <p>Z 49 52 54</p>	
 <p style="text-align: right;">0170</p>	<p>FICHTEL & SACHS</p> <p>H 90 VE</p>	<p>1/2x3/16" R. 7,75</p> <p>Z 28 30</p>	<p>0808-020-000 0808-011-000</p>
 <p style="text-align: right;">0171</p>	<p>FICHTEL & SACHS</p> <p>HR 90 V</p>	<p>1/2x3/16" R. 7,75</p> <p>Z 32</p>	<p>0833-117-001</p>
 <p style="text-align: right;">0112</p>	<p>FLANDRIA</p> <p>Moped Record</p>	<p>1/2x3/16" R. 7,75</p> <p>Z 32</p>	
 <p style="text-align: right;">118</p>	<p>GARELLI</p> <p>49 Gulp Flex, Eureca, Noi, Vip 1-2-3 V N katia 1-2 V N</p>	<p>1/2x3/16" R. 7,75</p> <p>Z 22-24-26 28-29-30 32-34-35 36-37-38 39-40-41 42-44-45 46-47-48 50-52-54 56</p>	

www.rpv.it

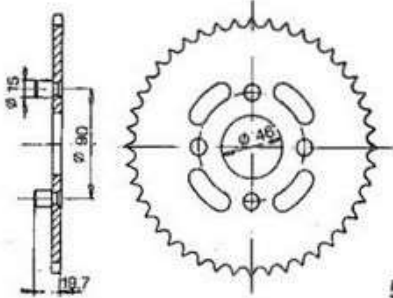
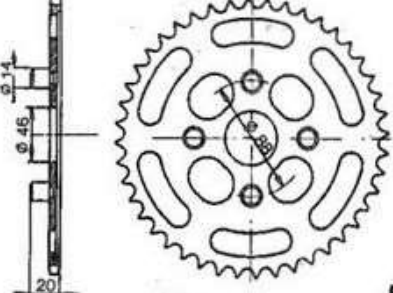
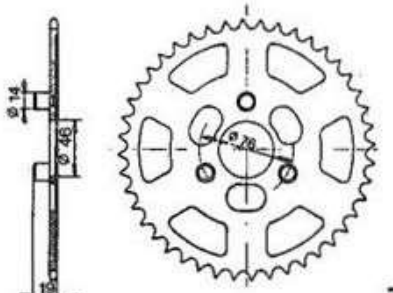
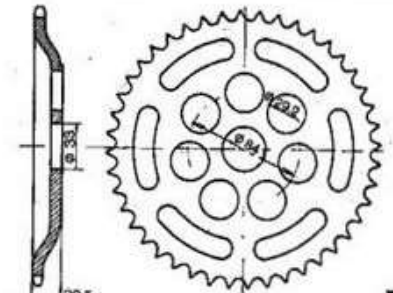
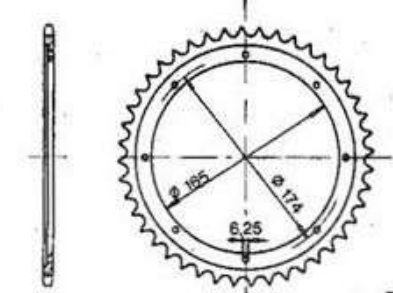
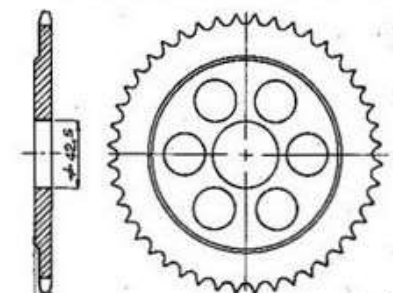
ARTICOLO / PART NUMBER	ADATTO PER / SUITABLE FOR	PASSO E DIM. / PITCH AND DIM.	NUM. ORIG. / ORIG. NR.
 <p style="text-align: right;">152</p>	<p>GARELLI</p> <p>48 Vip 2-3-4 Ruote in lega</p>	<p>1/2x3/16" R. 7,75</p> <p>Z 30 32 33 34 35 40 45</p>	
 <p style="text-align: right;">264</p>	<p>GARELLI</p> <p>48 Record, Mini Bike</p>	<p>1/2x3/16" R. 7,75</p> <p>Z 25-28 30-32 34-36 38-40 44</p>	
 <p style="text-align: right;">319</p>	<p>GARELLI</p> <p>50 CR KL 5 Vel.</p>	<p>1/2x3/16" R. 7,75</p> <p>Z 34-36 38-40 42-44 46-48 50-52 54-56 58-60</p>	
 <p style="text-align: right;">374</p>	<p>GARELLI</p> <p>48 Record 50 M 2/3 Mod. 351, TZE, TL, Junior</p>	<p>1/2x3/16" R. 7,75</p> <p>Z 28 29 30 34 36 38</p>	
 <p style="text-align: right;">503</p>	<p>GARELLI</p> <p>48 cc.</p>	<p>1/2x3/16" R. 7,75</p> <p>Z 40 42 46 50</p>	
 <p style="text-align: right;">378</p>	<p>GILERA</p> <p>50 TS (1982)</p>	<p>1/2x5/16" R. 8,51</p> <p>Z 42</p>	

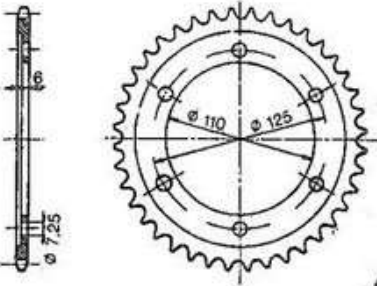
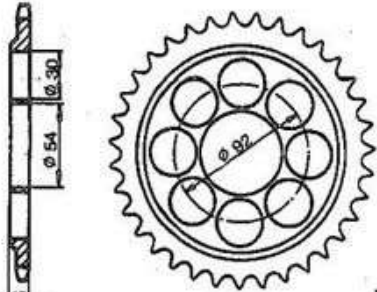
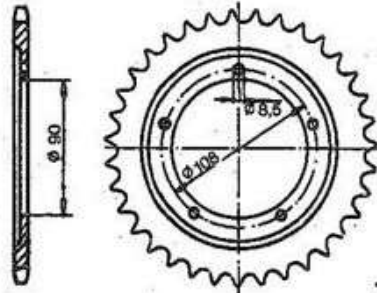
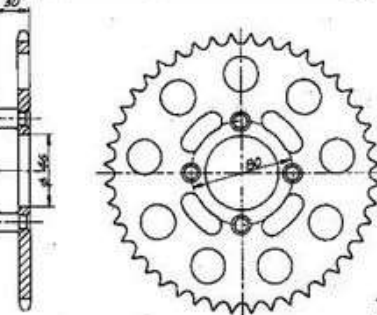
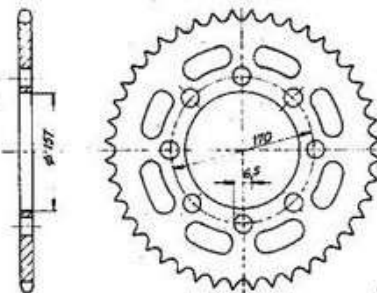
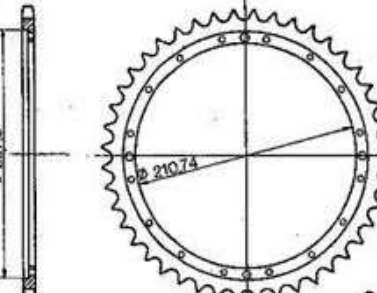
www.rpv.it

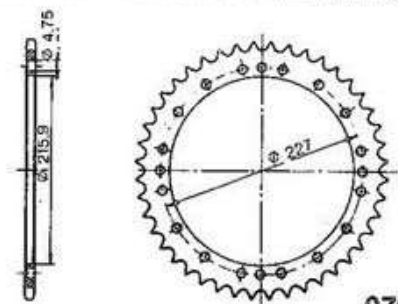
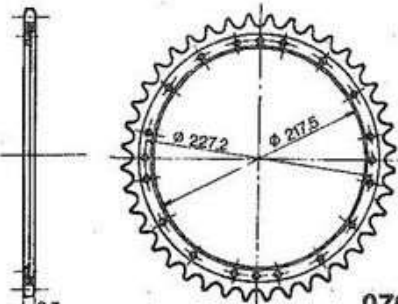
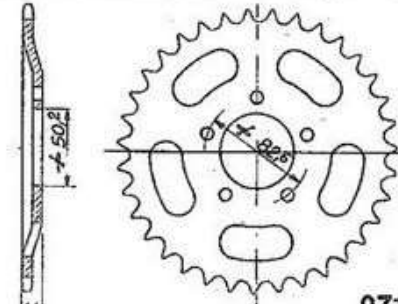
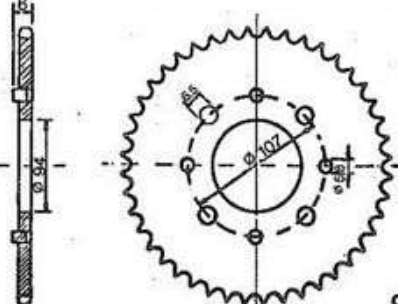
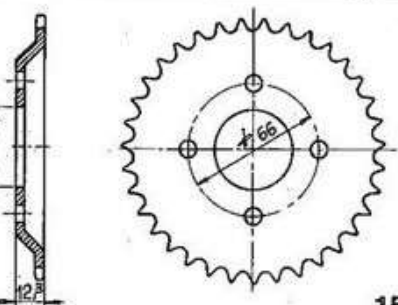
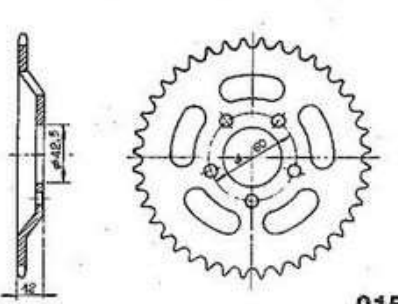
ARTICOLO / PART NUMBER	ADATTO PER / SUPIABE FOR	PASSO E DIM PITCH AND DIM	NUM. ORIG. ORIG. NR.
 <p style="text-align: right;">379</p>	<p>GILERA</p> <p>50 TL 4 Vel.</p>	<p>1/2x3/16" R. 7,75</p> <p>Z 38 40 42 48 50</p>	
 <p style="text-align: right;">557</p>	<p>GILERA</p> <p>50 7 HP Trial, 50 Touring</p>	<p>1/2x1/4" R. 7,75</p> <p>Z 38 42 48</p>	
 <p style="text-align: right;">485</p>	<p>GILERA</p> <p>125 TG 1 MIX, TG2, TG3 175 Giubileo, 200 4 T (1979)</p>	<p>1/2x5/16" R. 8,51</p> <p>Z 40-41 42-43 44-45 46-47 50-52</p>	
 <p style="text-align: right;">548</p>	<p>GILERA</p> <p>98/125/150 Giubileo 98/125 5 Vel. 6 giorni 202 Super</p>	<p>1/2x5/16" R. 8,51</p> <p>Z 45 50 52 54</p>	<p>29979 29967 29863</p>
 <p style="text-align: right;">551</p>	<p>GILERA</p> <p>50 GR 2 (1977) 125/150 4 Vel. 125/175 5 Vel. RG Casa RG. Competizione, CR</p>	<p>1/2x5/16" R. 8,51</p> <p>Z 50 53 58 60 62 63 65</p>	
 <p style="text-align: right;">560</p>	<p>GILERA</p> <p>125 TG 1 Ruote a raggi 150 Arcore</p>	<p>1/2x5/16" R. 8,51</p> <p>Z 49 52 54</p>	

ARTICOLO / PART NUMBER	ADATTO PER / SUITABLE FOR	BASSO E DIM. PITCH AND DIM	NUM. ORIG. ORIG. NR
	GILERA 125 Arcore 5 Vel.	1/2x5/16" R. 8,51 Z 48 50 54	
	GUZZI 49 Dingo Turismo	1/2x3/16" R. 7,75 Z 37	
	GUZZI 50 CR, Nibbio, Magnum	1/2x3/16" R. 7,75 Z 38 42 44 45 46 48 50	
	GUZZI 49 Dingo CR Super, Monomarcia, GT 3/4 Vel.	1/2x3/16" R. 7,75 Z 26 30 32 34 36 42 46	
	GUZZI 125 Turismo	1/2"x5,2 mm R. 8,51 Z 38	
	GUZZI 250 TS	1/2x5/16" R. 8,51 Z 40-41 42-43 44-45 46-48 50-52	

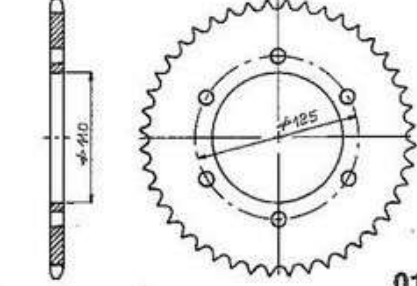
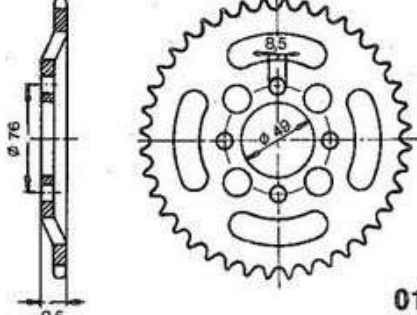
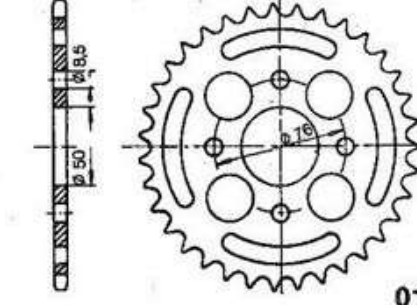
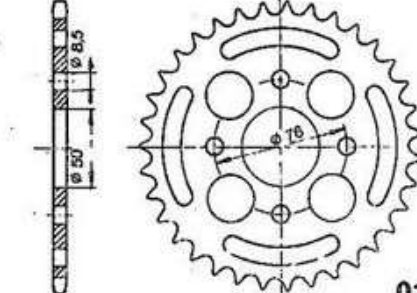
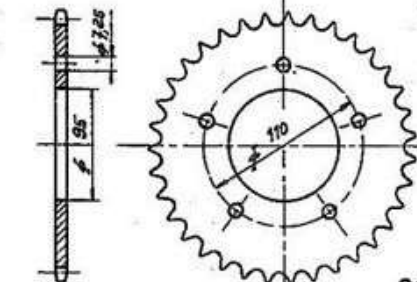
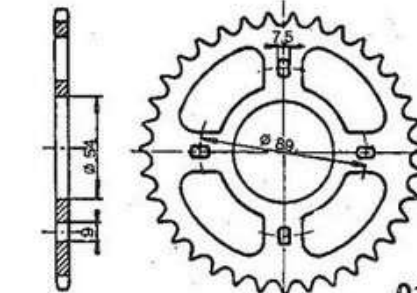
www.rpw.it

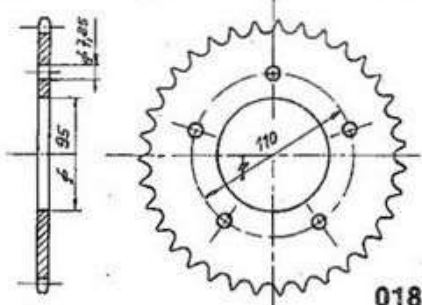
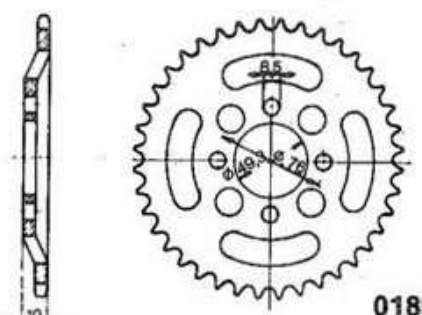
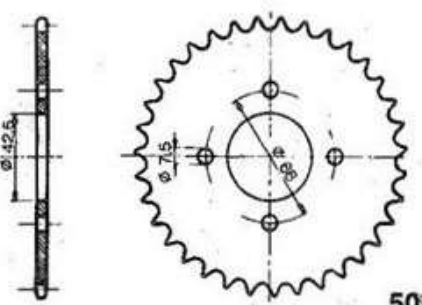
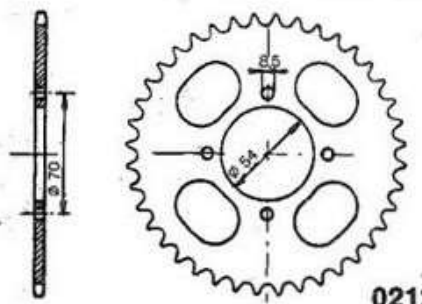
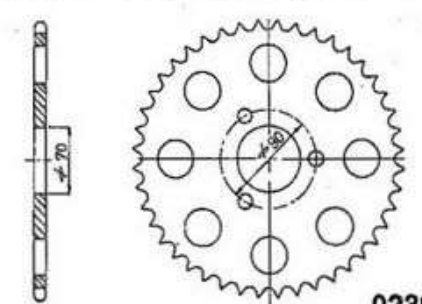
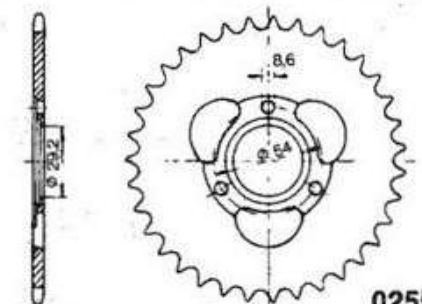
ARTICOLO / PART NUMBER	ADATTO PER / SUITABLE FOR	PASSO E DIM. PITCH AND DIM.	NUM. ORIG. ORIG. NR.
 <p style="text-align: right;">544</p>	<p>GUZZI</p> <p>125 Tutto Terreno</p>	<p>1/2"x5,2 mm R. 8,51</p> <p>Z 44</p>	
 <p style="text-align: right;">548</p>	<p>GUZZI</p> <p>125 5 Vel. Scrambler 125/160 5 Vel. Stornello</p>	<p>1/2x5/16" R. 8,51</p> <p>Z 45 @ 50 52 54</p>	
 <p style="text-align: right;">712</p>	<p>GUZZI</p> <p>98/110 Zigolo Lusso</p>	<p>1/2x1/4" R. 7,75</p> <p>Z 51</p>	
 <p style="text-align: right;">722</p>	<p>GUZZI</p> <p>160/175/192 Galletto</p>	<p>1/2x5/16" R. 8,51</p> <p>Z 49</p>	
 <p style="text-align: right;">735</p>	<p>GUZZI</p> <p>125 Stornello RG, 175/235 Lodola</p>	<p>1/2x5/16" R. 8,51</p> <p>Z 52 55 56 57</p>	
 <p style="text-align: right;">744</p>	<p>GUZZI</p> <p>250 Airone</p>	<p>5/8x1/4" R. 10,16</p> <p>Z 43</p>	

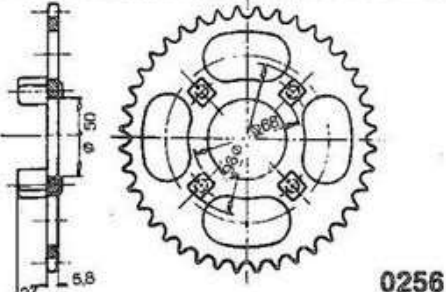
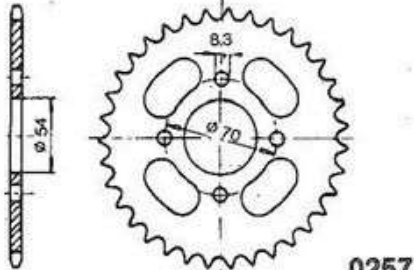
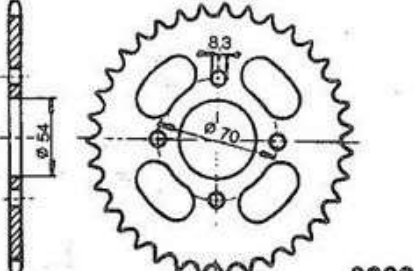
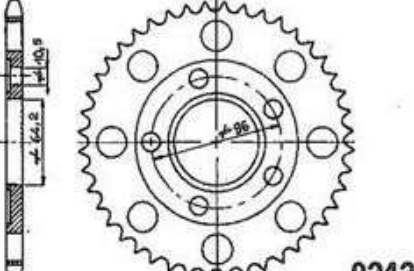
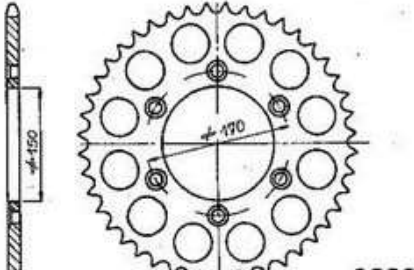
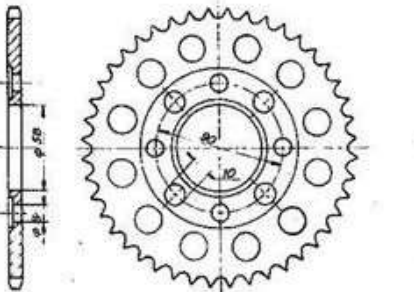
ARTICOLO / PART NUMBER	ADATTO PER / SUITABLE FOR	PASSO E DIM. PITCH AND DIM	NUM. ORIG. ORIG. NR.
 <p style="text-align: right;">490</p>	<p>GUZZI</p> <p>350/400 GTS 4 cilindri</p>	<p>5/8x3/8" R. 10,16</p> <p>Z 36 38 41</p>	
 <p style="text-align: right;">773</p>	<p>GUZZI</p> <p>500 Falcone 1° Tipo</p>	<p>5/8x1/4" R. 10,16</p> <p>Z 36 39</p>	
 <p style="text-align: right;">774</p>	<p>GUZZI</p> <p>500 Nuovo Falcone</p>	<p>5/8x3/8" R. 10,16</p> <p>Z 35</p>	
 <p style="text-align: right;">700</p>	<p>HARLEY DAVIDSON</p> <p>125 SST, SXT, SS</p>	<p>1/2"x5,2 mm R. 8,51</p> <p>Z 59 60</p>	<p>22801</p>
 <p style="text-align: right;">708</p>	<p>HARLEY DAVIDSON</p> <p>175/250 SS, SX, SST</p>	<p>5/8x1/4" R. 10,16</p> <p>Z 49 50</p>	<p>21098 21099</p>
 <p style="text-align: right;">0705</p>	<p>HARLEY DAVIDSON</p> <p>1000 cc. (1961) 1200 cc. (1974)</p>	<p>5/8x3/8" R. 10,16</p> <p>Z 51</p>	<p>41470-13</p>

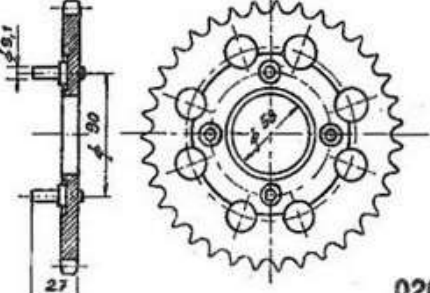
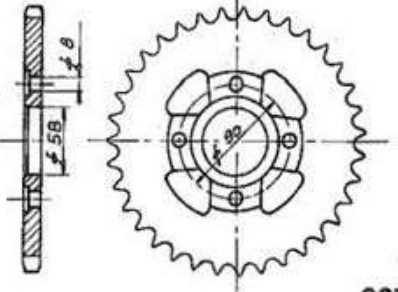
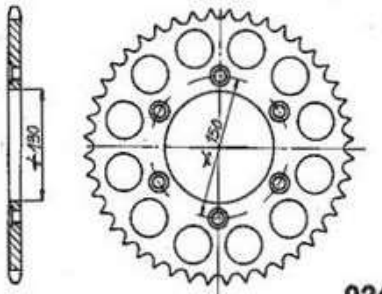
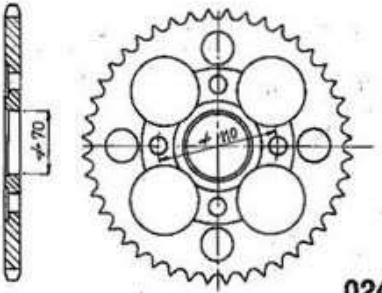
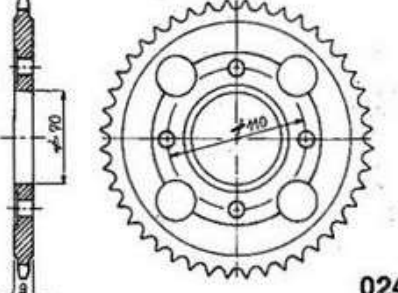
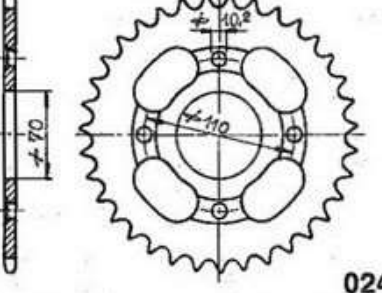
ARTICOLO / PART NUMBER	ADATTO PER / SUPLIABLE IS PER	PASSO E DIM. / PITCH AND DIM.	NUM. ORIG. / ORIGINAL
 <p>0706</p>	<p>HARLEY DAVIDSON</p>	<p>5/8x3/8" R. 10,16 Z 51</p>	
 <p>0707</p>	<p>HARLEY DAVIDSON 1200 Electra Glide</p>	<p>5/8x3/8" R. 10,16 Z 51</p>	<p>41470-62</p>
 <p>0713</p>	<p>HARLEY DAVIDSON 1200 Electra Glide</p>	<p>5/8x3/8" R. 10,16 Z 47 49 51</p>	<p>41470-73</p>
 <p>95</p>	<p>HERCULES Moped P1 Mofa M. 1, M. 2 Prima, Prima, 2</p> <p>Sachs Nabe H 906</p>	<p>1/2x3/16" R. 7,75 Z 33 44 50</p>	<p>0890-210-000 0890-211-000</p>
 <p>152</p>	<p>HERCULES Mofa G 3 Mofa Prima G 3</p> <p>Sachs Nabe</p>	<p>1/2x3/16" R. 7,75 Z 32 33 34 35 40 45</p>	<p>0890-223-000</p>
 <p>0155</p>	<p>HERCULES Mokick Supra 4</p> <p>Sachs Nabe</p>	<p>1/2x3/16" R. 7,75 Z 40</p>	<p>0890-237-000</p>

www.rpv.it

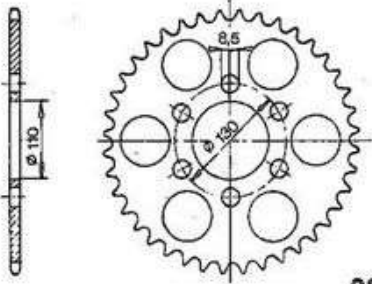
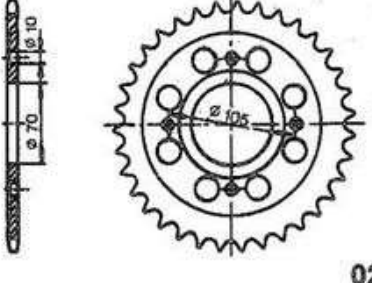
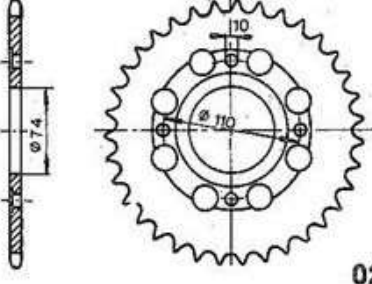
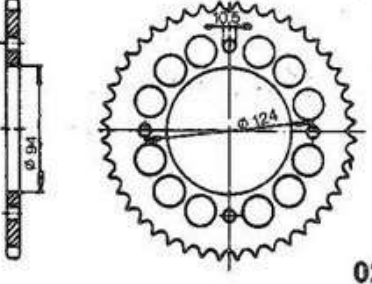
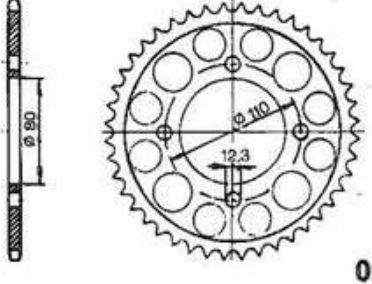
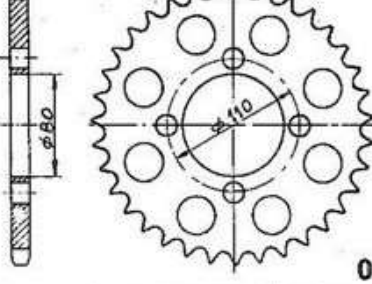
ARTICOLO / PART NUMBER	ADATTO PER / SUITABLE FOR	PASSO E DIM. PITCH AND DIM	NUM. ORIG. ORIG. NR.
 <p style="text-align: right;">0156</p>	<p>HERCULES</p> <p>Ultra 50 RS, Silberfeil Ultra 80, Chopper</p> <p>Sachs Nabe</p>	<p>1/2x1/4" R. 8,51</p> <p>Z 41</p>	<p>0890-230-002</p>
 <p style="text-align: right;">0175</p>	<p>HERCULES</p> <p>Mokick 3 X U, 4 X</p> <p>Sachs Nabe HS 115 V</p>	<p>1/2x3/16" R. 7,75</p> <p>Z 35</p>	<p>0833-161-000</p>
 <p style="text-align: right;">0177</p>	<p>HERCULES</p> <p>Mokick MK 3 M MK 4 M</p> <p>Sachs Nabe HS 1230</p>	<p>1/2x3/16" R. 7,75</p> <p>Z 35 40</p>	<p>0890-218-000 0890-219-000</p>
 <p style="text-align: right;">0180</p>	<p>HERCULES</p> <p>K 50 Sprint</p> <p>Sachs Nabe HS 1230</p>	<p>1/2x1/4" R. 8,51</p> <p>Z 35</p>	<p>0890-217-000</p>
 <p style="text-align: right;">0181</p>	<p>HERCULES</p> <p>KR 50 RL, RLC K 50 Ultra K 50 Ultra II, II LC Ultra 80 AC Chopper</p>	<p>1/2x1/4" R. 8,51</p> <p>Z 34 35 41</p>	<p>0890-230-000 0890-243-000</p>
 <p style="text-align: right;">0183</p>	<p>HERCULES</p> <p>K 50 SL, RL, SE K 50 SX, RX, RE</p> <p>Sachs Nabe H 1361, HS 1401, 1405</p>	<p>1/2x1/4" R. 8,51</p> <p>Z 33 35</p>	<p>0833-125-001 0833-132-000 0890-213-000</p>

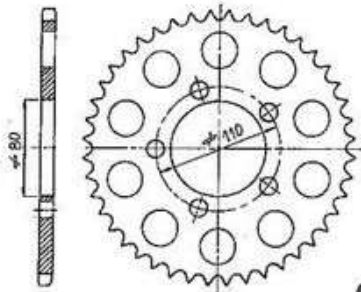
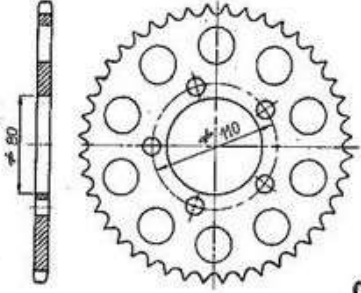
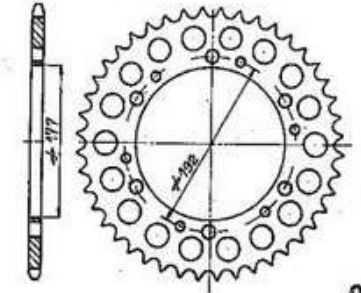
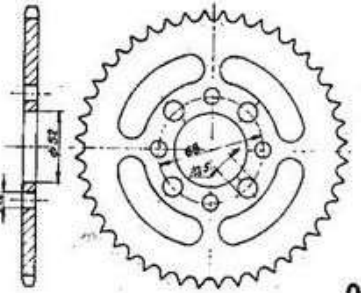
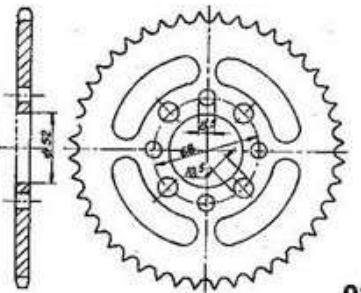
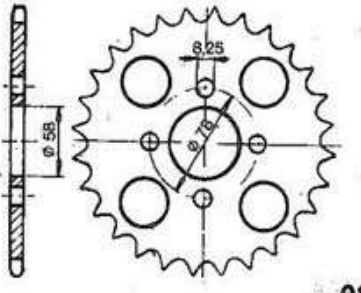
ARTICOLO / PART NUMBER	ADATTO PER / SUITABLE FOR	PASSO E DIM. PITCH AND DIM	NUM. ORIG. ORIG. NR.
 <p style="text-align: right;">0184</p>	<p>HERCULES</p> <p>MK 2, MK 2 S Mokick Supra 4 GP</p> <p>Sachs Nabe</p>	<p>1/2x3/16" R. 7,75</p> <p>Z 35 40</p>	<p>0890-231-000</p>
 <p style="text-align: right;">0189</p>	<p>HERCULES</p> <p>K 50</p> <p>Sachs Nabe HS 115 V</p>	<p>1/2x1/4" R. 8,51</p> <p>Z 35</p>	<p>0833-116-000</p>
 <p style="text-align: right;">505</p>	<p>HERCULES</p> <p>Moped MO 2, MP 4 MF3, MF4 HR 1 P3, M 4, M 5, HR 2 Prima 4, Prima 4 S Prima 5, Prima 5 S Optima 3, Optima 4</p>	<p>1/2x3/16" R. 7,75</p> <p>Z 28 32 36 39 40 44 47 50</p>	<p>0890-200-000 0890-206-000 0890-207-000 0890-208-000 0890-222-000 0890-229-000 0890-223-000</p>
 <p style="text-align: right;">0212</p>	<p>HONDA</p> <p>C 50 Super Cub C 70, 100, 110, 111 C 112, 114, 115</p>	<p>1/2x1/4" R. 7,75 (420)</p> <p>Z 41</p>	<p>41201-001-811</p>
 <p style="text-align: right;">0239</p>	<p>HONDA</p> <p>MB 5, MT 5 MB 8, MT 8 MTX 80 MBX 80 CR 80</p>	<p>1/2x1/4" R. 7,75 (420)</p> <p>Z 38 40 42 45 47</p>	<p>41201-180-000 41201-166-640 41201-167-000 41201-166-600 41201-166-660</p>
 <p style="text-align: right;">0255</p>	<p>HONDA</p> <p>Z 50 K1 Z 50 A Monkey</p>	<p>1/2x1/4" R. 7,75 (420)</p> <p>Z 33 35 39</p>	<p>41201-045-673</p>

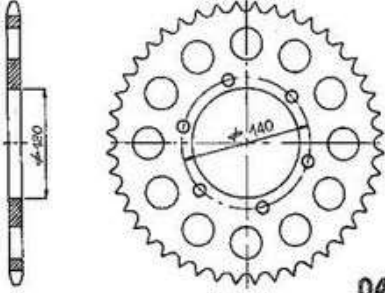
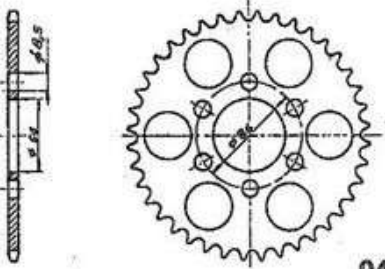
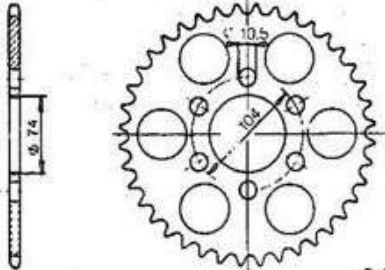
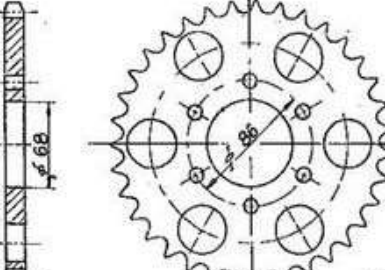
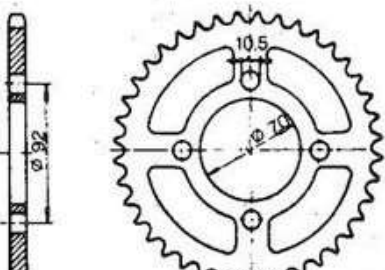
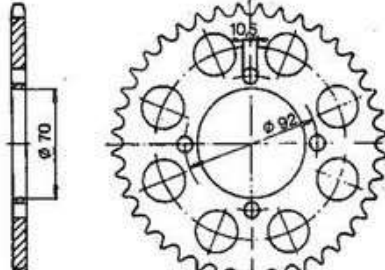
ARTICOLO / PART NUMBER	ADATTO PER / SUITABLE FOR	PASSO E DIM. PITCH AND DIM.	NUM. ORIG. ORIG. NR.
	<p>HONDA</p> <p>CY 50 SS 50 XL 50 CB 50 J ST 50, ST 70 Dax ST 70 G 2 Dax</p>	<p>1/2x1/4" R. 7,75 (420)</p> <p>Z 35 38 41 42 43</p>	<p>41201-098-970 41201-051-690 41201-051-000 41201-149-000 41201-151-610</p>
	<p>HONDA</p> <p>50 Cub Sport C 50 Plain C 100</p>	<p>1/2x1/4" R. 8,51 (420)</p> <p>Z 36 38 40 41</p>	<p>C 100-6433 41201-041-010</p>
	<p>HONDA</p> <p>C 90, CM 90 S 90, STD C 90 K1, C 200</p>	<p>1/2x5/16" R. 8,51 (428)</p> <p>Z 40</p>	<p>41201-030-000</p>
	<p>HONDA</p> <p>XLRC 125 Pro-Link</p>	<p>1/2x5/16" R. 8,51 (428)</p> <p>Z 53</p>	<p>41200-KB9-000</p>
	<p>HONDA</p> <p>CR 125 RA (1980)</p>	<p>5/8x1/4" R. 10,16 (520)</p> <p>Z 51</p>	<p>41201-444-810</p>
	<p>HONDA</p> <p>CB 100 K2, K3 XL 100 S ZAB XR 125, CG 125 SL 125, CM 125 CB 125 S Italia, Twin XL 125 S2, TL K2, K3 CB 125 S1, S3, K3, K5, T, T2 CB 175, CD 175, CD 185 XL 185 S, CM 200</p>	<p>1/2x5/16" R. 8,51 (428)</p> <p>Z 34 35 37 38 39 40 43 44 47 49 51</p>	<p>41201-397-600 41200-419-000 41201-168-000 41201-383-610 41201-397-000 41201-399-000 41201-107-670 41201-382-610 41200-437-620 41201-247-000 41201-437-600 41201-331-670</p>

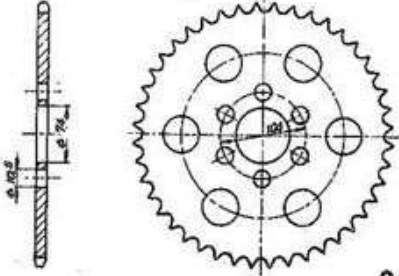
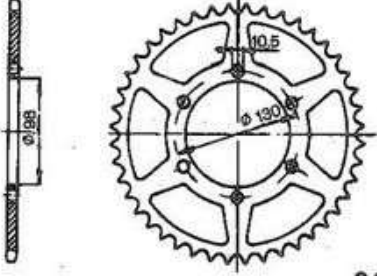
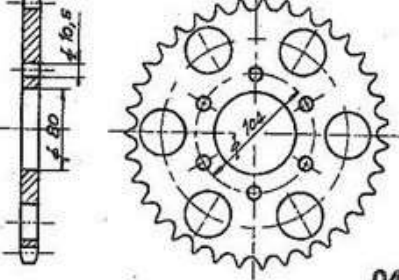
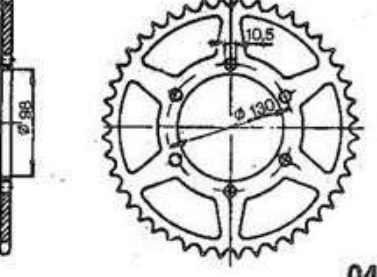
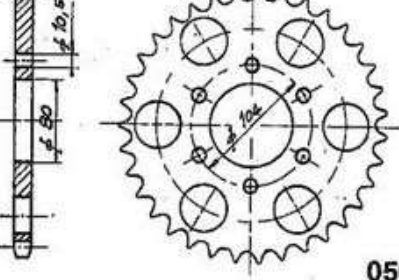
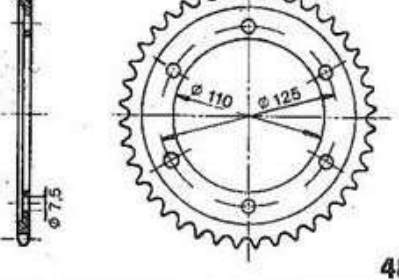
ARTICOLO / PART NUMBER	ADATTO PER / SUITABLE FOR	PASSO E DIM. PITCH AND DIM	NUM. ORIG. ORIG. NR.
 <p style="text-align: right;">0267</p>	<p>HONDA</p> <p>CD 175 K 3, 4, 5</p>	<p>1/2x5/16" R. 8,51 (428)</p> <p>Z 39</p>	<p>41201-302-010</p>
 <p style="text-align: right;">0279</p>	<p>HONDA</p> <p>CB 200</p>	<p>5/8x1/4" R. 10,16 (520)</p> <p>Z 35</p>	<p>41201-343-010</p>
 <p style="text-align: right;">0245</p>	<p>HONDA</p> <p>XL 250 S XR 250 DR 250 DR 400 XR 500 Z XL 500 SZ</p>	<p>5/8x1/4" R. 10,16 (520)</p> <p>Z 39 48 51 53</p>	<p>41201-435-720 41201-429-000 41201-428-000</p>
 <p style="text-align: right;">0246</p>	<p>HONDA</p> <p>CB 250 Super Dream CB 250 T, N, Euro Sport CB 400 T, N, Euro sport</p>	<p>5/8x3/8" R. 10,16 (530)</p> <p>Z 36 37 41</p>	<p>41200-413-630 41200-413-780 41200-414-710</p>
 <p style="text-align: right;">0247</p>	<p>HONDA</p> <p>CB 250 Super Dream (1981) CB 250 N, B (1982) CB 400 N, B</p>	<p>5/8x1/4" R. 10,16 (520)</p> <p>Z 36 41</p>	<p>41200-443-630 41200-442-630</p>
 <p style="text-align: right;">0248</p>	<p>HONDA</p> <p>CB 250 RSA (1981)</p>	<p>5/8x1/4" R. 10,16 (520)</p> <p>Z 44</p>	<p>41200-471-000</p>

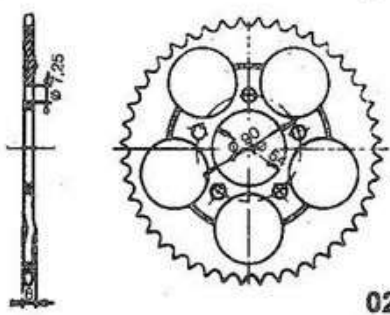
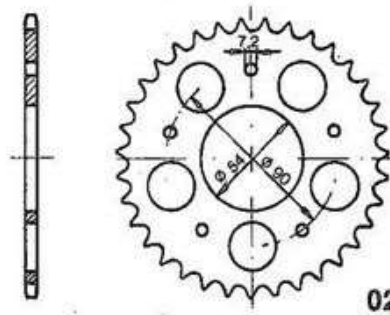
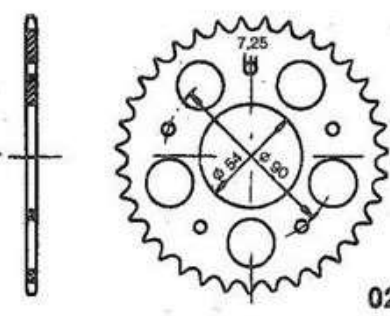
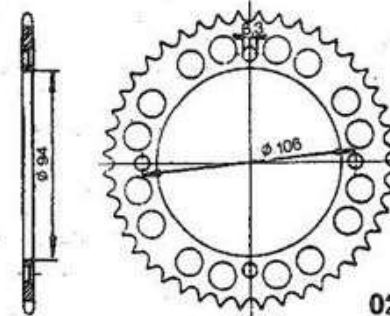
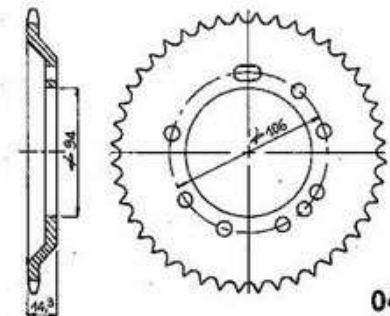
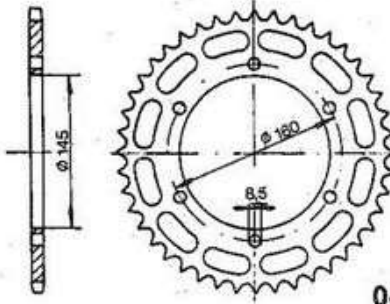


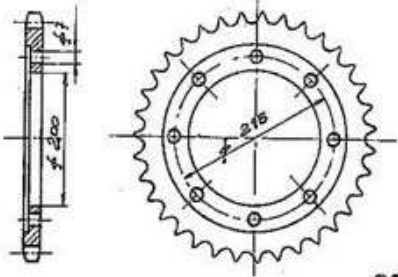
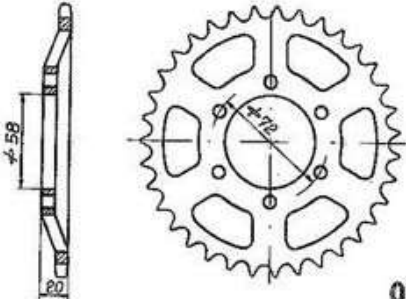
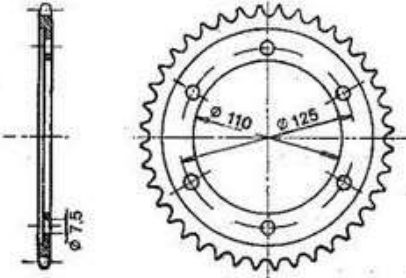
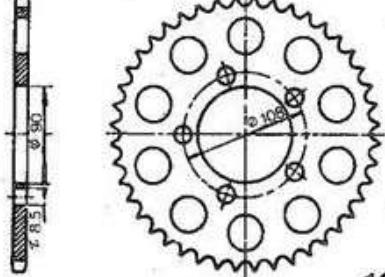
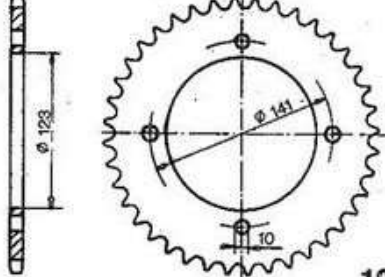
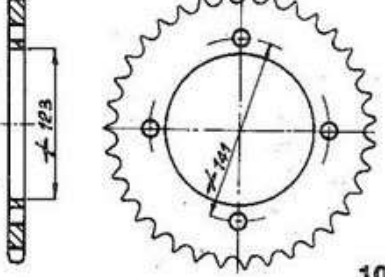
ARTICOLO / PART NUMBER	ADATTO PER / SUITABLE FOR	PASSO E DIM PITCH AND DIM	NUM. ORIG. ORIG. NR.
 <p style="text-align: right;">0277</p>	<p>HONDA</p> <p>XL 250 Enduro</p>	<p>5/8x1/4" R. 10,16 (520)</p> <p>Z 45</p>	<p>41201-329-730</p>
 <p style="text-align: right;">0278</p>	<p>HONDA</p> <p>CL 250 K 3 CB 250 K 1, 4 CB 250 B 3, 4, G 5 CB 350 B 3, 4 CB 350 F K 3, 4 CL 350 K 3, 4 CB 360 Discobolo SL 350, CB 400 F 1 CB 400/4</p>	<p>5/8x3/8" R. 10,16 (530)</p> <p>Z 36 38</p>	<p>41201-287-020 41201-291-020</p>
 <p style="text-align: right;">0280</p>	<p>HONDA</p> <p>CL 450 K 3 CB 450 K 3/5 CB 500 T</p>	<p>5/8x3/8" R. 10,16 (530)</p> <p>Z 33 35</p>	<p>41201-283-870 41201-283-000</p>
 <p style="text-align: right;">0282</p>	<p>HONDA</p> <p>CB 500 F CB 500 K 1 CB 550 K 3 CB 550 F, Z</p>	<p>5/8x3/8" R. 10,16 (530)</p> <p>Z 34 36 37</p>	<p>41201-323-010 41201-374-000</p>
 <p style="text-align: right;">0284</p>	<p>HONDA</p> <p>CB 650 CB 750 FB 750 F1, K2, K6</p>	<p>5/8x3/8" R. 10,16 (530)</p> <p>Z 40 45 46 48</p>	<p>41200-426-000 41205-300-000 41201-300-870</p>
 <p style="text-align: right;">0333</p>	<p>HONDA</p> <p>CB 750 KZ CB 750 F2 CB 750 K7</p>	<p>3/4x3/8" R. 11,91 (630)</p> <p>Z 38 40 41 43</p>	<p>41200-425-670 41201-405-000 41201-410-000</p>

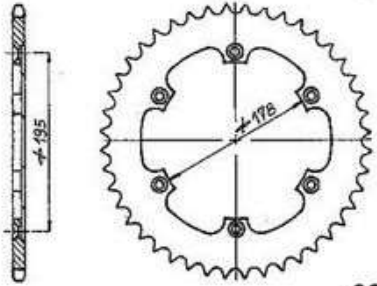
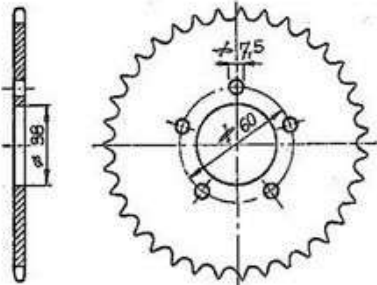
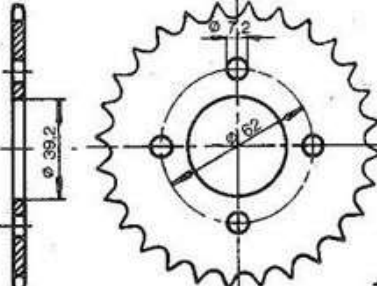
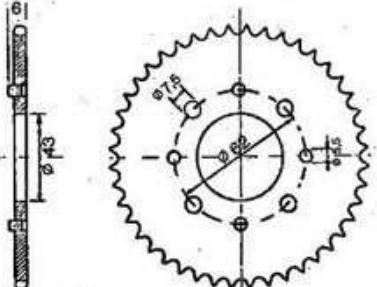
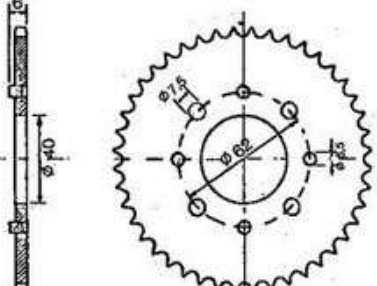
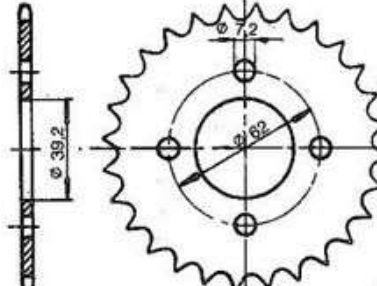
ARTICOLO / PART NUMBER	ADATTO PER / SUITABLE FOR	PASSO E DIM. PITCH AND DIM.	NUM. ORIG. ORIG. NR.
 <p style="text-align: right;">0334</p>	<p>HONDA</p> <p>CBX 550 CB 750 FA CB 900 F, F2 CB 900 Bol d'Or CBX 2 1000 1100 R 82</p>	<p>5/8x3/8" R. 10,16 (530)</p> <p>Z 44 45 46</p>	<p>41200-438-000 41200-445-770</p>
 <p style="text-align: right;">0336</p>	<p>HONDA</p> <p>CBX 1000 (1978) CBX 100 Pro-Link</p>	<p>3/4x3/8" R. 11,91 (630)</p> <p>Z 33 35 42</p>	<p>41200-422-640 41200-422-000 41200-MA2-000</p>
 <p style="text-align: right;">0223</p>	<p>HUSQVARNA</p> <p>175 CR, RG 250 CR, WR 350 CR, WR 390 CR, WR 430 CR, WR</p>	<p>5/8x1/4" R. 10,16</p> <p>Z 53 56</p>	<p>15-16-606 15-16-656</p>
 <p style="text-align: right;">0801</p>	<p>KAWASAKI</p> <p>AE 50/80 AR 50/80 85 J1 90 G1</p>	<p>1/2x1/4" R. 7,75 (420)</p> <p>Z 32-35 37-38 40-43 45-46 49 50</p>	<p>42041-1069</p>
 <p style="text-align: right;">0802</p>	<p>KAWASAKI</p> <p>90 GA 100 D 1 KH 100 G</p>	<p>1/2x5/16" R. 8,51 (428)</p> <p>Z 32 34 37 39 40 42 43 45 46</p>	<p>42041-158</p>
 <p style="text-align: right;">0810</p>	<p>KAWASAKI</p> <p>KH 100 KH 125, K1 - K2</p>	<p>1/2x5/16" R. 8,51 (428)</p> <p>Z 41 43 46 47 50</p>	<p>42041-170</p>

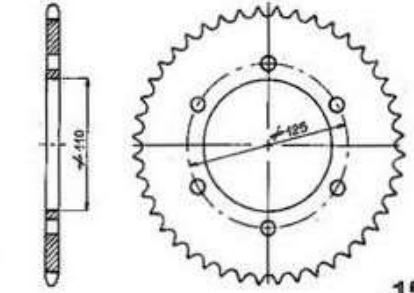
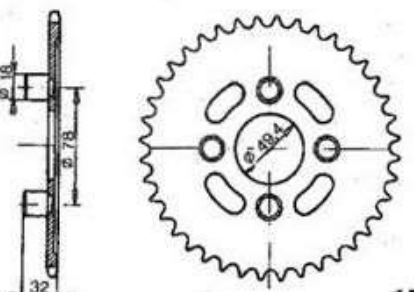
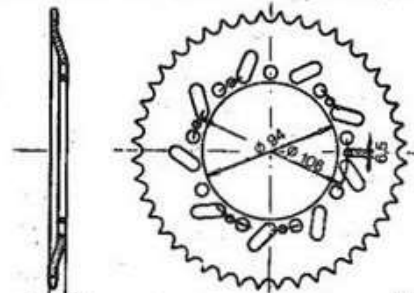
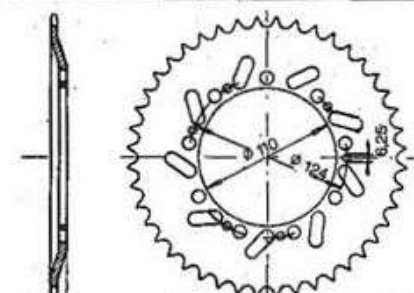
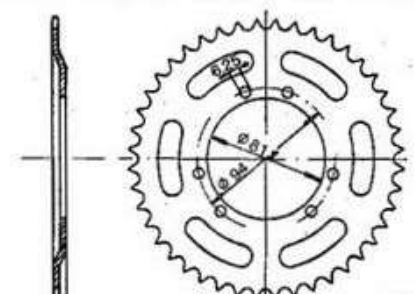
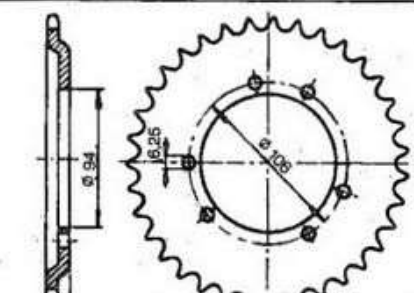
ARTICOLO / PART NUMBER	ADATTO PER / SUITABLE FOR	PASSO E DIM. PITCH AND DIM.	NUM. ORIG. ORIG. NR.
 <p>0469</p>	<p>KAWASAKI KE 175 D1 - D2 - D3</p>	<p>1/2x5/16" R. 8,51 (428) Z 44</p>	<p>42041-1050</p>
 <p>0471</p>	<p>KAWASAKI KS 125/175 KE 125/175</p>	<p>1/2x5/16" R. 8,51 (428) Z 45 50</p>	<p>42041-150 42041-146</p>
 <p>0472</p>	<p>KAWASAKI 250 F11 250 Trial</p>	<p>5/8x5/16" R. 10,16 (525) Z 45</p>	<p>42041-113</p>
 <p>0473</p>	<p>KAWASAKI Z 200 KZ 200 Z 250 C .G</p>	<p>5/8x1/4" R. 10,16 (520) Z 37 40</p>	<p>42041-1042 42041-1002</p>
 <p>0474</p>	<p>KAWASAKI KH 250 250 S1, S1A, S1B</p>	<p>5/8x5/16" R. 10,16 (525) Z 48</p>	<p>42041-115</p>
 <p>0476</p>	<p>KAWASAKI Z 250 J, A1 Z 400 D KH 400 Z 440 C Z 500 B, B 2</p>	<p>5/8x3/8" R. 10,16 (530) Z 35 38 40 41 44</p>	<p>42041-033 42041-063 42041-166 (1015) 42041-138 42041-152</p>

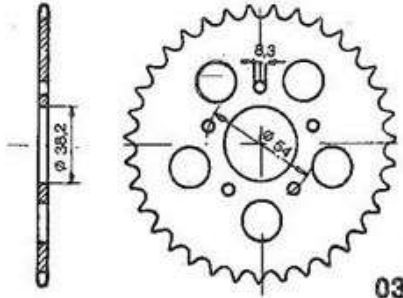
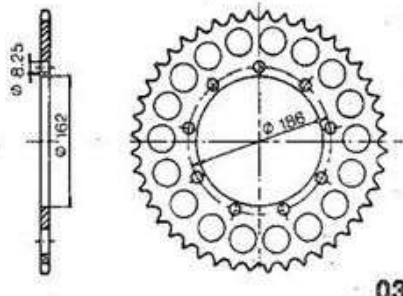
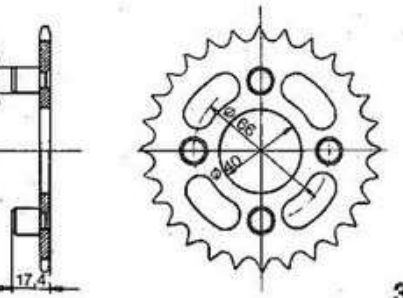
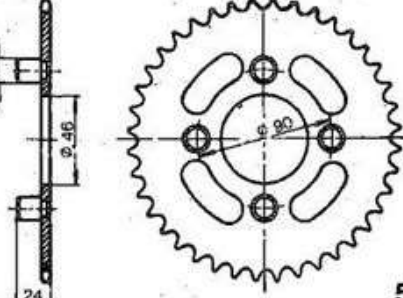
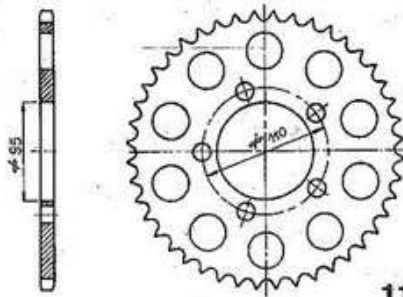
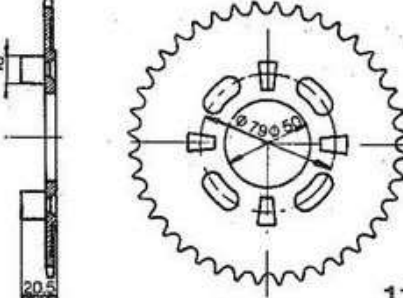
ARTICOLI / PART NUMBER	ADATTO PER / EQUIVALENTE FOR	PASSO E DIM / PITCH AND DIM	NUM. ORIG. / ORIG. NR.
 <p style="text-align: right;">0481</p>	<p>KAWASAKI</p> <p>Z 400 J 4 Cyl KH 500 Z 550 550 GPZ Z 650 AB, B1, B2</p>	<p>5/8x3/8" R. 10,16 (530)</p> <p>Z 38 40 42 43 45 47</p>	<p>42041-1045 42041-165 42041-047 42041-048 42041-077</p>
 <p style="text-align: right;">0482</p>	<p>KAWASAKI</p> <p>750 H2 Mach IV 3 Cyl.</p>	<p>5/8x3/8" R. 10,16 (530)</p> <p>Z 47</p>	<p>42041-108</p>
 <p style="text-align: right;">0488</p>	<p>KAWASAKI</p> <p>Z 500 GP Z 550 GP, LDT, D1, H1-2 Z 650 D, SR 2/3 Cyl Z 750 2 Cyl</p>	<p>5/8x3/8" R. 10,16 (530)</p> <p>Z 38 40 42</p>	<p>42041-160 (1054) 42041-1014 42041-1003</p>
 <p style="text-align: right;">0483</p>	<p>KAWASAKI</p> <p>Z 1 900 Super 4 Z 1 A</p>	<p>3/4x3/8" R. 11,91 (630)</p> <p>Z 33 35</p>	<p>42041-161 42041-118</p>
 <p style="text-align: right;">0501</p>	<p>KAWASAKI</p> <p>Z 650 F 2 - F3 Z 750 E 4 Cyl ZGP 750 2R Z 1000, J, ST Z 1 R 1000, GP GPZ 1100 B1 Z 1100 A, B, LTD</p>	<p>3/4x3/8" R. 11,91 (630)</p> <p>Z 33 34 35 39 41</p>	<p>42041-169 (1010) 42041-1032 42041-1058</p>
 <p style="text-align: right;">485</p>	<p>KRAMER</p> <p>IT 50 MKS IT 50 MKS Special</p>	<p>1/2x5/16" R. 8,51</p> <p>Z 40-41 42-43 44-45 46-48 50-52</p>	

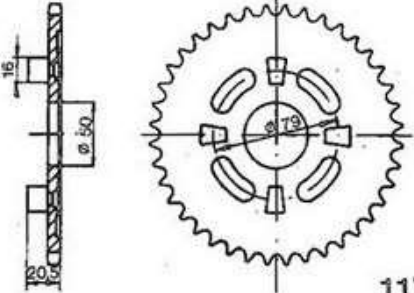
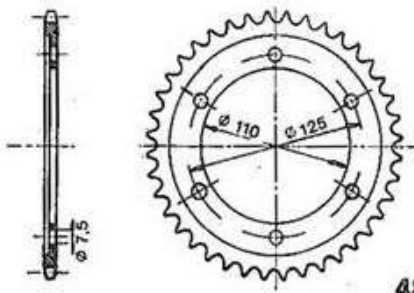
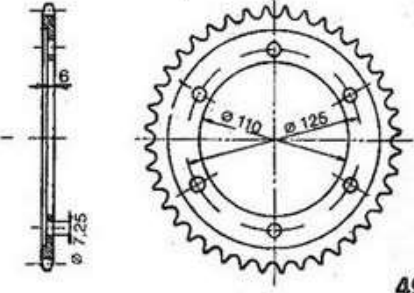
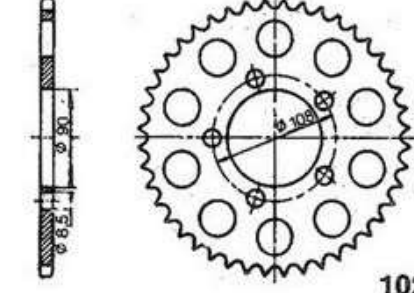
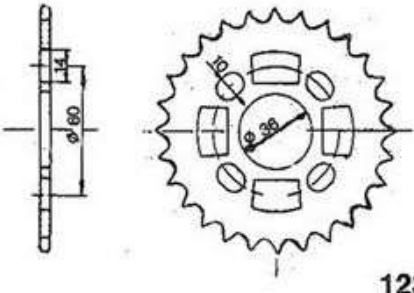
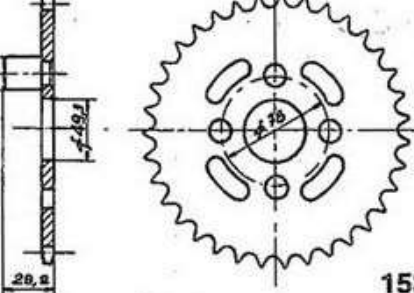
ARTICOLO / PART NUMBER	ADATTO PER / SUITABLE FOR	PASSO E DIM / PITCH AND DIM	NUM. ORIG. / ORIG. NR.
 <p style="text-align: right;">0249</p>	<p>KREIDLER</p> <p>50 Cross</p>	<p>1/2x3/16" R. 7,75</p> <p>Z 56 58 60</p>	
 <p style="text-align: right;">0250</p>	<p>KREIDLER</p> <p>Florett K 52, Super Florett 5 Gang RS K 54/53 RSH K 54/53 H 34 Z bei Hochlenker RS-B, RSH-B RS-L, RSH-L Mustang, Cross Mustang 80 Enduro</p>	<p>1/2x1/4" R. 7,75</p> <p>Z 33 34 35 36</p>	<p>67-90-02 67-94-01 67-94-04 67-94-05</p>
 <p style="text-align: right;">0252</p>	<p>KREIDLER</p> <p>Mokick 3-Gang LF, LH K 54/32 D-A Florett K 54/32 D-B Mokick 4 Gang RM, RMC, K 54/42 D, K 54/404 Flory MF 12, MF 13, MF 23 Mokick 5 Gang RMC-S</p>	<p>1/2x3/16" R. 7,75</p> <p>Z 33 34 35 36 39 40</p>	<p>67-88-02 365-02-01</p>
 <p style="text-align: right;">0253</p>	<p>KREIDLER</p> <p>Mofa 2/4 Gang Moped 2 Gang</p>	<p>1/2x3/16" R. 7,75</p> <p>Z 42</p>	<p>265-02-09</p>
 <p style="text-align: right;">0455</p>	<p>KREIDLER</p> <p>MP 1, MP 2, MF 2, MF 4 bei Hinterradfederung Moped (40 km)-Mofa (25 Km) Mofa Flory MF 20, MF 22</p>	<p>1/2x3/16" R. 7,75</p> <p>Z 36 38 42</p>	<p>265-02-11 265-02-12 265-02-13 a</p>
 <p style="text-align: right;">0890</p>	<p>K.T.M.</p> <p>100 GS 125 GS</p>	<p>1/2x5/16" R. 8,51</p> <p>Z 60</p>	<p>www.rpw.de</p>

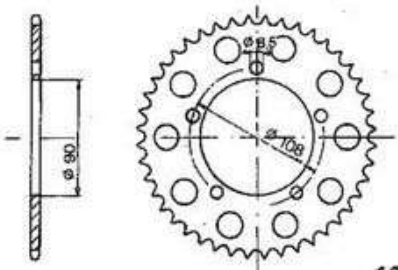
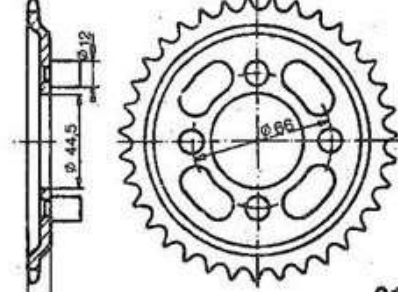
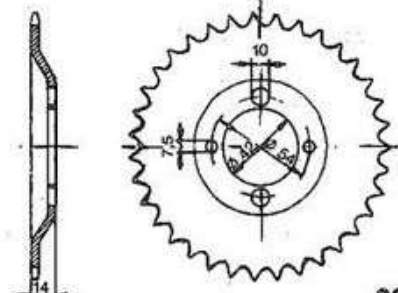
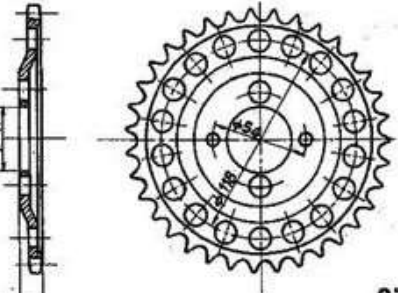
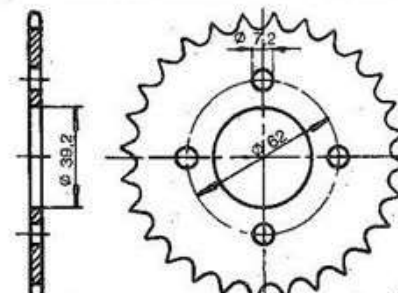
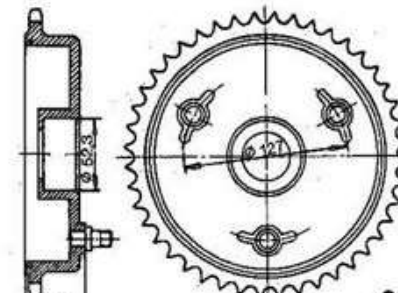
ARTICOLO / PART NUMBER	ADATTO PER / SUITABLE FOR	PASSO E DIM. PIRECH AND DIM	NUM. ORIG. ORIG. NR.
 <p style="text-align: right;">0892</p>	<p>K.T.M.</p> <p>175 GS, CR 250 GS, CR 400 GS, CR</p>	<p>5/8x3/8" R. 10,16</p> <p>Z 52 54</p>	
 <p style="text-align: right;">0655</p>	<p>LAVERDA</p> <p>50 LZ</p>	<p>1/2x3/16" R. 7,75</p> <p>Z 43 47</p>	
 <p style="text-align: right;">485</p>	<p>LAVERDA</p> <p>125 LZ Custom, Sport, Elegant 175 LZ</p>	<p>1/2x5/16" R. 8,51</p> <p>Z 40-41 42-43 44-45 46-48 50-52</p>	
 <p style="text-align: right;">1022</p>	<p>LAVERDA</p> <p>750 GT 5 Vel.</p>	<p>5/8x3/8" R. 10,16</p> <p>Z 32 34 36 38 40 45 46</p>	
 <p style="text-align: right;">1024</p>	<p>LAVERDA</p> <p>500 cc. 750 SF 5 Vel.</p>	<p>5/8x3/8" R. 10,16</p> <p>Z 38 40 42</p>	<p>4121-10-15-87 4121-10-17-89 4121-10-19-82</p>
 <p style="text-align: right;">1025</p>	<p>LAVERDA</p> <p>1000 Jota 1000 RGS 1200 TS</p>	<p>3/4x3/8" R. 11,91</p> <p>Z 34</p>	<p>4121-10-24</p>

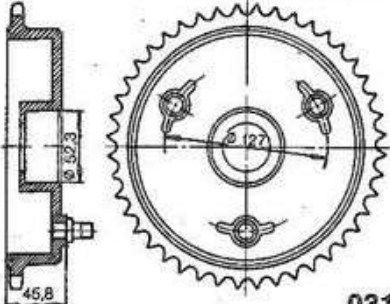
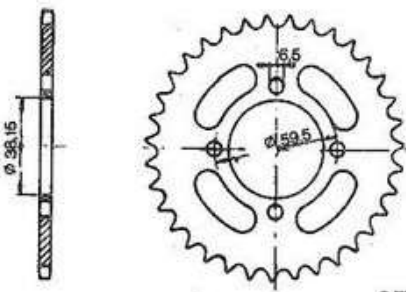
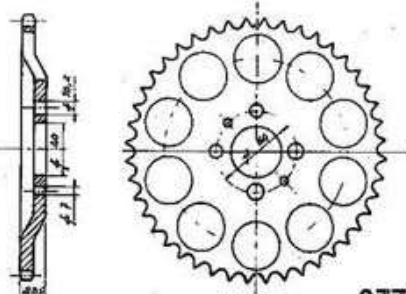
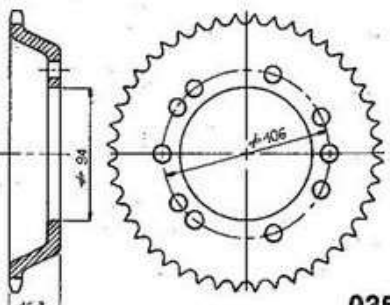
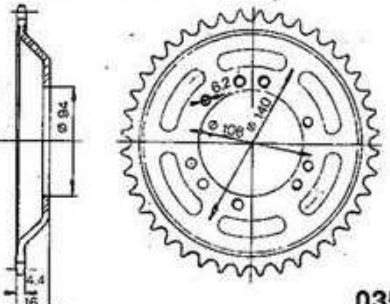
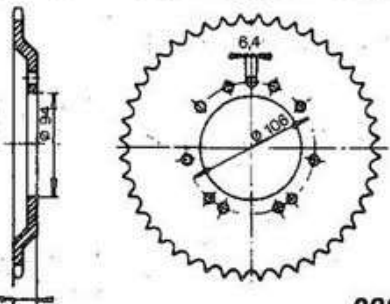
ARTICOLO / PART NUMBER	ADATTO PER / SUITABLE FOR	PASSO E DIM / PITCH AND DIM	NUM. ORIG. / ORIG. NR.
 <p style="text-align: right;">0294</p>	<p>MAICO</p> <p>250 MC, GS 400 MC, GS 490 MC, GS</p>	<p>5/8x1/4" R. 10,16</p> <p>Z 52 56</p>	<p>250.16.003.03</p>
 <p style="text-align: right;">3</p>	<p>MALAGUTI</p> <p>50 Fifty HF 50 Fifty Black, Special</p>	<p>1/2x3/16" R. 7,75</p> <p>Z 22-24 26-28 29-30 32-38 40-42 44-45 46-48 50</p>	
 <p style="text-align: right;">118</p>	<p>MALAGUTI</p> <p>50 Dribling Tre Special Variatore</p>	<p>1/2x3/16" R. 7,75</p> <p>Z 22-24-26 28-29-30 32-34-35 36-37-38 39-40-41 42-44-45 46-47-48 50-52-54 56</p>	
 <p style="text-align: right;">10</p>	<p>MALANCA</p> <p>50 Tigre</p>	<p>1/2x3/16" R. 7,75</p> <p>Z 30 32 34 38 42</p>	
 <p style="text-align: right;">11</p>	<p>MALANCA</p> <p>50 Tigre</p>	<p>1/2x3/16" R. 7,75</p> <p>Z 24 30 32 36 38 42</p>	
 <p style="text-align: right;">118</p>	<p>MALANCA</p> <p>48 2 Più</p>	<p>1/2x3/16" R. 7,75</p> <p>Z 22-24-26 28-29-30 32-34-35 36-37-38 39-40-41 42-44-45 46-47-48 50-52-54 56</p>	

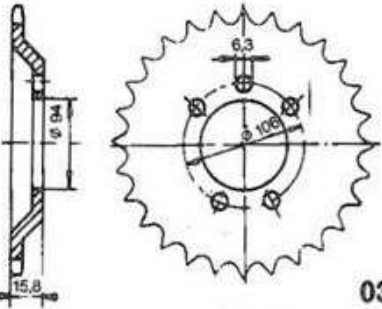
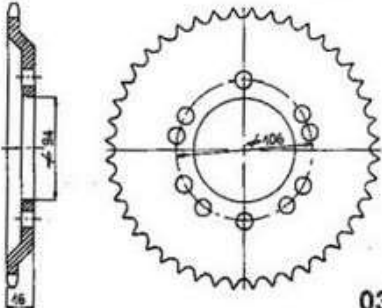
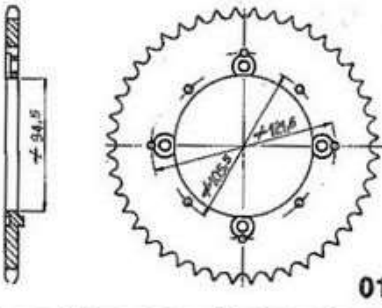
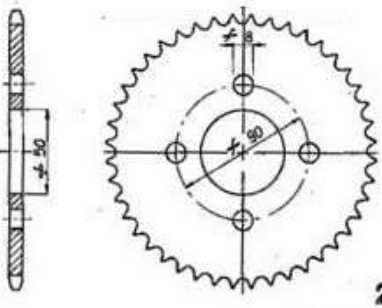
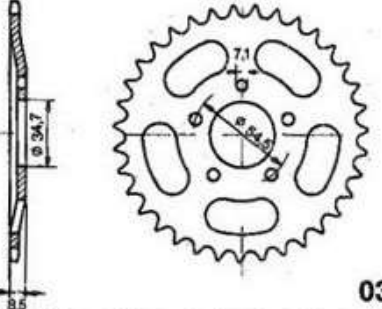
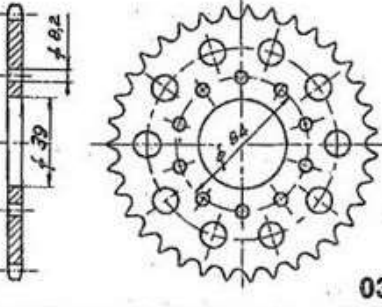
ARTICOLO / PART NUMBER	ADATTO PER / SUITABLE FOR	PASSO E DIM PITCH AND DIM	NUM. ORIG ORIG. NR
 <p style="text-align: right;">1537</p>	<p>MALANCA</p> <p>125 GTI 80 2 C 150 3 GTI Sport Ruote in lega</p>	<p>1/2x5/16" R. 8,51</p> <p>Z 39</p>	
 <p style="text-align: right;">1538</p>	<p>MALANCA</p> <p>125 E 2 C Ruote a raggi</p>	<p>1/2x5/16" R. 8,51</p> <p>Z 39</p>	
 <p style="text-align: right;">0228</p>	<p>MOBYLETTE</p> <p>AV 44 AV 76</p>	<p>1/2x3/16" R. 7,75</p> <p>Z 44</p>	
 <p style="text-align: right;">0230</p>	<p>MOBYLETTE</p> <p>AV 65, 85, 88, 89 50 SP, SPR, SPTT D 50, D 89, D 50 R</p>	<p>1/2x3/16" R. 7,75</p> <p>Z 44 48 54</p>	<p>15776 17045 15909</p>
 <p style="text-align: right;">0232</p>	<p>MOBYLETTE</p> <p>AV 42 "EEG" Cady</p>	<p>1/2x3/16" R. 7,75</p> <p>Z 44</p>	<p>18028</p>
 <p style="text-align: right;">0235</p>	<p>MOBYLETTE</p> <p>AV 40 L, AV 40 TL AV 140 TL, MB 50 N 140 TL, N 150 TL 50 S, 50 L, 50 VS, 50 VL</p>	<p>1/2x3/16" R. 7,75</p> <p>Z 44</p>	<p>20090</p>

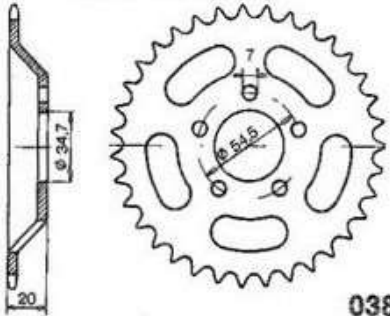
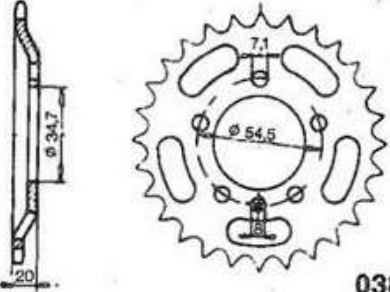
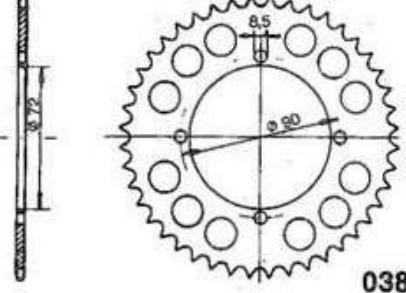
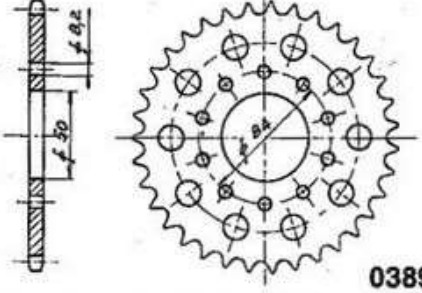
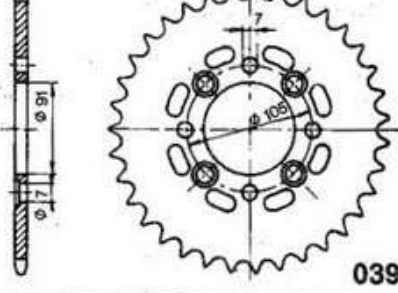
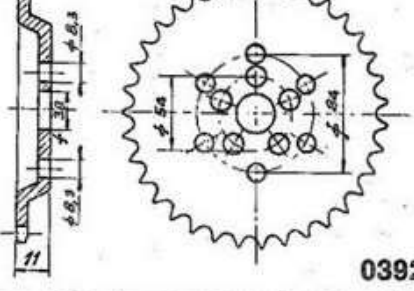
ARTICOLO / PART NUMBER	ADATTO PER / SUITABLE FOR	PASSO E DIM PITCH AND DIM	NUM. ORIG. ORIG. NR.
 <p style="text-align: right;">0309</p>	<p>MONARK</p> <p>Moped</p>	<p>1/2x3/16" R. 7,75</p> <p>Z 30</p>	
 <p style="text-align: right;">0314</p>	<p>MONTESA</p> <p>250 King Scorpion, RG, Enduro 250/360 Cappra VA, VB</p>	<p>5/8x1/4" R. 10,16</p> <p>Z 52 54 56</p>	
 <p style="text-align: right;">374</p>	<p>MORINI</p> <p>50 ZZ</p>	<p>1/2x3/16" R. 7,75</p> <p>Z 28 29 30 34 36 38</p>	
 <p style="text-align: right;">560</p>	<p>MORINI</p> <p>125 H 4 T (1976) Ruote a raggi</p>	<p>1/2x5/16" R. 8,51</p> <p>Z 49 52 54</p>	
 <p style="text-align: right;">1172</p>	<p>MORINI</p> <p>125 H (1980) Ruote in lega</p>	<p>1/2x5/16" R. 8,51</p> <p>Z 49</p>	<p>4308271</p>
 <p style="text-align: right;">1174</p>	<p>MORINI</p> <p>125 Corsaro 4 T, Sport</p>	<p>1/2"x5,2 mm R. 8,51</p> <p>Z 42</p>	

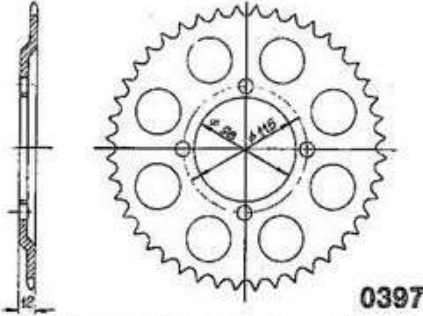
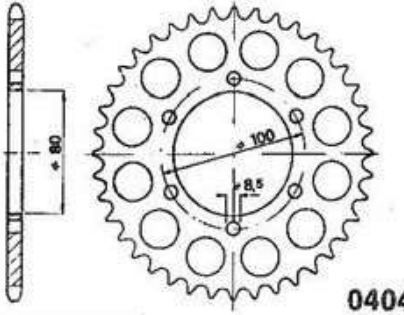
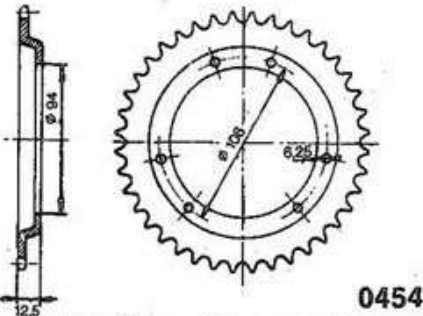
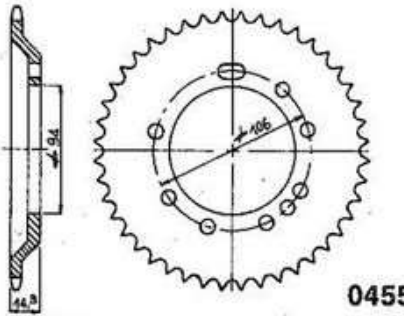
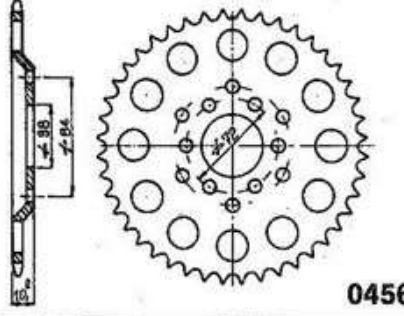
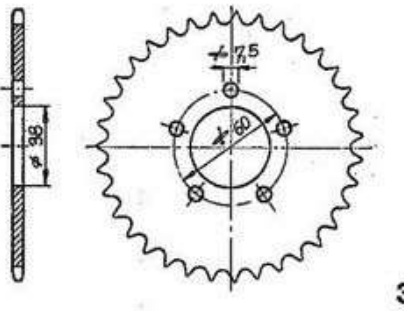
ARTICOLO / PART NUMBER	ADATTO PER / SUITABLE FOR	PASSO E DIM. PITCH AND DIM.	NUM. ORIG. ORIG. NR.
 <p style="text-align: right;">1176</p>	<p>MORINI 125/150 Corsaro, Corsaro Veloce</p>	<p>1/2x5/16" R. 8,51 Z 44</p>	
 <p style="text-align: right;">485</p>	<p>MORINI 250 2 C (1979/81)</p>	<p>1/2x5/16" R. 8,51 Z 40-41 42-43 44-45 46-48 50-52</p>	
 <p style="text-align: right;">490</p>	<p>MORINI 350 Bicilindrica</p>	<p>5/8x3/8" R. 10,16 Z 36 38 41</p>	
 <p style="text-align: right;">1022</p>	<p>MORINI 350 Sport Bicilindrica 500 Bicilindrica</p>	<p>5/8x3/8" R. 10,16 Z 32 34 36 38 40 45 46</p>	
 <p style="text-align: right;">1239</p>	<p>MOTOM 48 Donna-Junior, SS</p>	<p>1/2"x5,2 mm R. 8,51 Z 24</p>	
 <p style="text-align: right;">1539</p>	<p>M.V. 125 Sport (1976)</p>	<p>1/2"x5,2 mm R. 8,51 Z 52</p>	<p>1325-218</p>

ARTICOLO / PART NUMBER	ADATTO PER / SUITABLE FOR	PASSO E DIM. PITCH AND DIM	NUM. ORIG. ORIG. NR
 <p style="text-align: right;">1372</p>	<p>M.V. 250/350 Bicilindrica</p>	<p>1/2x5/16" R. 8,51 Z 42</p>	
 <p style="text-align: right;">0108</p>	<p>MOZZO GRIMECA</p>	<p>1/2x3/16" R. 7,75 Z 32</p>	
 <p style="text-align: right;">0372</p>	<p>MOZZO MAILLARD M. 200 Prior</p>	<p>1/2x3/16" R. 7,75 Z 33</p>	
 <p style="text-align: right;">0761</p>	<p>MOZZO MAILLARD M. 200 T Joy</p>	<p>1/2x3/16" R. 7,75 Z 28-30 32-34 35-36 38-40</p>	
 <p style="text-align: right;">118</p>	<p>NEGRINI 50 Leprotto, Gipsy, Gioietta, Big 10 A</p>	<p>1/2x3/16" R. 7,75 Z 22-24-26 28-29-30 32-34-35 36-37-38 39-40-41 42-44-45 46-47-48 50-52-54 56</p>	
 <p style="text-align: right;">0315</p>	<p>NORTON 350 cc. Brake drum with lugs</p>	<p>5/8x1/4" R. 10,16 Z 43</p>	<p>50245</p>

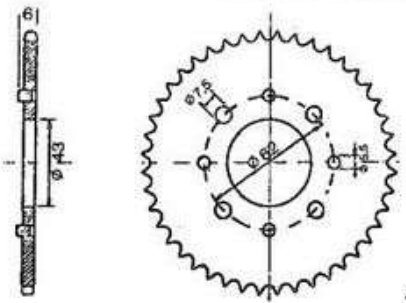
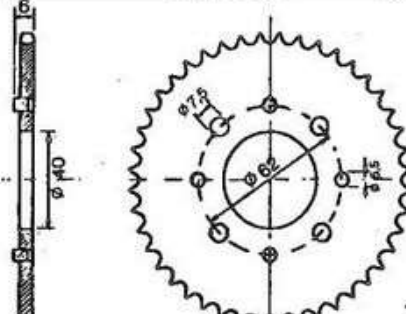
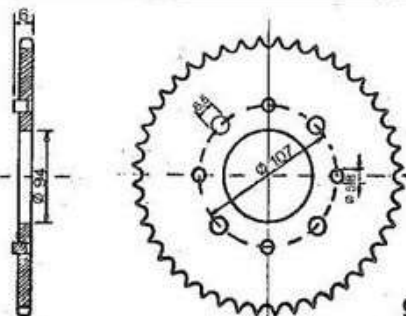
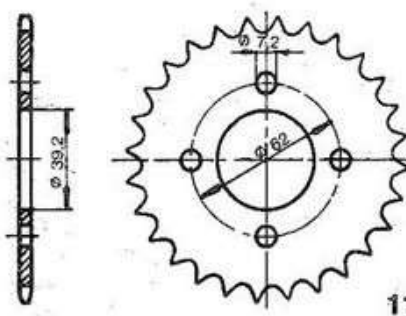
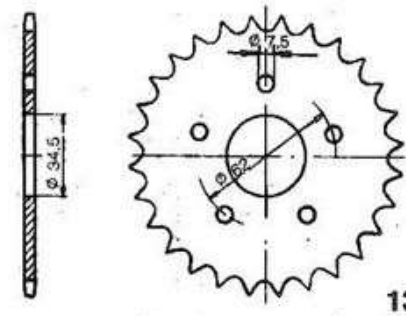
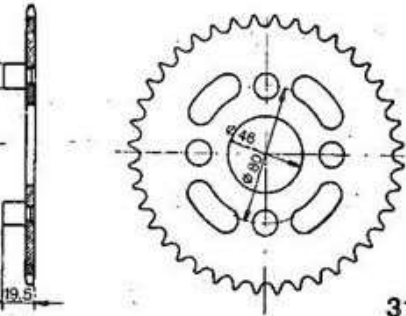
ARTICOLO / PART NUMBER	ADATTO PER / SUITABLE FOR	PASSO E DIM PITCH AND DIM	NUM. ORIG ORIG. NR.
 <p style="text-align: right;">0317</p>	<p>NORTON</p> <p>350 cc. Brake drum with lugs Commando (1970)</p>	<p>5/8x3/8" R. 10,16</p> <p>Z 43</p>	
 <p style="text-align: right;">0770</p>	<p>ÖGLAND</p> <p>Moped 100/3</p>	<p>1/2x3/16" R. 7,75</p> <p>Z 32</p>	
 <p style="text-align: right;">0776</p>	<p>OSSA</p> <p>250/350 Trial Mar, Special 350 Explorer</p>	<p>5/8x1/4" R. 10,16</p> <p>Z 42 46</p>	<p>126657 122657</p>
 <p style="text-align: right;">0358</p>	<p>PEUGEOT</p> <p>SP (sport)</p>	<p>1/2x3/16" R. 7,75</p> <p>Z 40</p>	
 <p style="text-align: right;">0359</p>	<p>PEUGEOT</p> <p>103, 104 M, 104 V, ML, MLS, TLSM, TLS RT, C, CT, LT, BB ST, S, RS, T</p>	<p>1/2x3/16" R. 7,75</p> <p>Z 42 44 45 48 54</p>	<p>40948 41245 48795</p>
 <p style="text-align: right;">0363</p>	<p>PEUGEOT</p> <p>103 ML, MLS, TSA (1975-78) Roues Rayons</p>	<p>1/2x3/16" R. 7,75</p> <p>Z 40 52 56</p>	<p>40947</p>

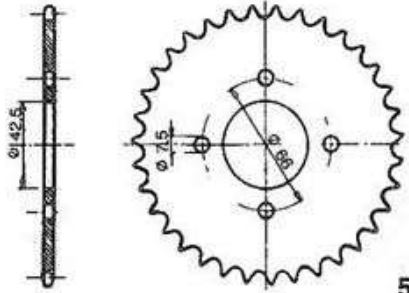
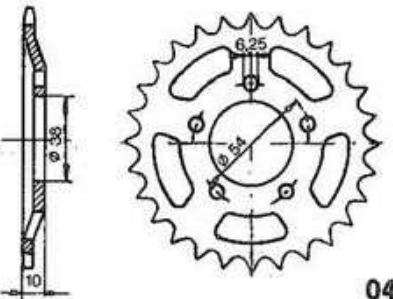
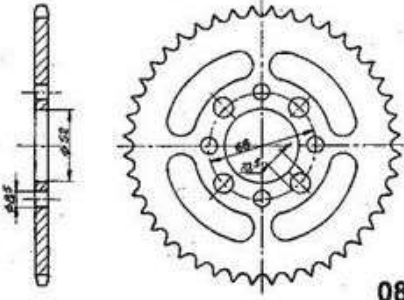
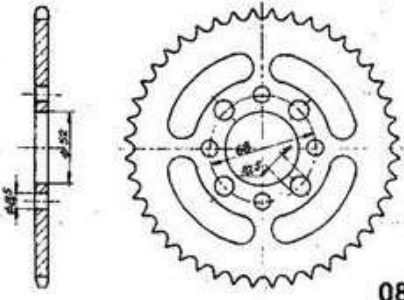
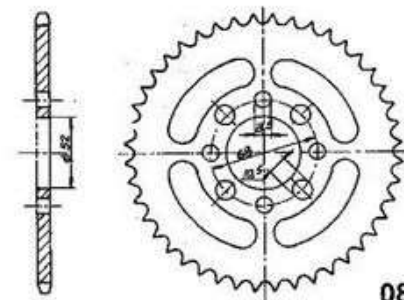
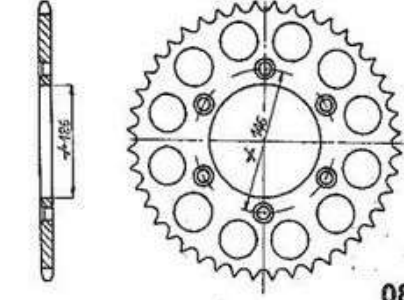
ARTICOLO / PART NUMBER	ADATTO PER / SUITABLE FOR	PASSO E DIM / PITCH AND DIM.	NUM. ORIG / ORIG. NR.
 <p style="text-align: right;">0364</p>	<p>PEUGEOT</p> <p>103 V, 104</p>	<p>1/2x3/16" R. 7,75</p> <p>Z 52 56</p>	<p>51731</p>
 <p style="text-align: right;">0365</p>	<p>PEUGEOT</p> <p>103 Roues Bâtons</p>	<p>1/2x3/16" R. 7,75</p> <p>Z 52 56</p>	
 <p style="text-align: right;">0168</p>	<p>PUCH</p> <p>X 30 - NL (1974-77)</p> <p>Sachs Nabe HR 905</p>	<p>1/2x3/16" R. 7,75</p> <p>Z 34 37 40 45</p>	<p>349-5-41-545-1</p>
 <p style="text-align: right;">240</p>	<p>PUCH</p> <p>M 50 Racing (1973) M 50 Skylark</p>	<p>1/2x3/16" R. 7,75</p> <p>Z 38 40 42 44 45 46 48 50</p>	<p>328-2-41-544-1</p>
 <p style="text-align: right;">0380</p>	<p>PUCH</p> <p>MS 50, MS 50 V VS 50 D, VS 50 K VS 50 L, VS 50 S</p>	<p>1/2x3/16" R. 7,75</p> <p>Z 35 40 44</p>	<p>360-1-41-009-1 360-1-41-040-1</p>
 <p style="text-align: right;">0381</p>	<p>PUCH</p> <p>M 50 Monza 4 SL</p>	<p>1/2x3/16" R. 7,75</p> <p>Z 40 44</p>	<p>359-2-41-340-1 359-2-41-344-1</p>

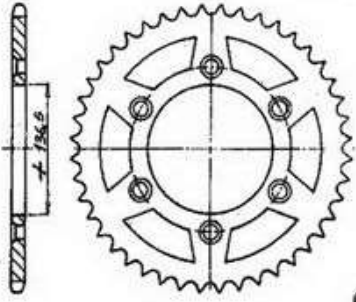
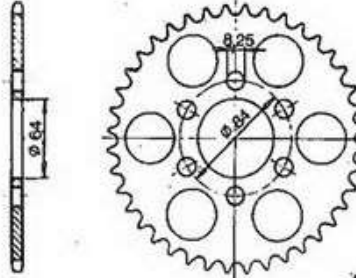
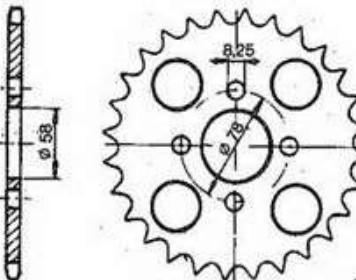
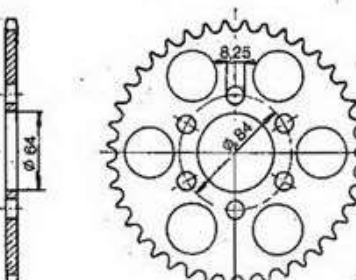
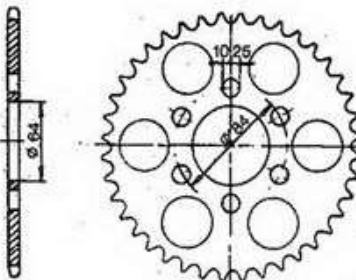
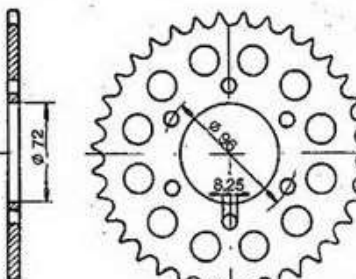
ARTICOLO / PART NUMBER	ADATTO PER / SUITABLE FOR	PASSO E DIM / PITCH AND DIM	NUM. ORIG / ORIG. NR
 <p style="text-align: right;">0382</p>	<p>PUCH</p> <p>DS 50 DS 50 K Dakota</p>	<p>1/2"x5,2 mm R. 8,51</p> <p>Z 40</p>	
 <p style="text-align: right;">0385</p>	<p>PUCH</p> <p>DS 50 V 3 VZ 50 Dakota</p>	<p>1/2x3/16" R. 7,75</p> <p>Z 38 40</p>	<p>364-1-41-138-1</p>
 <p style="text-align: right;">0386</p>	<p>PUCH</p> <p>M 50 SE M 50 Racing</p>	<p>1/2x3/16" R. 7,75</p> <p>Z 40</p>	
 <p style="text-align: right;">0389</p>	<p>PUCH</p> <p>M 50 Monza 6 SL Cobra 6 GT</p>	<p>1/2x1/4" R. 8,51</p> <p>Z 40 42</p>	<p>359-1-41-342-1</p>
 <p style="text-align: right;">0391</p>	<p>PUCH</p> <p>Maxi- 2 -Gang 25 u.40 km (1973-75)</p> <p>Sachs Nabe HR 90 V</p>	<p>1/2x3/16" R. 7,75</p> <p>Z 45</p>	<p>349-2-41-145-1</p>
 <p style="text-align: right;">0392</p>	<p>PUCH</p> <p>M 50 Monza 4 S</p>	<p>1/2x3/16" R. 7,75</p> <p>Z 38 40 42 44</p>	<p>359-1-41-038-1 359-1-41-040-1 359-1-41-042-1 359-1-41-044-1</p>

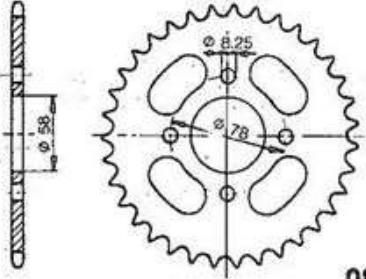
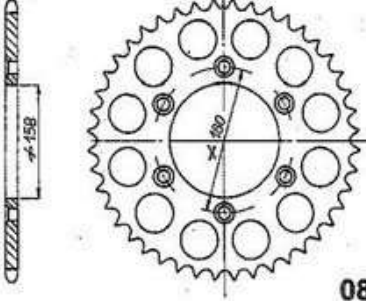
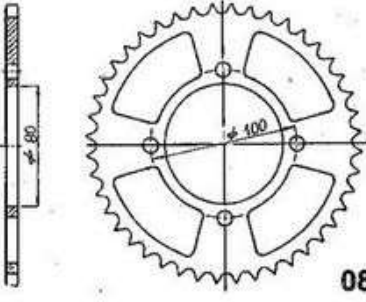
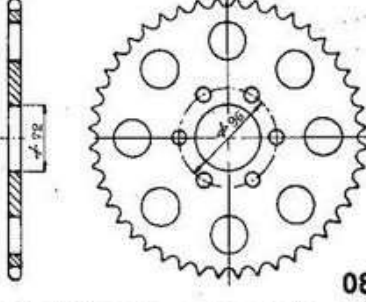
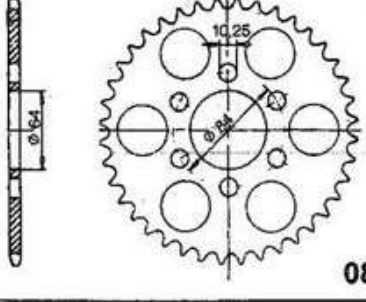
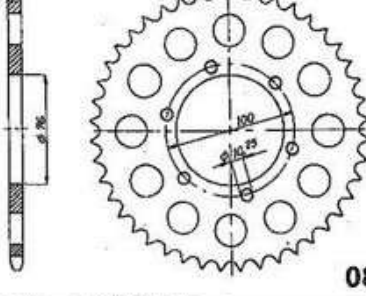
ARTICOLO / PART NUMBER	ADATTO PER / SUITABLE FOR	PASSO E DIM. PITCH AND DIM.	NUM. ORIG. ORIG. NR.
 <p>0397</p>	<p>PUCH Maxi X30, SL</p>	<p>1/2x3/16" R. 7,75 Z 40</p>	
 <p>0404</p>	<p>PUCH Cobra 4 T Ranger 4 TL</p>	<p>1/2x3/16" R. 7,75 Z 45</p>	<p>012-1-40-129-9</p>
 <p>0454</p>	<p>PUCH Maxi N, S Maxi 2 K X 30 A</p>	<p>1/2x3/16" R. 7,75 Z 45</p>	<p>349-1-41-045-1</p>
 <p>0455</p>	<p>PUCH Mofa X 40</p>	<p>1/2x3/16" R. 7,75 Z 36 38 42</p>	
 <p>0456</p>	<p>PUCH Mofa X 50 2-Gang Mofa Pioner 3-Gang Moped X 50 3-Gang Maxi 1 KL</p>	<p>1/2x3/16" R. 7,75 Z 45 47</p>	<p>321-1-41-445-1 321-1-41-447-1</p>
 <p>3</p>	<p>RIZZATO 50 Mirage 50 Daltona</p>	<p>1/2x3/16" R. 7,75 Z 22-24 26-28 29-30 32-38 40-42 44-45 46-48 50</p>	

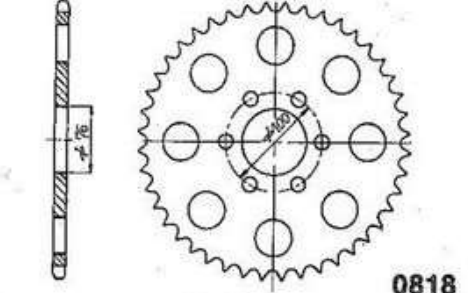
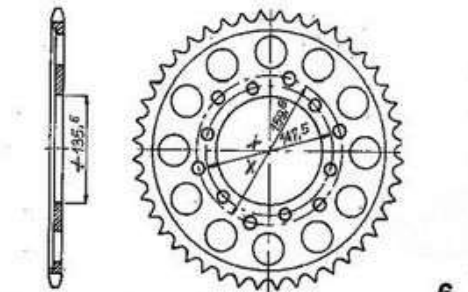
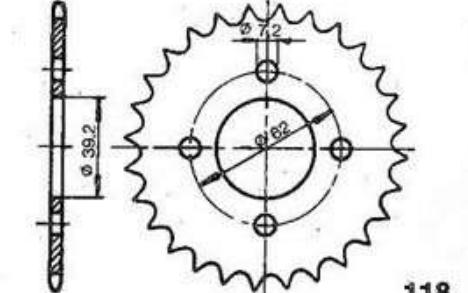
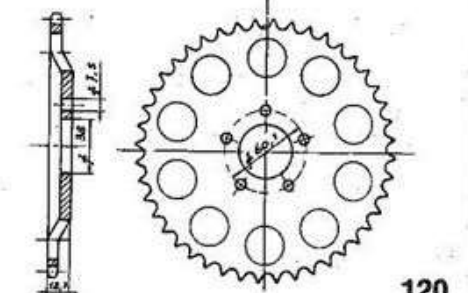
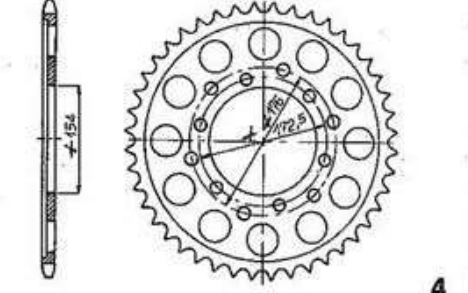
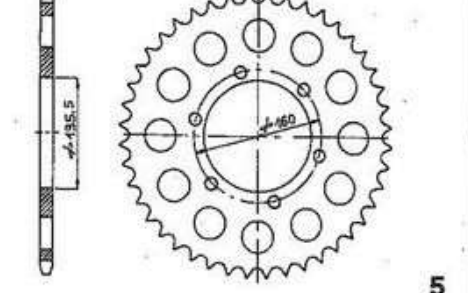
www.rpworld.it

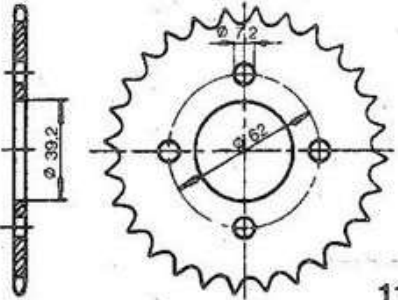
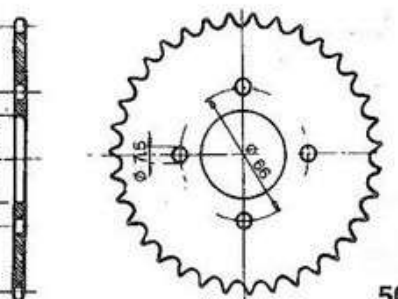
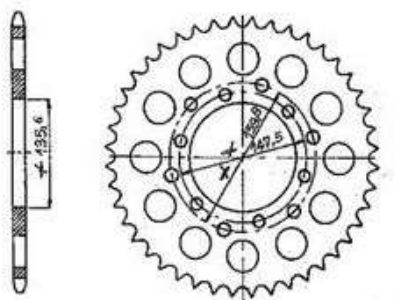
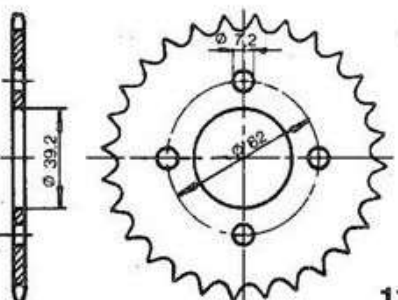
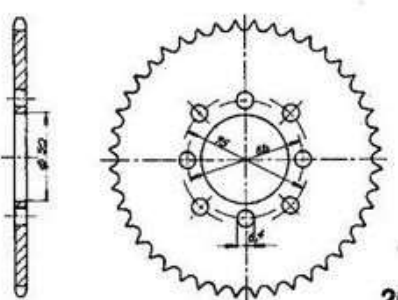
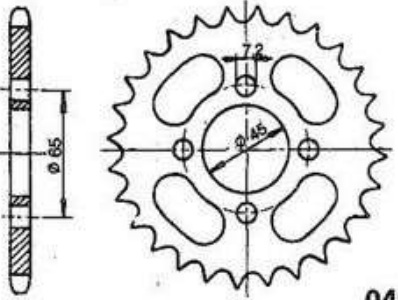
ARTICOLO / PART NUMBER	ADATTO PER / SUITABLE FOR	PASSO E DIM. PITCH AND DIM	NUM. ORIG. ORIG. NR
 <p style="text-align: right;">10</p>	<p>RIZZATO</p> <p>50 Mini Califfo</p>	<p>1/2x3/16" R. 7,75</p> <p>Z 30 32 34 38 42</p>	
 <p style="text-align: right;">11</p>	<p>RIZZATO</p> <p>50 cc.</p>	<p>1/2x3/16" R. 7,75</p> <p>Z 24 30 32 36 38 42</p>	
 <p style="text-align: right;">95</p>	<p>RIZZATO</p> <p>49 Califfo, Matic 50 Zum 3</p>	<p>1/2x3/16" R. 7,75</p> <p>Z 33 44 50</p>	
 <p style="text-align: right;">118</p>	<p>RIZZATO</p> <p>49 Califfo Super, Turismo Califfo de Luxe</p>	<p>1/2x3/16" R. 7,75</p> <p>Z 22-24-26 28-29-30 32-34-35 36-37-38 39-40-41 42-44-45 46-47-48 50-52-54 56</p>	
 <p style="text-align: right;">132</p>	<p>RIZZATO</p> <p>49 Turismo 1° serie</p>	<p>1/2x3/16" R. 7,75</p> <p>Z 27 31 33 34 35 38</p>	
 <p style="text-align: right;">319</p>	<p>RIZZATO</p> <p>CR Satam 6 Vel.</p>	<p>1/2x3/16" R. 7,75</p> <p>Z 34-36 38-40 42-44 46-48 50-52 54-56 58-60</p>	

ARTICOLO / PART. NUMBER	ADATTO PER / SUITABLE FOR	PASSO E DIM. PITCH AND DIM	NUM. ORIG. ORIG. NR.
 <p style="text-align: right;">505</p>	<p>RIZZATO</p> <p>49 Super Sprint</p>	<p>1/2x3/16" R. 7,75</p> <p>Z 22-24 26-28 30-32 33+42 44+48 50</p>	
 <p style="text-align: right;">0452</p>	<p>SPARTA</p> <p>Moped</p> <p>Union-Nabe</p>	<p>1/2x3/16" R. 7,75</p> <p>Z 24 26 28</p>	
 <p style="text-align: right;">0800</p>	<p>SUZUKI</p> <p>AC 50 AP 50 FR 70 M 12/30, K 10 FR 80 A 80</p>	<p>1/2x1/4" R. 8,51 (420)</p> <p>Z 28-30 32 34 35 36 37 39 40-41-44</p>	<p>64511-01780 64511-01751 64511-01761 64511-01751 64511-01739 64511-01759</p>
 <p style="text-align: right;">0801</p>	<p>SUZUKI</p> <p>AP 50 OR 50 ZR 50 AK 50 K GT 50 B, N, K RV 50 K, L, M, A, X, TS 50 KC, ER, X1 E ER 21/50 APX Automatique FR 70, FR 80</p>	<p>1/2x1/4" R. 7,75 (420)</p> <p>Z 32 35 37 38 40 43 45 46 49 50</p>	<p>64511-01780 64511-01970 64511-01739 64511-27600 64511-01799 64511-46200 64511-46220 64511-46130 64511-46260 64511-46270</p>
 <p style="text-align: right;">0802</p>	<p>SUZUKI</p> <p>ER 80 RG 80 RM 80 (1981) TS 80 ERX GT 80 L, LX, EX, X3, RV 90 K, J, L, M, A, A 100 GP 100</p>	<p>1/2x5/16" R. 8,51 (428)</p> <p>Z 32 34 37 39 40 42 43 45 46</p>	<p>64511-12001 64511-12730 64511-17760 64511-26420 64511-46030 64511-26500</p>
 <p style="text-align: right;">0805</p>	<p>SUZUKI</p> <p>RM 125 N (1979)</p>	<p>1/2x5/16" R. 8,51 (428)</p> <p>Z 59 61</p>	<p>64511-40200 64511-40220</p>

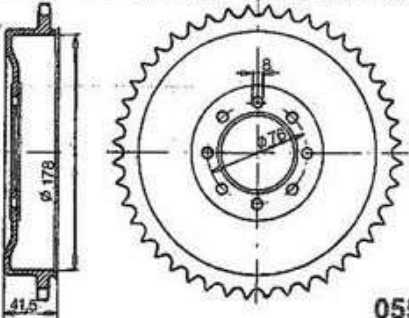
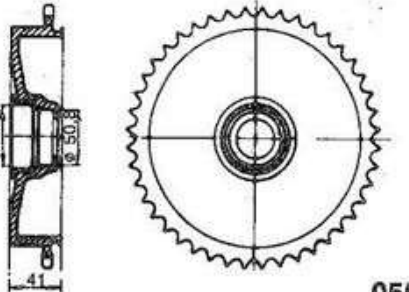
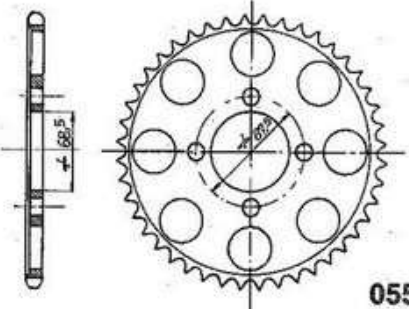
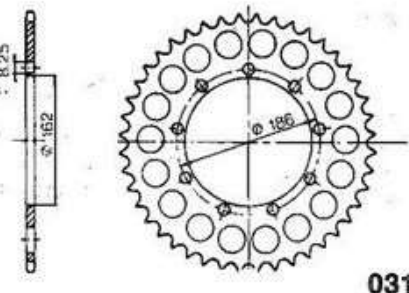
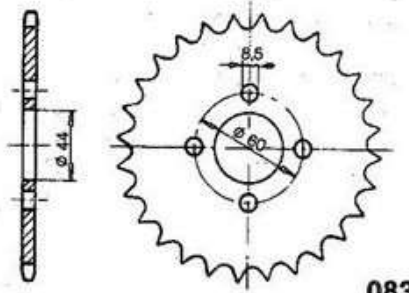
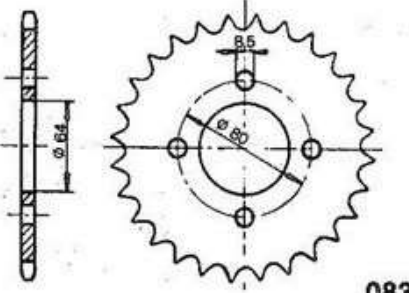
ARTICOLO / PART NUMBER	ADATTO PER / SUITABLE FOR	PASSO E DIM PITCH AND DIM	NUM. ORIG. ORIG. NR.
 <p style="text-align: right;">0807</p>	<p>SUZUKI</p> <p>RM 125 C (1978)</p>	<p>1/2x5/16" R. 8,51 (428)</p> <p>Z 57 59 61</p>	<p>64511-41010 64511-41030 64511-41050</p>
 <p style="text-align: right;">0809</p>	<p>SUZUKI</p> <p>RM 100 TS 100 C RM 125 DR 125 TS 125 A, B, C, ER TS 125 K, L, M, J, R,</p>	<p>1/2x5/16" R. 8,51 (428)</p> <p>Z 44 46 47 48 50</p>	<p>64511-48000</p> <p>64511-28000</p>
 <p style="text-align: right;">0810</p>	<p>SUZUKI</p> <p>TS 90 E 100 GP 100 B 120 GP 125 GS 125, GN 125 GT 125 L, M, A, B RV 125 K, L, M, A, B</p>	<p>1/2x5/16" R. 8,51 (428)</p> <p>Z 41 43 46 47 50</p>	<p>64511-20100</p> <p>64511-25790 64511-36000</p>
 <p style="text-align: right;">0811</p>	<p>SUZUKI</p> <p>PV 125 RM 125 C TC 185 TS 185 ER</p>	<p>5/8x1/4" R. 10,16 (520)</p> <p>Z 39</p>	<p>64511-29000</p>
 <p style="text-align: right;">0812</p>	<p>SUZUKI</p> <p>T 250 T20 250 GT 250 M, A, B, C, K</p>	<p>5/8x5/16" R. 10,16 (525)</p> <p>Z 41 43</p>	<p>64511-11000 64511-11740</p>
 <p style="text-align: right;">0813</p>	<p>SUZUKI</p> <p>TS 250 TS 400</p>	<p>5/8x5/16" R. 10,16 (525)</p> <p>Z 39 40</p>	<p>64511-30000 64511-30700</p>

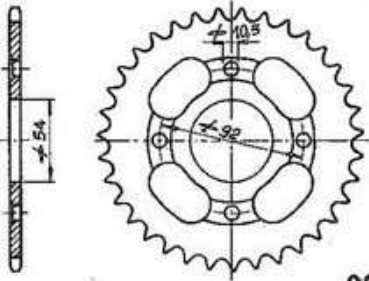
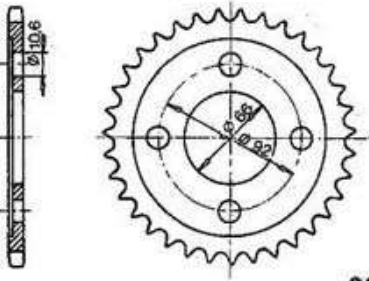
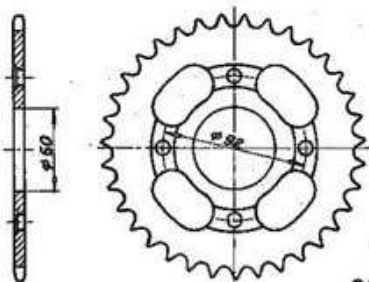
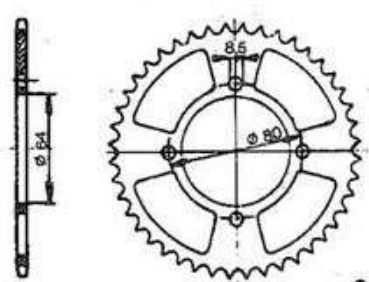
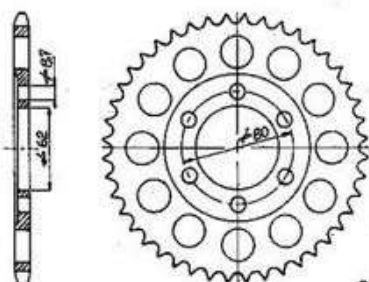
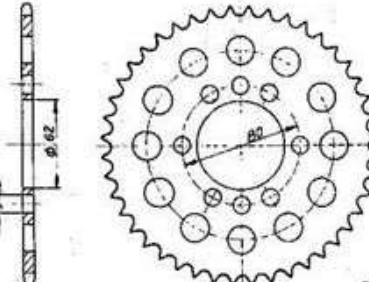
ARTICOLO / PART NUMBER	ADATTO PER / SUITABLE FOR	PASSO E DIM. PITCH AND DIM	NUM. ORIG. ORIG. NR.
 <p style="text-align: right;">0815</p>	<p>SUZUKI</p> <p>GT 185 SB 200 XS 200 GT 200 X 5</p>	<p>5/8x1/4" R. 10,16 (520)</p> <p>Z 35 38</p>	<p>64511-10300 64511-36600</p>
 <p style="text-align: right;">0817</p>	<p>SUZUKI</p> <p>RM 250 A, B, C RMH 350 A, B, C RM 350</p>	<p>5/8x1/4" R. 10,16 (520)</p> <p>Z 52</p>	
 <p style="text-align: right;">0819</p>	<p>SUZUKI</p> <p>GT 250 X7 GS 250 TT GSX 250 GSX 400</p>	<p>5/8x1/4" R. 10,16 (520)</p> <p>Z 41 43 46 47</p>	<p>64511-11300 64511-11400</p>
 <p style="text-align: right;">0820</p>	<p>SUZUKI</p> <p>SP 370</p>	<p>5/8x1/4" R. 10,16 (520)</p> <p>Z 42 44 46</p>	<p>64511-32400</p>
 <p style="text-align: right;">0814</p>	<p>SUZUKI</p> <p>GT 380 GS 400 GSX 400 E, L, F GS 450 LT GS 500 T 500 II, III, K, J, R GS 550 GT 550</p>	<p>5/8x3/8" R. 10,16 (530)</p> <p>Z 33 35 40 42 44 45 50</p>	<p>64511-15000 64511-15750 64511-33751 64511-33741 64511-33770 64511-44000 64511-47001</p>
 <p style="text-align: right;">0816</p>	<p>SUZUKI</p> <p>GS 500 E GS 550 LT GS 550 E, EC GT 750 A, B, M GT 750 J, K, L</p>	<p>5/8x3/8" R. 10,16 (530)</p> <p>Z 40 43 45 47 50</p>	<p>64511-31770 64511-31700 64511-31000 64511-31731 64511-47600</p>

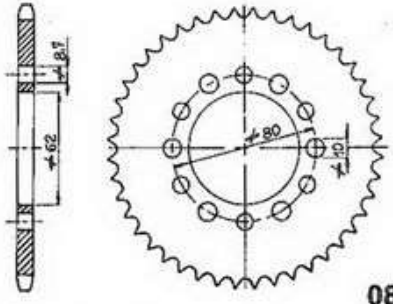
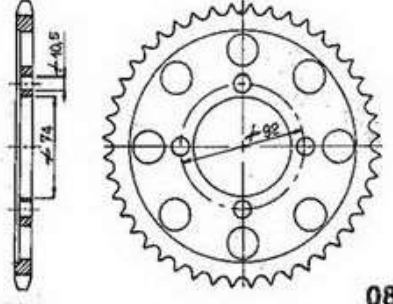
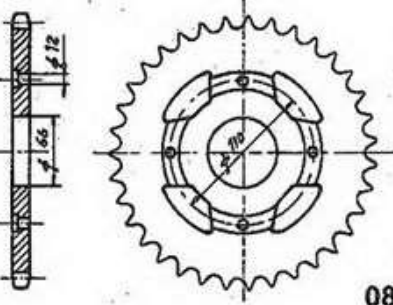
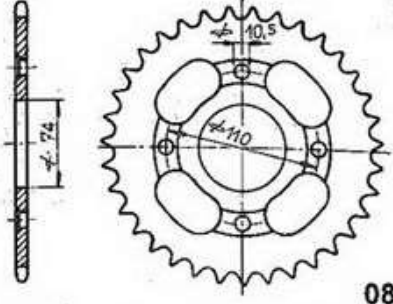
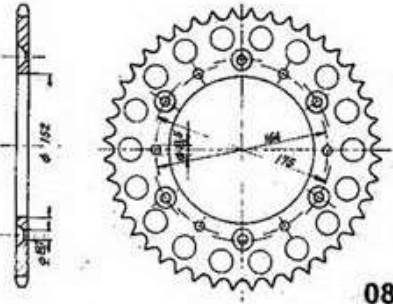
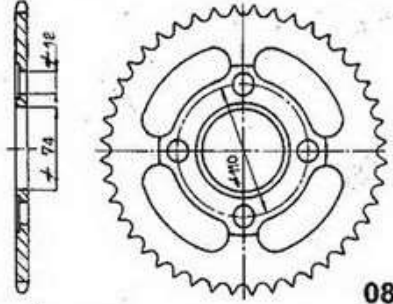
ARTICOLO / PART NUMBER	ADATTO PER / SUITABLE FOR	PASSO E DIM. PITCH AND DIM.	NUM. ORIG. ORIG. NR.
	<p>SUZUKI</p> <p>GS 750 GSX 750 GS 1000 GSX 1100 Catana 1100</p>	<p>3/4x3/8" R. 11,91 (630)</p> <p>Z 41 42 43</p>	<p>64511-45000 64511-49000 64511-37000</p>
	<p>S W M</p> <p>50 Silver Vase ES, ER/S, ER, CR</p>	<p>1/2x5/16" R. 8,51</p> <p>Z 56</p>	
	<p>S W M</p> <p>50 Mini Cross, VK, VP</p>	<p>1/2x3/16" R. 7,75</p> <p>Z 22-24-26 28-29-30 32-34-35 36-37-38 39-40-41 42-44-45 47-47-48 50-52-54 56</p>	
	<p>S W M</p> <p>50 Regolarità Boy</p>	<p>1/2x3/16" R. 7,75</p> <p>Z 40 45</p>	
	<p>S W M</p> <p>125/175 Silver Vase ES, ER, RG, CR, ND Replica 6/7 Vel.</p>	<p>1/2x5/16" R. 8,51</p> <p>Z 58 60</p>	
	<p>S W M</p> <p>XN 350 XN 500 (1983)</p>	<p>5/8x1/4" R. 10,16</p> <p>Z 43</p>	

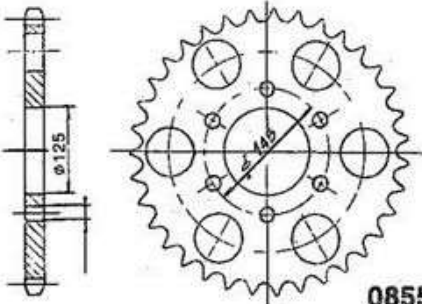
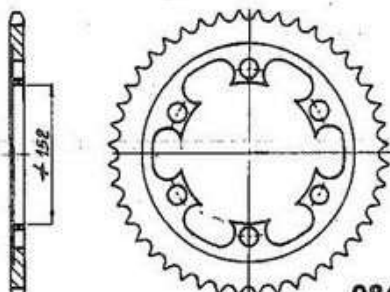
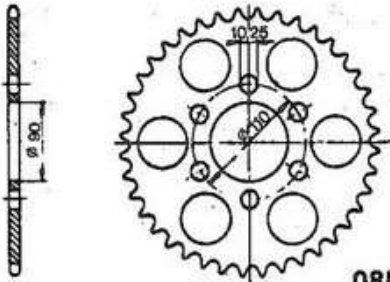
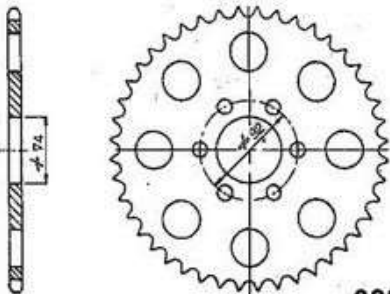
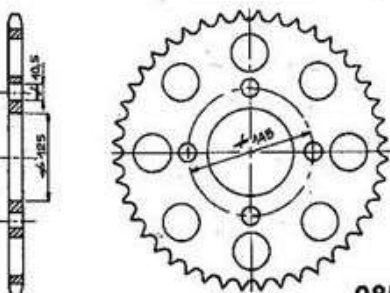
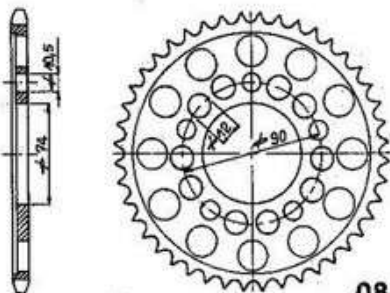
ARTICOLO / PART NUMBER	ADATTO PER / SUITABLE FOR	PASSO E DIM / PITCH AND DIM	NUM. ORIG / ORIG. NR
 <p style="text-align: right;">118</p>	<p>TESTI</p> <p>50 Cricket 50 Amico</p>	<p>1/2x3/16" R. 7,75</p> <p>Z 22-24-26 28-29-30 32-34-35 36-37-38 39-40-41 42-44-45 46-47-48 50-52-54 56</p>	
 <p style="text-align: right;">505</p>	<p>TESTI</p> <p>48 Week-End</p>	<p>1/2x3/16" R. 7,75</p> <p>Z 22-24 26-28 30-32 33-42 44-48 50</p>	
 <p style="text-align: right;">9</p>	<p>T G M</p> <p>50 RC, CI 50 R 80</p>	<p>1/2x3/16" R. 7,75</p> <p>Z 47 50 52 54 56 58 60 62</p>	
 <p style="text-align: right;">118</p>	<p>TOMOS</p> <p>50 A 3 Automatic</p>	<p>1/2x3/16" R. 7,75</p> <p>Z 22-24-26 28-29-30 32-34-35 36-37-38 39-40-41 42-44-45 46-47-48 50-52-54 56</p>	
 <p style="text-align: right;">264</p>	<p>TOMOS</p> <p>ST 50</p>	<p>1/2x3/16" R. 7,75</p> <p>Z 34 38 40 44</p>	
 <p style="text-align: right;">0465</p>	<p>TOMOS</p> <p>Moped</p>	<p>1/2x3/16" R. 7,75</p> <p>Z 30 33</p>	

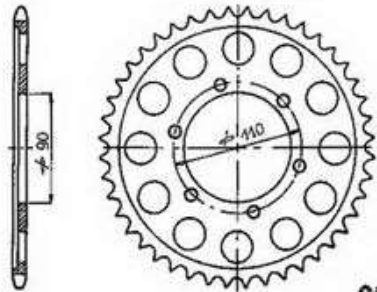
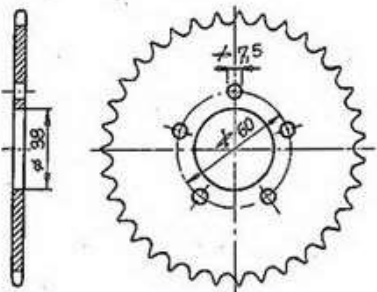
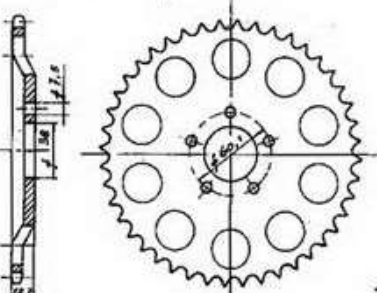
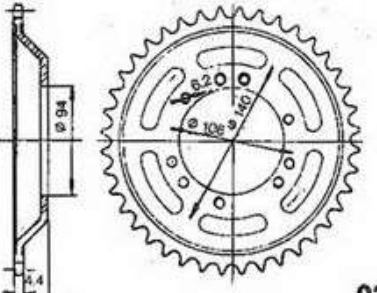
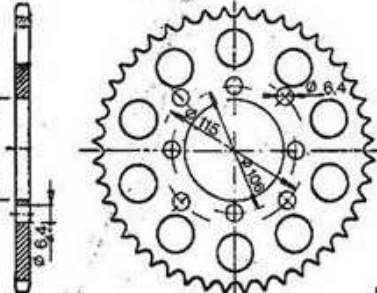
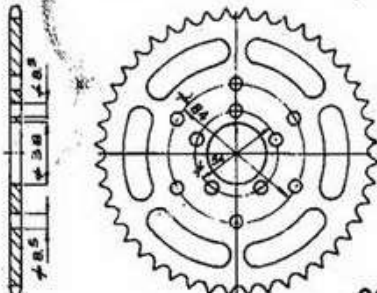
www.fpw.it

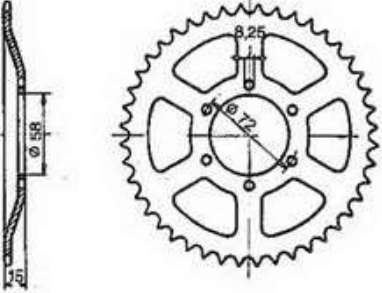
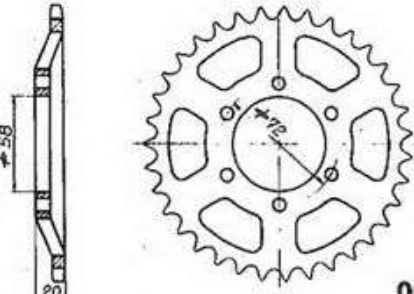
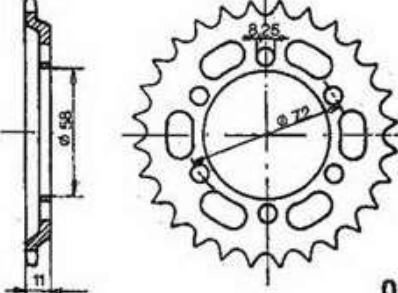
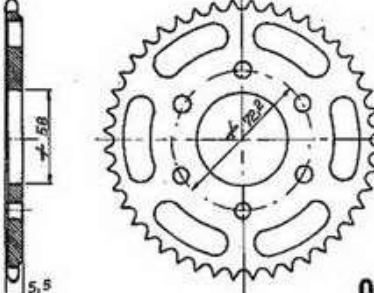
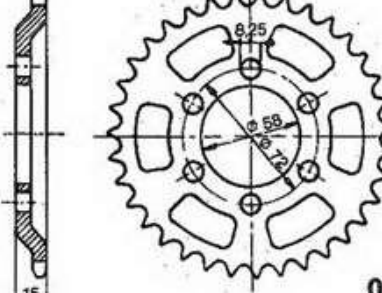
ARTICOLO / PART NUMBER	ADATTO PER / SUITABLE FOR	PASSO E DIM PITCH AND DIM	NUM. ORIG ORIG. NR.
 <p style="text-align: right;">0554</p>	<p>TRIUMPH</p> <p>350 cc. T 21 5 T, T 100 6 T, T 100</p>	<p>5/8x3/8" R. 10,16</p> <p>Z 46</p>	<p>W-951</p>
 <p style="text-align: right;">0556</p>	<p>TRIUMPH</p> <p>650 cc. T 120, 120 R T 100, TR 6, 6 T Bonneville</p>	<p>5/8x3/8" R. 10,16</p> <p>Z 43 46</p>	<p>W-1376 W-1040</p>
 <p style="text-align: right;">0558</p>	<p>TRIUMPH</p> <p>750 cc. T 140 E I</p>	<p>5/8x3/8" R. 10,16</p> <p>Z 47</p>	<p>377-M-0640</p>
 <p style="text-align: right;">0314</p>	<p>VILLA</p> <p>250 CR 410 MX 80</p>	<p>5/8x1/4" R. 10,16</p> <p>Z 52 54 56</p>	
 <p style="text-align: right;">0832</p>	<p>YAMAHA</p> <p>FS 1 (1977-81) GT 50, DT 50 M RD 50 M (1977-81) RD 50 DX, TY 50 M DT 80 MX, GT 80 DT 80, TY 80</p>	<p>1/2x1/4" R. 7,75 (420)</p> <p>Z 35 37 39 41 42 43 44 45 48 52</p>	<p>288-25435-10 288-25437-10 288-25439-10 288-25441-10 288-25442-10-33 288-25443-10 288-25444-10 288-25445-10 288-25448-10 288-25452-10</p>
 <p style="text-align: right;">0834</p>	<p>YAMAHA</p> <p>FS 1 (1971-76) RD 50 (1973-77) RD 50 MX (1979-81) RD 50 LC, RD 80 LC LB 3 M BOP, V 50, V 75 RD 80, RD 80 MX DT 80 MX, FS 80 SE V 80, V 90, YB 100</p>	<p>1/2x1/4" R. 7,75 (420)</p> <p>Z 35 37 39 41 43 44 48 52</p>	<p>-5A7-25435-10 122-25435-10 122-25437-10 122-25439-10 -5G1-25441-10 122-25441-10 122-25443-10 122-25444-10 2U2-25448-10-33 2U2-25452-10-33</p>

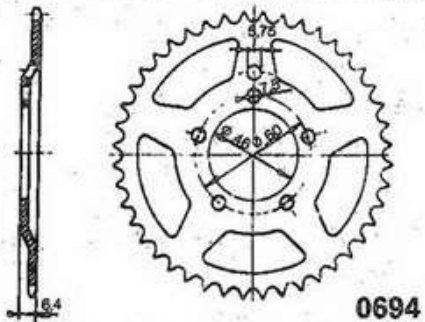
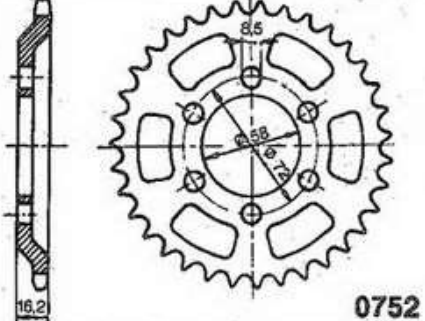
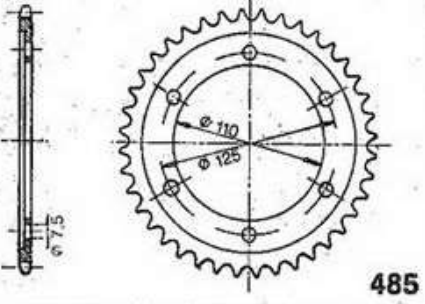
ARTICOLO / PART NUMBER	ADATTO PER / SUITABLE FOR	PASSO E DIM PITCH AND DIM	NUM. ORIG. ORIG. NR
 <p style="text-align: right;">0835</p>	<p>YAMAHA</p> <p>RD 125 LC</p>	<p>1/2x5/16" R. 8,51 (428)</p> <p>Z 46</p>	<p>10W-25446-10-33</p>
 <p style="text-align: right;">0836</p>	<p>YAMAHA</p> <p>125 A7 YB 125 RD 200 DX YB 200 B YA 6/7 YC S, 1, E</p>	<p>1/2x5/16" R. 8,51 (428)</p> <p>Z 36 39</p>	<p>174-25436-20 174-25439-20</p>
 <p style="text-align: right;">0837</p>	<p>YAMAHA</p> <p>RDX 125 2 R6</p>	<p>1/2x5/16" R. 8,51 (428)</p> <p>Z 27 39</p>	<p>2 R6-25437-10 2 R6-25439-10</p>
 <p style="text-align: right;">0838</p>	<p>YAMAHA</p> <p>DT 100 RS 100 DX AS 3 125 RD 125 DX</p>	<p>1/2x5/16" R. 8,51 (428)</p> <p>Z 36 37 38 39 45</p>	<p>183-25436-10 183-25437-10 183-25438-10 183-25439-10 183-25445-10</p>
 <p style="text-align: right;">0842</p>	<p>YAMAHA</p> <p>DT 100 DT 125 E, F TY 125 DT 125 MX DT 175 AT 1 E, AT 1/2/3 CT 1/2/3 Enduro</p>	<p>1/2x5/16" R. 8,51 (428)</p> <p>Z 37 45 47 49 50 52</p>	<p>248-25437-10 248-25445-10 248-25447-10 248-25449-10 248-25450-10 248-25452-10</p>
 <p style="text-align: right;">0843</p>	<p>YAMAHA</p> <p>XT 125 DT 125 MX DT 125 LC SR 125 SE DT 175 MX (1978-81)</p>	<p>1/2x5/16" R. 8,51 (428)</p> <p>Z 49</p>	<p>2A6-25449-10-33 10V-25449-20 5H0-25449-10-33</p>

ARTICOLO / PART NUMBER	ADATTO PER / SUITABLE FOR	PASSO E DIM PITCH AND DIM	NUM ORIG ORIG. NR
 <p style="text-align: right;">0845</p>	<p>YAMAHA</p> <p>YZM 125 MX 125 (1981) XT 250 G (1980-83) SR 250 (1980-83)</p>	<p>5/8x1/4" R. 10,16 (520)</p> <p>Z 45 46 52</p>	<p>3Y1-25445-10-33 3Y1-25446-10-33 3Y1-25452-10-33</p>
 <p style="text-align: right;">0848</p>	<p>YAMAHA</p> <p>RD 250 R6 RD 350 R6 RD 350 LC YRI 350</p>	<p>5/8x3/8" R. 10,16 (530)</p> <p>Z 36 38 39 40</p>	<p>414-25436-20 360-25438-90 4L0-25439-21-33 360-25440-20</p>
 <p style="text-align: right;">0849</p>	<p>YAMAHA</p> <p>RD 250 DX 1A2 RD 400 DX 1A3</p>	<p>5/8x3/8" R. 10,16 (530)</p> <p>Z 36 38 40</p>	<p>1-A-1-25436-20 1-A-1-25438-20 1-A-9-25440-20</p>
 <p style="text-align: right;">0852</p>	<p>YAMAHA</p> <p>RD 250 LC</p>	<p>5/8x3/8" R. 10,16 (530)</p> <p>Z 39 41</p>	<p>4L1-25441-21-33</p>
 <p style="text-align: right;">0853</p>	<p>YAMAHA</p> <p>YZG 125/250/465 YZH 125/250/465 YZ 250/400 XT 400 DT 400 MX 1R6 XT 500 1U6</p>	<p>5/8x1/4" R. 10,16 (520)</p> <p>Z 42 43 44 46 48 50 54</p>	<p>583-25442-10 583-25443-10 583-25444-10 583-25446-10 583-25448-10 583-25450-10 583-25454-10</p>
 <p style="text-align: right;">0854</p>	<p>YAMAHA</p> <p>RD 250 DXD XS 250 1U5 XS 360 1U4 XS 400 2A2 (1978) XS 500 1H2 (1976)</p>	<p>5/8x3/8" R. 10,16 (530)</p> <p>Z 37 39 43</p>	<p>1J3-25437-21 1J3-25439-21 1J3-25443-21</p>

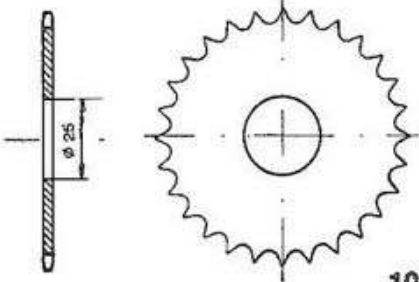
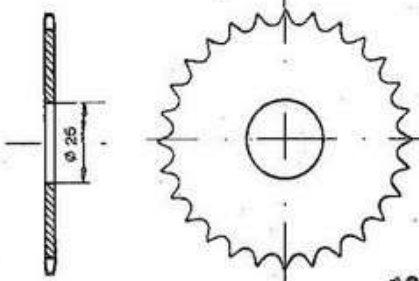
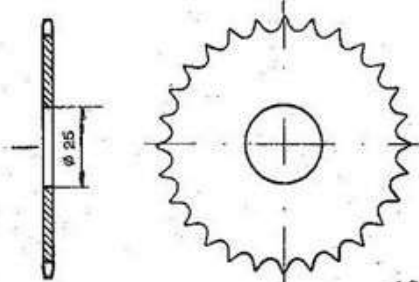
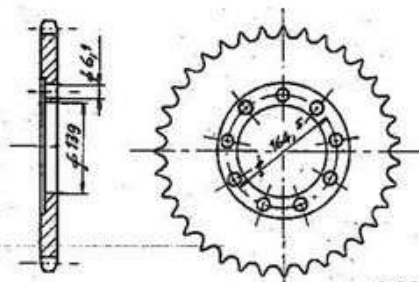
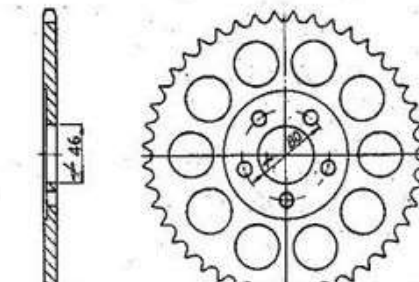
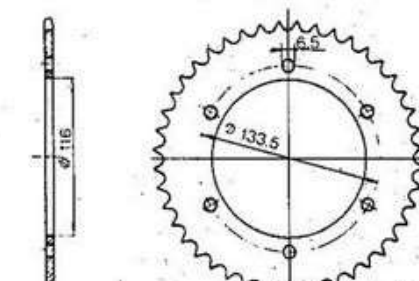
ARTICOLO / PART NUMBER	ADATTO PER / SUITABLE FOR	PASSO E DIM PITCH AND DIM	NUM. ORIG. ORIG. NR.
	YAMAHA DT 250 MX 1 R7	5/8x1/4" R. 10,16 (520) Z47	1M1-25447-10
	YAMAHA 400 Enduro 2 Tack XT 500 (1978) SR 500 2J4	5/8x3/8" R. 10,16 (530) Z 40 42 44 46	2J4-25442-20
	YAMAHA XS 1, XS 2 650 cc. TX 500 TX 650 TX 750	5/8x3/8" R. 10,16 (530) Z 33 34 40	256-25433-20 256-25434-20 256-25440-20
	YAMAHA XJ 400 XJ 550 (1981)	5/8x3/8" R. 10,16 (530) Z 44 45	4U8-25445-20-33
	YAMAHA XT 550 (1982)	5/8x1/4" R. 10,16 (520) Z 39	5Y1-25439-20
	YAMAHA TZ 700 TZ 750	5/8x3/8" R. 10,16 (530) Z 39	409-25439-00

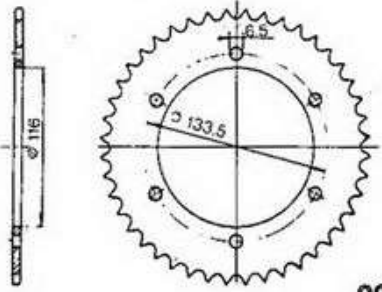
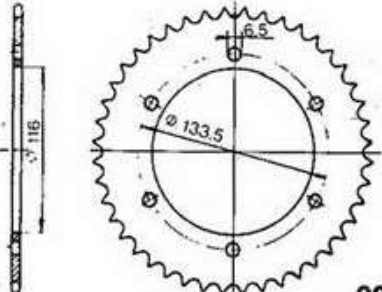
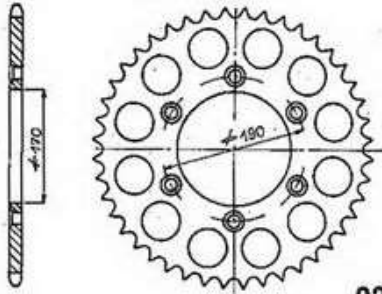
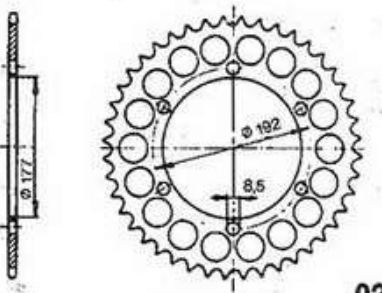
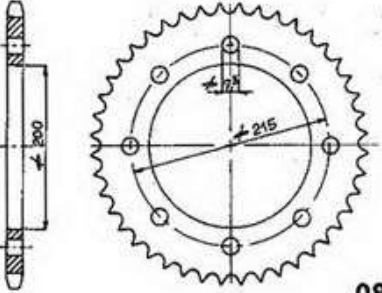
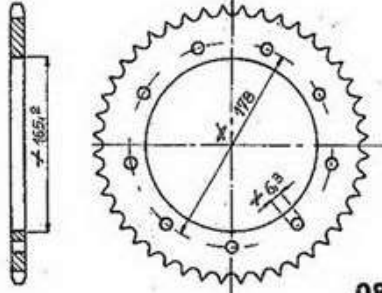
ARTICOLO / PART NUMBER	ADATTO PER / SUITABLE FOR	PASSO E DIM. PITCH AND DIM.	NUM. ORIG. ORIG. NR.
 <p style="text-align: right;">0858</p>	<p>YAMAHA</p> <p>1000 - TR 1</p>	<p>3/4x3/8" R. 11,91 (630)</p> <p>Z 35</p>	<p>5A8-25435-20</p>
 <p style="text-align: right;">3</p>	<p>ZÜNDAPP</p> <p>Mofa ZB 22, 447-021 ZD 10, 446-210 ZR 10, 447-110 ZR 20, 447-020 Moped ZD 30, 446-200 ZR 30, 447-100 Mofa ZA 25 (460-020) Moped ZA 40 (460-030)</p>	<p>1/2x3/16" R. 7,75</p> <p>Z 40 45</p>	<p>446-15-116 446-15-115</p>
 <p style="text-align: right;">120</p>	<p>ZÜNDAPP</p> <p>Mofa ZD 20 Type 446-400 Mokick ZD 40 Type 446-300 Mofa ZX 25 Type 460-010</p>	<p>1/2x3/16" R. 7,75</p> <p>Z 40 45</p>	<p>446-15-109 446-15-108</p>
 <p style="text-align: right;">0359</p>	<p>ZÜNDAPP</p> <p>Automatic Mofa 444 444-02 L 0, 444-04 L 0 (1973-74)</p>	<p>1/2x3/16" R. 7,75</p> <p>Z 42 44 45 48 54</p>	
 <p style="text-align: right;">503</p>	<p>ZÜNDAPP</p> <p>Automatic Mofa, Moped 442-01 L 0, 11 L 0 442-03 L 0 442-12 L 0, 16 L 0</p>	<p>1/2x3/16" R. 7,75</p> <p>Z 40 42 46</p>	<p>442-15-947 442-15-944</p>
 <p style="text-align: right;">0653</p>	<p>ZÜNDAPP</p> <p>Mofa ZR 10 Type 447-110 Mofa ZR 20 Type 447-020 Moped ZR 30 Type 447-100</p>	<p>1/2x3/16" R. 7,75</p> <p>Z 40 44 45 47</p>	<p>447-15-121 447-15-120</p>

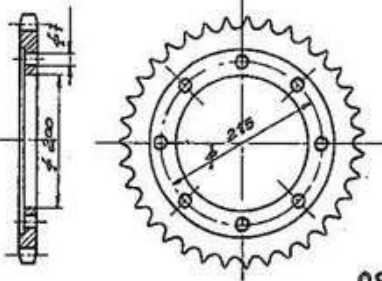
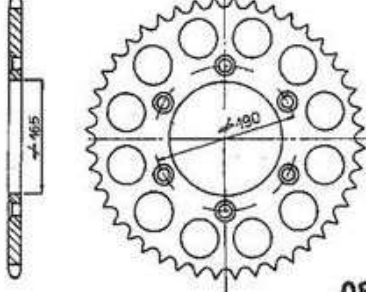
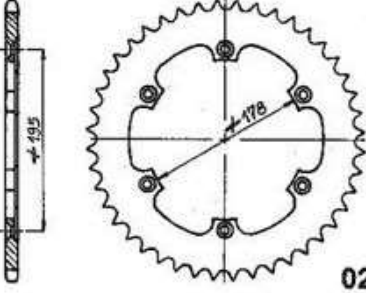
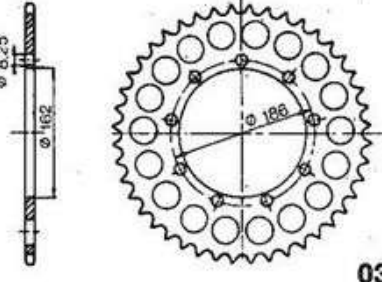
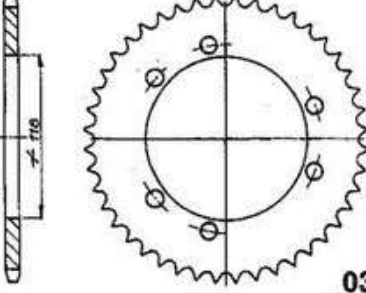
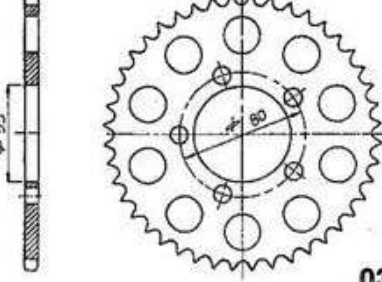
ARTICOLO / PART NUMBER	ADATTO PER / SUITABLE FOR	PASSO E DIM PITCH AND DIM	NUM. ORIG. ORIG. NR
 <p style="text-align: right;">0654</p>	<p>ZÜNDAPP</p> <p>Mofa ZD 25 TS, 446-420 ZD 50 TS, 446-422 Mokick C 50 Sport, 529-010 GTS 50, 529-020, 022 529-023, 024 ZD 40, 446-300 KS 50, KS 50 Super Mofa Enduro hai 25 (448-150) Mokick Enduro hai 50 (438-110) Mofa ZL 25 (460-040) Mofa ZD 20 (446-400) Mofa ZS 25 (460-050)</p>	<p>1/2x3/16" R. 7,75</p> <p>Z 36 37 38 41 43 45 47</p>	<p>511-15.400 516-15.100 438-15.400 423-15.405 423-15.406 446-15.156 448-15.137</p>
 <p style="text-align: right;">0655</p>	<p>ZÜNDAPP</p> <p>Mokick CS 50 Type 448-010, 011 Mofa CS 25 Type 448-140</p>	<p>1/2x3/16" R. 7,75</p> <p>Z 43 47</p>	<p>448-15.100 448-15.138</p>
 <p style="text-align: right;">0658</p>	<p>ZÜNDAPP</p> <p>R 50 RS 50</p>	<p>1/2x3/16" R. 7,75</p> <p>Z 33</p>	<p>561-15.119</p>
 <p style="text-align: right;">0660</p>	<p>ZÜNDAPP</p> <p>Mofa ZD 10 Type 446-211 Moped ZD 30 Type 446-200, 201</p>	<p>1/2x3/16" R. 7,75</p> <p>Z 40 45</p>	<p>446-15.158 446-15.159</p>
 <p style="text-align: right;">0684</p>	<p>ZÜNDAPP</p> <p>KS 50 Super SL KS 50 Super Sport KS 50 Cross KS 50 Watercooled Type 517, 530</p>	<p>1/2x1/4" R. 7,75</p> <p>Z 34 36 37 38</p>	<p>517-15.125 517-15.126 517-15.138</p>

ARTICOLO / PART NUMBER	ADATTO PER / SUITABLE FOR	PASSO E DIM. PITCH AND DIM.	NUM. ORIG. ORIG. NR.
 <p>0694</p>	<p>ZÜNDAPP</p> <p>Mofa 25 Type 434 Moped M 50 Type 434</p>	<p>1/2x3/16" R. 7,75</p> <p>Z 36 41</p>	<p>434-15.128 434-15.126</p>
 <p>0752</p>	<p>ZÜNDAPP</p> <p>KS 125 Sport Type 521 KS 80 Type 530-050 KS 80 Touring K 80 Type 540-010</p>	<p>1/2x5/16" R. 8,51</p> <p>Z 37 39</p>	<p>530-15.159</p>
 <p>485</p>	<p>ZÜNDAPP</p> <p>KS 125 KS 175 Type 521-500, 501</p>	<p>1/2x5/16" R. 8,51</p> <p>Z 41 44</p>	<p>521-15.161</p>

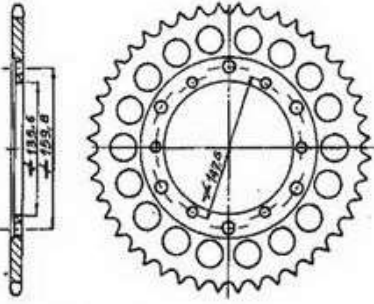
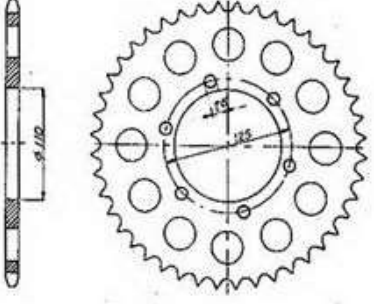
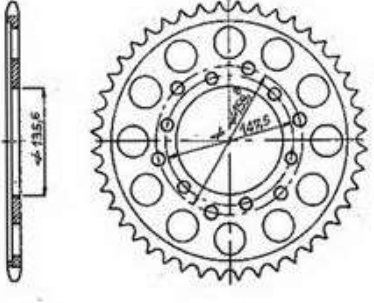
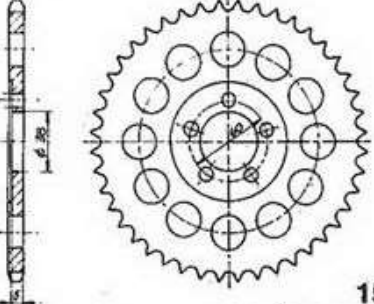
www.rpw.it

ARTICOLO / PART NUMBER	ADATTO PER / SUITABLE FOR	PASSO E DIM / PITCH AND DIM	NUM. ORIG. / ORIG. NR
 <p style="text-align: right;">1001</p>	<p>CORONE SEMILAVORATE</p> <p>Adaptable wheels</p>	<p>1/2x5/16" R. 8,51</p> <p>Z 42-44 46-48 50-52 54-56 58-60 62-64 66-68</p>	
 <p style="text-align: right;">1002</p>	<p>CORONE SEMILAVORATE</p> <p>Adaptable wheels</p>	<p>5/8x1/4" R. 10,16</p> <p>Z 40-42 44-46 48-50 52-54 56-58 60</p>	
 <p style="text-align: right;">1003</p>	<p>CORONE SEMILAVORATE</p> <p>Adaptable wheels</p>	<p>5/8x3/8" R. 10,16</p> <p>Z 34-36 38-40 42-44 46-48 50-52 54-56 58</p>	
 <p style="text-align: right;">01031</p>	<p>BULTACO</p> <p>250 Trial 350 Trial Sherpa</p>	<p>5/8x1/4" R. 10,16</p> <p>Z 39 46</p>	
 <p style="text-align: right;">147</p>	<p>FANTIC MOTOR</p> <p>125 Trial</p>	<p>1/2x5/16" R. 8,51</p> <p>Z 54 58</p>	<p>430-08-5480</p>
 <p style="text-align: right;">2000</p>	<p>GO-KART</p>	<p>3/8x3/16" R. 5,8 (ASA)</p> <p>Z 64-65 66-68 69-70 71-72 73-74 75-76 77-78</p>	

ARTICOLO / PART NUMBER	ADATTO PER / SUITABLE FOR	PASSO E DIM PITCH AND DIM	NUM. ORIG. ORIG. NR.
 <p style="text-align: right;">2005</p>	GO-KART	8"x5,8 mm R. 5 Z 74÷90 92 94	
 <p style="text-align: right;">2007</p>	GO-KART	7,77 mm R. 4,59 Z 70÷93	
 <p style="text-align: right;">0244</p>	HONDA 250/500 Pro-Link 250/450 R B (1981)	5/8x1/4" R. 10,16 (520) Z 52 54 56	
 <p style="text-align: right;">0223</p>	HUSQVARNA 175 CR, RG 250 CR, WR 350 CR, WR 390 CR, WR 430 CR, WR	5/8x1/4" R. 10,16 Z 53	15-16-606
 <p style="text-align: right;">0894</p>	K.T.M. 125 T 51, GS, CR 250 GS, CR 350 GS 495 Pro Lever 500 4 T	5/8x1/4" R. 10,16 Z 52 57	
 <p style="text-align: right;">0895</p>	K.T.M. 125 RV, LV GS 125 MX 80 125 Pro Lever 175 GS, CR	5/8x1/4" R. 10,16 Z 52 57	

ARTICOLO / PART NUMBER	ADATTO PER / SUITABLE FOR	PASSO E DIM PITCH AND DIM	NUM ORIG ORIG NR
 <p>0892</p>	<p>K.T.M.</p> <p>175 GS, CR 250 GS, CR 400 GS, CR 420 GS, CR</p>	<p>5/8x3/8" R. 10,16</p> <p>Z 52 56</p>	
 <p>0896</p>	<p>K.T.M.</p> <p>250 CR (1983)</p>	<p>5/8x1/4" R. 10,16</p> <p>Z 52</p>	
 <p>0294</p>	<p>MAICO</p> <p>250 MC, GS, Twin Link 400 MC, GS 490 MC, GS, Twin Link</p>	<p>5/8x1/4" R. 10,16</p> <p>Z 52 54 56</p>	<p>353-16-062-03</p>
 <p>0314</p>	<p>MONTESA</p> <p>250 King Scorpion RG Enduro 250/360 Cappa VA, VB</p>	<p>5/8x1/4" R. 10,16</p> <p>Z 54 56</p>	
 <p>0321</p>	<p>MONTESA</p> <p>Cota 348 T</p>	<p>5/8x1/4" R. 10,16</p> <p>Z 33</p>	
 <p>0323</p>	<p>MONTESA</p> <p>Cota 247 T</p>	<p>5/8x1/4" R. 10,16</p> <p>Z 40</p>	

www.rpvy.it

ARTICOLO / PART NUMBER	ADATTO PER / SUITABLE FOR	PASSO E DIM PITCH AND DIM.	NUM. ORIG ORIG. NR
 <p style="text-align: right;">8</p>	<p>MOZZO GRIMECA</p> <p>APRILIA RC 50 SP</p> <p>BETA 50 MX 6</p> <p>SIMONINI 50 CR</p>	<p>1/2x3/16" R. 7,75</p> <p>Z 60</p>	
 <p style="text-align: right;">1503</p>	<p>MOZZO GRIMECA</p> <p>FANTIC MOTOR CR 80 Competizione Enduro 80 R.C.</p> <p>KRAMER IT 50 Trial IT 80 CR, Enduro</p> <p>S W M MK 50 MC</p> <p>VALENTI CR 80 W</p>	<p>1/2x5/16" R. 8,51</p> <p>Z 49 52 54 56</p>	
 <p style="text-align: right;">1507</p>	<p>MOZZO GRIMECA</p> <p>AIM 50 CR</p> <p>APRILIA MX 50</p> <p>BETA MX 6 (1978) 125 Trial</p> <p>FANTIC MOTOR 50 Targato 200 Trial</p> <p>PUCH FRIGERIO GS 50/75, MC 50</p> <p>S W M 50 Silver Vase ES, ER/S, ER, CR</p> <p>TGM 50 C. 80</p>	<p>1/2x5/16" R. 8,51</p> <p>Z 52 54 56 58 60 62</p>	
 <p style="text-align: right;">1508</p>	<p>MOZZO GRIMECA</p> <p>S W M Trial 50</p>	<p>1/2x5/16" R. 8,51</p> <p>Z 51</p>	<p>B012470-00</p>

MOZZO GRIMECA

1/2x5/16" R. 8,51

ANCILLOTTI

125 CH GR (1977)

Z 50

56

APRILIA

125 CR Scarabeo

58

60

ASPES

125 Hopi 5/6 Vel.

62

66

BETA

125 GS

DUCATI

125 Six Days

FANTIC MOTOR

125 caballero RG 6 Vel.

SIMONINI

125 RG Long Range R7

S W M

125/175 Silver Vase

ES, ER, RG, CR, ND

Replica 6/7 Vel.

TGM

125 RC, CE



1504

MOZZO GRIMECA

5/8x1/4" R. 10,16

ANCILLOTTI

CRH 125

FH 250 Six Days

Z 44

47

49

APRILIA

CR 125 (1978)

MX 125 (1983)

52

54

56

BETA

125 RG, CR 6 Vel. (1978)

250 /350 CR, GS

58

GILERA

125 CR (1980)

KRAMER

ER, LR 125/250/400 GS, MC

IT 250/350/400/440 RX

Cross Enduro (1982)

S W M

175/250/350 Silver Vase

ES, ER, CR 7 Vel.

125/175/250 GS, RG, MC

TGM

125 RC 77, R 80

250 R 77, R 80


VALENTI

RG 125

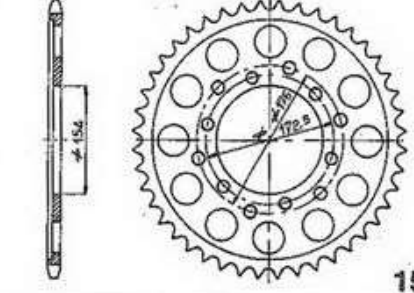
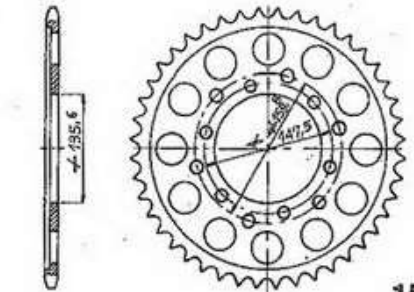
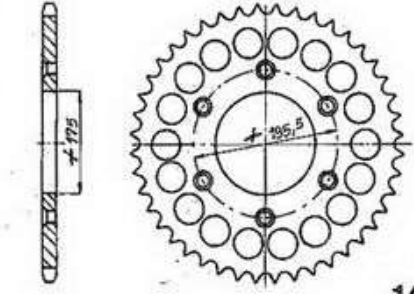
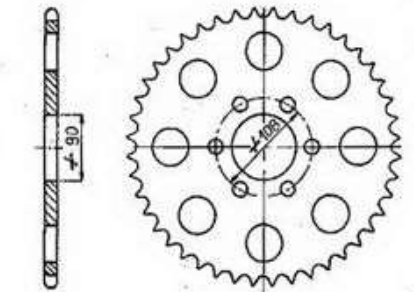
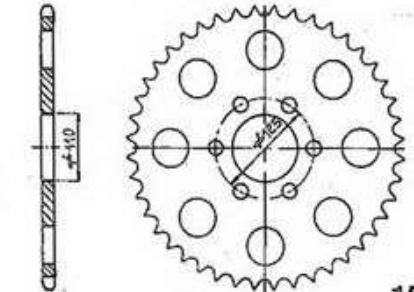
VILLA

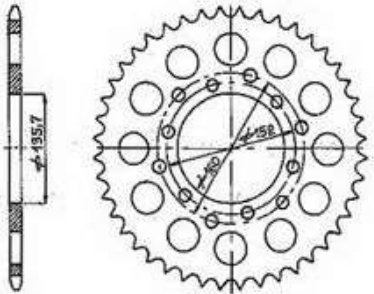
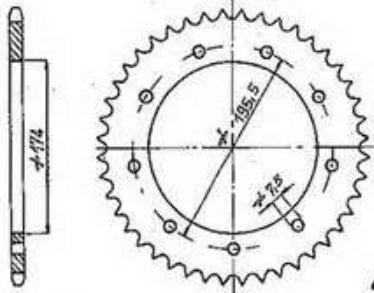
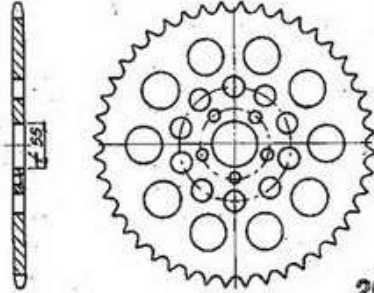
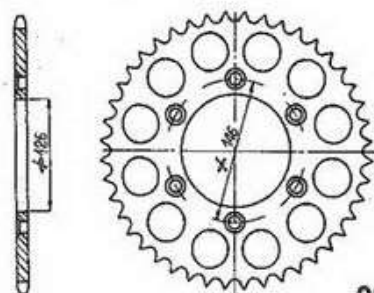
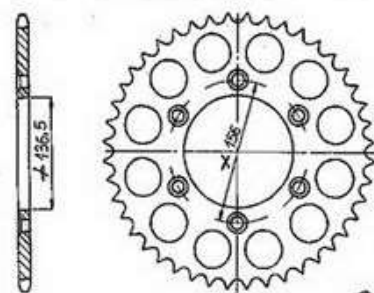
125 RG, CR (1977)

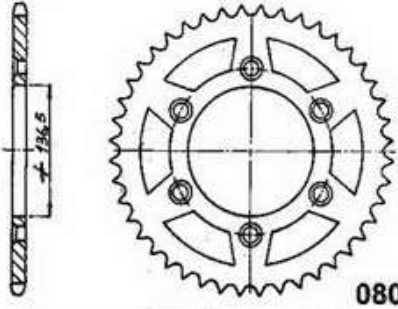
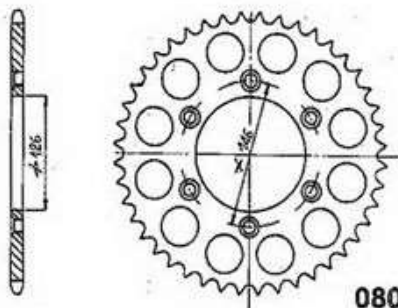
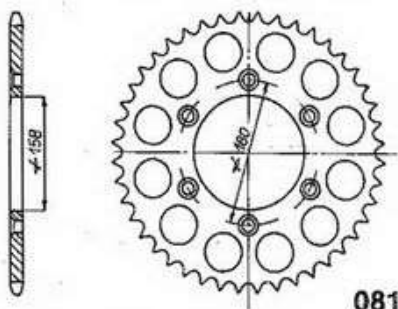
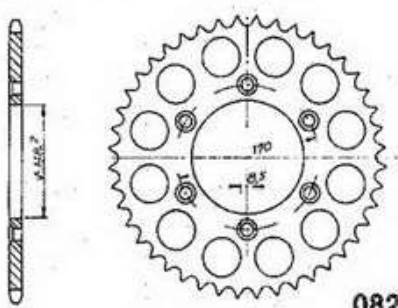
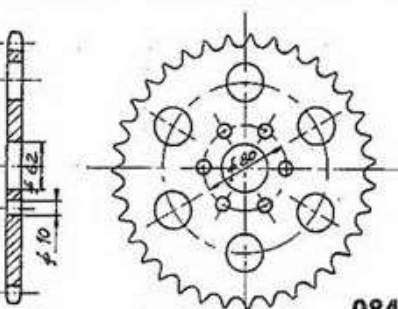
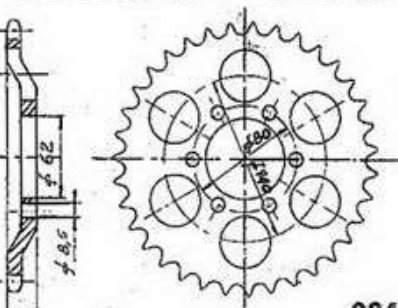
125 MX A 80

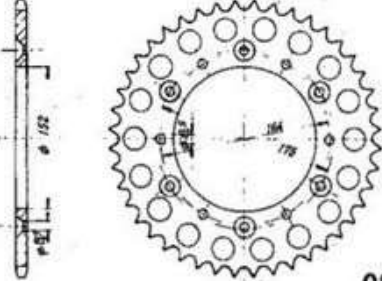


1506

ARTICOLO / PART NUMBER	ADATTO PER / SUITABLE FOR	PASSO E DIM / PITCH AND DIM	NUM. ORIG / ORIG. NR.
 <p style="text-align: right;">1509</p>	<p>MOZZO GRIMECA</p> <p>S W M TF 1 347 MC TF 2 440 MC (1980)</p>	<p>5/8x3/8" R. 10,16</p> <p>Z 44</p>	
 <p style="text-align: right;">1511</p>	<p>MOZZO GRIMECA</p> <p>BETA 240 Trial</p> <p>FANTIC MOTOR Trial 240 7 Days</p> <p>S W M RS 125/240 TL-NW RS 320 TL</p>	<p>5/8x1/4" R. 10,16</p> <p>Z 38 40 42</p>	
 <p style="text-align: right;">1498</p>	<p>MOZZO GRIMECA</p> <p>BETA 250/350/500 GS, CR</p> <p>VILLA 250/400/450 CR</p>	<p>5/8x1/4" R. 10,16</p> <p>Z 52 54 58</p>	
 <p style="text-align: right;">1512</p>	<p>MOZZO GRIMECA</p> <p>APRILIA MX 125 (1979) RC 125/250 (1979)</p> <p>BETA 250/350 GS, CR (1979)</p> <p>CAGIVA 250 MXR (1980)</p> <p>KOSMOS 250 CR</p> <p>S W M RS 125/250/350/500 GS, MC, TF 1 (1979)</p> <p>TGM 250 C 79</p>	<p>5/8x1/4" R. 10,16</p> <p>Z 45 47 50 52 54</p>	
 <p style="text-align: right;">1514</p>	<p>MOZZO GRIMECA</p> <p>CAGIVA WMX 125 CR, WRX 125 RG WMX 250 CR</p> <p>FANTIC MOTOR CR 125 Competizione (1981)</p> <p>GILERA 125 C 1, 125 E 1 (1982)</p> <p>VILLA 125 MX 80, MX 1 125 EL regolarità</p>	<p>5/8x1/4" R. 10,16</p> <p>Z 44 48 50 52 54</p>	

ARTICOLO / PART NUMBER	ADATTO PER / SUITABLE FOR	PASSO E DIM / PITCH AND DIM.	NUM. ORIG. / ORIG. NR.
 <p style="text-align: right;">1516</p>	<p>MOZZO GRIMECA MOZZO RIMOLDI</p> <p>APRILIA MX 250 (1982)</p> <p>BETA CR 125 A (1982) CR 250 (1982)</p> <p>KRAMER IT 125 CR T IT 125 Enduro T</p> <p>VALENTI CR 125 W CR 250 A</p> <p>VILLA 250 MC 350 SME, SM 1 CR 410 MX 80 CR 490</p>	<p>5/8x1/4" R. 10,16</p> <p>Z 48 50 52 54</p>	
 <p style="text-align: right;">400</p>	<p>PUCH FRIGERIO</p> <p>GS 125/250 (1978) MC 250/500 (1979)</p>	<p>5/8x1/4" R. 10,16</p> <p>Z 46 48 50</p>	
 <p style="text-align: right;">2003</p>	<p>SPEEDWAY</p> <p>Motore Jawa</p>	<p>5/8x1/4" R. 10,16</p> <p>Z 57 58 59 60</p>	
 <p style="text-align: right;">0805</p>	<p>SUZUKI</p> <p>RM 125 N (1979)</p>	<p>1/2x5/16" R. 8,51 (428)</p> <p>Z 57 59 61</p>	<p>64511-40200</p>
 <p style="text-align: right;">0806</p>	<p>SUZUKI</p> <p>RM 250 RM 400 (1979)</p>	<p>5/8x1/4" R. 10,16 (520)</p> <p>Z 48 50 52</p>	<p>www.rpw.it</p>

ARTICOLO / PART NUMBER	ADATTO PER / SUITABLE FOR	PASSO E DIM PITCH AND DIM	NUM. ORIG ORIG. NR.
 <p style="text-align: right;">0807</p>	<p>SUZUKI RM 125 C (1978)</p>	<p>1/2x5/16" R. 8,51 (428) Z 57 59 61</p>	<p>64511-41010 65411-41030 64511-41050</p>
 <p style="text-align: right;">0808</p>	<p>SUZUKI RM 125 T (1980) RM 250 (1982)</p>	<p>5/8x1/4" R. 10,16 (520) Z 49 50 51</p>	
 <p style="text-align: right;">0817</p>	<p>SUZUKI RM 250 A, B, C RMH 350 A, B, C RM 370</p>	<p>5/8x1/4" R. 10,16 (520) Z 50 52</p>	<p>64511-40731</p>
 <p style="text-align: right;">0821</p>	<p>SUZUKI RM 500 (1982)</p>	<p>5/8x1/4" R. 10,16 (520) Z 49</p>	
 <p style="text-align: right;">0845</p>	<p>YAMAHA YZM 125 MX 125 (1981) XT 250 (1980-83) SR 250 (1980-83)</p>	<p>5/8x1/4" R. 10,16 (520) Z 45 48 50 52</p>	
 <p style="text-align: right;">0847</p>	<p>YAMAHA TY 250 Trial</p>	<p>1/2x5/16" R. 8,51 (428) Z 52 53 54</p>	<p>434-25453-01</p>

ARTICOLO / PART NUMBER	ADATTO PER / SUITABLE FOR	PASSO E DIM PITCH AND DIM	NUM. ORIG. ORIG. NR.
 <p style="text-align: right;">0853</p>	<p>YAMAHA</p> <p>YZG 125/250/465 YZH 125/250/465 YZ 250/400 XT 400 DT 400 MX 1 R 6 XT 500 1 U 6</p>	<p>5/8x1/4" R. 10,16 (520)</p> <p>Z 48 50 52 54</p>	<p>3R4-25448-00 431-25452-04</p>

www.rpw.it

CONDIZIONI GENERALI DI VENDITA

1) ORDINI - Gli ordini per materiale standard e speciale devono essere sempre riferiti alle offerte della CHIARAVALLI INGRANAGGI S.p.A. Le ordinazioni sono impegnative per il cliente. Una volta iniziata la lavorazione non si accettano annullamenti o riduzioni dell'ordine salvo il risarcimento da parte del cliente dei costi di materiale e di lavorazione sostenuti fino al momento della sospensione. La quantità spedita può variare del $\pm 5\%$ rispetto alla quantità ordinata.

2) PREZZI - Si intendono quelli in vigore alla data dell'ordine. Tutti i prezzi sono per merce resa franco Premezzo, imballo escluso. Qualora nel corso della fornitura si verificassero aumenti nel materiale o negli altri costi di produzione è facoltà della CHIARAVALLI INGRANAGGI S.p.A. di adeguare i prezzi, anche per gli ordini in corso, agli aumenti verificatisi.

3) TERMINI DI CONSEGNA - Sono da considerarsi validi solo i termini di consegna indicati dalla CHIARAVALLI INGRANAGGI S.p.A. Essi sono da considerarsi comunque solo indicativi. Nei casi di difficoltà nell'approvvigionamento dei materiali, di sciopero o comunque in tutti i casi di forza maggiore, i termini di consegna vengono automaticamente prorogati senza che la CHIARAVALLI INGRANAGGI S.p.A. sia tenuta a corrispondere indennizzi di sorta. Il cliente ha in ogni caso l'obbligo del ritiro del materiale speciale ordinato all'approntamento.

4) SPEDIZIONI - Le spedizioni si intendono a carico del committente ed eseguite a suo rischio e pericolo anche quelle franco di porto. I reclami per gli eventuali ammanchi devono presentarsi entro 8 gg. dal ricevimento della merce. Qualora venga pattuito che il costo del trasporto sia a carico, anche solo in parte, della CHIARAVALLI INGRANAGGI S.p.A., questa si riserva il diritto di scegliere il mezzo di spedizione più economico.

5) IMBALLO - L'imballo è fatturato al prezzo di costo.

6) GARANZIA - La ditta CHIARAVALLI INGRANAGGI S.p.A. si impegna a riparare o sostituire gratuitamente quei pezzi da essa riconosciuti difettosi. La merce contestata dev'essere resa alla sede della CHIARAVALLI INGRANAGGI S.p.A., franco di ogni spesa. La garanzia decade qualora i pezzi resi come difettosi siano stati riparati o manomessi. Le riparazioni di pezzi difettosi eseguite dal committente saranno riconosciute solamente dietro autorizzazione della CHIARAVALLI INGRANAGGI S.p.A. e dopo approvazione di essa del preventivo di spesa. La CHIARAVALLI INGRANAGGI S.p.A. non assume responsabilità né riconosce indennizzi di sorta per danni che si verificassero durante l'impiego dei suoi prodotti anche se difettosi.

7) PAGAMENTI - Saranno riconosciuti validi solo i pagamenti effettuati nei modi e nei termini pattuiti. Trascorso il termine di pagamento la CHIARAVALLI INGRANAGGI S.p.A. conteggerà gli interessi di mora al tasso del 3% superiore a quello legale, fermo il diritto di esigere il pagamento. In caso di ritardato o mancato pagamento da parte del committente la ditta CHIARAVALLI INGRANAGGI S.p.A. si riserva il diritto di sospendere le consegne degli ordini in corso o di pretendere il pagamento anticipato senza riconoscere al committente indennizzi di sorta o risarcimenti. Qualsiasi contestazione dei materiali in corso di fabbricazione o già in possesso del committente non libera quest'ultimo dall'effettuare il pagamento alla scadenza stabilita e per l'intero ammontare della fattura senza alcuna detrazione.

8) PROPRIETÀ - Tutta la merce spedita rimane sempre di proprietà della Ditta CHIARAVALLI INGRANAGGI S.p.A. fino al pagamento completo delle sue fatture.

9) FORO COMPETENTE - Qualsiasi controversia inerente ai rapporti commerciali con la CHIARAVALLI INGRANAGGI S.p.A. sarà di competenza del Tribunale di Busto Arsizio.

GENERAL TERMS OF SALE

1) ORDERS - Orders for standard and special materials or to drawings must always refer to Messrs CHIARAVALLI's offer. Orders are compelling for client and, from starting of production, cancellations or reductions, even if partial, won't be accepted, excepting indemnity of manufacturing and material costs met up to cancellation. We reserve the right to supply plus/minus 5% of the quantity ordered.

2) PRICES - Prices are the effective ones at order-date. All prices have to be understood Ex-Factory, excluding packing. Should increases in manufacturing costs, materials and so on, take place between the date of our order-confirmation and completion of order, our prices will be amended accordingly without prior notice being given.

3) DELIVERY TERMS - Only the deliverytime stated by Messrs. CHIARAVALLI INGRANAGGI S.p.A. must be considered valid. The quoted terms of delivery are without engagement, i.e. not legally binding. Indemnification claims for non-fulfilment of/or belated deliveries are not accepted. The purchaser is not entitled to refuse part deliveries. The purchaser is forced to accept the deliveries to our normal working. Unforeseen events such as force majeure, breakdown, transportation delays, difficulties in supply of raw material, strikes, lockouts in our or in the plants of our suppliers, likewise wastage involving extra production, entitle us to postpone delivery for the period of the handicap and an appropriate new start or to cancel the uncompleted part of the contract at our discretion.

4) DESPATCHES - The despatch of goods, including freight free deliveries is effected to the best judgement but without obligation, and at sole risk of the purchaser. Claims for eventual shortage must be produced within eight (8) days from receipt of goods. If transport freight, even if partially, are paid by Messrs. CHIARAVALLI INGRANAGGI S.p.A., they reserve the right to choose the means of conveyance.

5) PACKING - Packing cases are charged at cost.

6) WARRANTY - Messrs. CHIARAVALLI INGRANAGGI S.p.A. engage themselves to repair or replace, free of charge, pcs; they recognize faulty. Said goods have to be returned free our warehouse, packing and customs included. Warranty decay when pcs. returned as wanting, have been repaired or tempered with. Reworking of defective pcs. made by the buyer will be recognized only if entitled by Messrs. CHIARAVALLI INGRANAGGI S.p.A. after their approval of estimate. Messrs. CHIARAVALLI INGRANAGGI S.p.A. do not take responsibility upon eventual damages involved in the use of their products, even if defective.

7) PAYMENTS - Will be considered valid only payments effected according to terms agreed. When exceeding our payment terms, interest at 3% above the bank interest we have to pay is imposed without formal notice of detention. Non observance of the payment terms, or circumstances becoming known to us after the conclusion of the contract which are apt to diminish the credit worthiness of the buyer, immediately cause all debts to have matured. In addition, this entitles us to make further deliveries only against payment in advance, or to retire from the contract and claim compensation for non-fulfilment thereof. Withholding or compensation offset is not accepted.

8) PROPERTY - All the goods delivered remain always of property of Messrs. CHIARAVALLI INGRANAGGI S.p.A. up to the time of complete payment of the invoices.

9) COURT OF JUSTICE - In the event of debate the Court of Busto Arsizio (VA) have exclusive jurisdiction for purchaser and seller.

www.rpv.it

