

SPARE PARTS LIST
 for
HARLEY-DAVIDSON
MOTORCYCLES
SOLO ONLY

THIS BOOK COVERS

MODELS	CONTRACTS	U.S.A. REGISTRATION Nos.
1940 WLA	{ W-398-QM-7518 W-398-QM-7737	{ W-63,316 to 63,725 Inc. W-63,746 to 63,756 Inc.
1941 WLA	{ W-398-QM-8356 W-398-QM-9098	{ W-64,291 to 64,939 Inc. W-65,443 & 65,441 W-65,448 to 66,647 Inc. W-67,848 to 68,447 Inc.
1942 WLA	W-398-QM-10530	{ 69,888 to 69,999 Inc. 610,000 to 614,687 Inc.
Contract	DA-W-398-QM-185	For Brazil

PARTS BOOK SUPPLEMENT

The following changes and corrections apply to the Parts List indicated above. These changes affect only 1942 models on Contract W-398-QM-10530.

Page No.	Part No.	Name of Part	Number Used On			List Price Ea.
			40WLA	41WLA	42WLA	
		<u>GROUP 4100</u> <u>CRANK CASE - FITTINGS</u>				
Correct 7	480-38	Switch, oil pressure	1	1	1	1.25
Correct 7	480-42M	Switch, oil pressure use 480-38 <u>GROUP 5500</u>				
		<u>FOOTBOARD GROUP</u>				
Correct 28		Void part 13345-42M Footrest cpt.				
Correct 28		Void part 13346-42M Rubber, footrest <u>GROUP 5800</u>				
		<u>SEAT POST GROUP</u>				
Correct 28	3103-29	Plate, seat bar	1	1	To #611203	.25
Add 28	3103-41	Plate, seat bar	0	0	Over #611203	.25
Correct 28	3105-30M	Bar, seat	1	1	To #611203	4.50
Add 28	3105-41	Bar, seat	0	0	Over #611203	4.50
Correct 28	3121-30	Plunger assembly	1	1	To #611203	4.00
Correct 28	3123-30	Plunger assembly	1	1	To #611203	4.00
Add 28	3122-41M	Plunger assembly	0	0	Over #611203	4.00
Correct 28	186-10	Spring, seat post aux.	1	1	To #611203	.20
Correct 28	3133-30	After #611203 - four pieces are used				.10
Correct 28	3137-30	Rod, seat post	1	1	To #611203	.90
Add 28	3137-41M	Rod, seat post	0	0	Over #611203	.90
		<u>GROUP 5700</u> <u>MUDGUARD (FENDER) GROUP</u>				
Correct 32	3702-40M	Mudguard cpt., front	1	1	To #611203	5.50
Add 32	3702-42M	Mudguard cpt., front	0	0	Over #611203	5.50
		<u>GROUP 4600</u> <u>HORN GROUP</u>				
Add 43	4800-42M	Horn and bracket assem.	0	0	Over #611203	4.00
		The above assembly provides all the fittings necessary to move the headlight to the new lowered position.				
Correct 43	4801-42M	Horn assembly	1	1	To #611203	3.00
Add 43	4801-42AM	Horn assembly	0	0	Over #611203	2.50
Correct 43	4829-42	Plate, horn terminal	1	1	To #611203	.30
Add 43	4829-42M	Plate, horn terminal with rivets	0	0	Over #611203	.40
Correct 43	4856-42	Bolt, horn bracket spring plate	2	2	To #611203	.05
Add 43	4856-42M	Bolt, horn mounting, left	0	0	Over #611203	.05
Add 43	036	Screw, horn mounting, right	0	0	Over #611203	.02
		<u>GROUP 4600</u> <u>HEADLIGHT AND TAIL LAMP PARTS</u>				
Correct 44	4966-36N	Bracket, headlight	1	1	To #611203	.75
Add 44	4966-42M	Bracket, headlight and horn	0	0	Over #611203	1.50
Add 44	064	Bolt, bracket lower end	0	0	Over #611203	.05
Add 44	0117	Nut, bracket bolt	0	0	Over #611203	.05
Correct 45	4999-42M	Void this part. Never used				

www.Foxit.com

DIRECTIONS FOR USING PARTS BOOK

This book consists of a complete list of all service parts for the WLA Solo Model built expressly for the U.S. Army. It also includes definite stockage recommendations.

The first section of this book lists all service parts, arranged by assembly groups in logical sequence, and fully illustrated. To locate a part look up the assembly in the index on page 2 and turn to the page indicated. Illustrations are as close to the groups of parts as possible.

Following the first section of the book is a numerical list of "O" parts. These "O" parts are screws, nuts, washers, lock washers, steel balls, cotter pins, rivets and grease fittings that may be used in several assembly groups. Sizes are marked for easy identification.

In the last section of the book, we have listed numerically all part numbers, showing the page numbers on which the parts are listed. This section also shows the list prices of all parts.

A complete bearing chart is shown in the back of the book.

Parts stockage recommendations appear after each item in the first section of the book, with the exception of the "O" parts. The recommendations on "O" parts are shown in the numerical list of "O" parts.

The suggested stockage of parts for 100 units is to cover light field repairs only. It is suggested that each unit operating 100 units or nearly 100 units maintain a stock of spare parts at approximately the quantity shown.

The proposed quantities for 1000 units will cover a reservoir of stock for field repairs, as well as a sufficient supply of spare parts for both light and heavy repairs at a main repair base. The figures are based on a 12 months supply.

Parts stockage figures are carefully worked out on the basis of factory experience lists supplemented by special experience data based on actual Army Service. They may vary somewhat, of course, because of difference in climate, terrain, methods of operation or type of service. However, they should serve as an excellent guide in requisitioning and maintaining stocks.

Some items, such as keys, bearings, gaskets, bolts, nuts and washers, etc., may possibly be drawn from a PARTS COMMON stock. Such items are designated by listing the manufacturer's name and number, or the exact size, immediately after the part. Where parts do not show such a listing, they cannot be considered as PARTS COMMON and are available only as Harley-Davidson parts. Bolts, nuts, washers, etc., as listed in the "O" list cannot be considered PARTS COMMON if they are marked special, and sizes must always check exactly.

Harley-Davidson part numbers lend themselves to a strictly numerical arrangement of stock, or of stock record cards, etc. Each part number consists of the part number proper followed by the indication of the year that the part went into our standard production. No. 2076-41A, therefore, is part 2076 starter crank that we started to use in 1941.

The suffix "N" after a part number indicates that the part is a standard production item, with a special finish for military use.

For Brazil

Use only the parts listed for 1942 WLA Model. Windshield and legshield Group on pages 48 and 49 is not used, starting with part 11296-38N. Also eliminate 13345-42M and 13346-42M on page 28.

www.rpw.it

INDEX OF ASSEMBLY GROUPS

MOTORS

	Page
Motors, Cylinders, Heads.....	3
Valves, Fittings, Tappets.....	3
Pistons, Connecting Rods, Rod Bearings....	4
Flywheels, Shafts.....	5
Crank Case, Fittings.....	6
C.C. Relief, Gear Covers, Oil Pumps.....	7
Mufflers, Exhaust Pipes.....	9
Inlet Pipes, Carburetors.....	10
Carburetor Parts.....	11
Air Cleaner.....	11

GENERATORS

Generator, Relay, Frame and Fields.....	12
Circuit Breaker (Timer).....	14
Armature Group.....	15
Brush Plate Group.....	15
Spark Coil Group.....	15

POWER TRANSMISSION

Drive Chains and Reapir Links.....	15
Sprockets.....	16
Starter Crank and Pedal.....	16
Starter Parts.....	17
Three Speed and Parts WLA.....	17
Clutch and Clutch Parts WLA.....	21

FRAME - TANKS - GUARDS

Front Forks and Fittings.....	24
Frame Head Bearings.....	25
Steering Damper and Parts.....	25
Frame and Fittings.....	26
Footboard Group.....	27
Rear Stand Group.....	27
Seat Post Group.....	28
Saddle Group.....	29
Handlebars and Controls.....	29
Tool Box Group.....	30
Tank Group.....	30

FRAME - TANKS - GUARDS (Continued)

	Page
Oil Pipes and Gas Pipes.....	31
Mudguards (Fenders).....	32
Chain Guards.....	33

WHEELS - BRAKES

Rims and Spokes.....	34
Front Wheels and Parts WLA.....	34
Interchangeable Wheels and Parts.....	35
Rear Axle and Fittings.....	35
Rear Wheel Brake Parts.....	36
Front Brake Parts.....	37
Front Brake Control Parts.....	38

ELECTRICAL EQUIPMENT

Batteries, Battery Cases, Relay.....	39
Instrument Panel and Switch.....	40
Wiring.....	41
Handlebar Switches.....	43
Horn Group.....	43
Headlight & Tail-Lamp Parts.....	44
Black Out Lights And Parts.....	45

ACCESSORIES

Tool Kits, Equipment.....	47
Solo-Windshield & Parts.....	47
Handlebar Windshield and Legshields.....	48
Speedometer Parts.....	50
Safety Guards and Fittings.....	50
Jiffy Stands and Parts.....	50
Buddy Seat Parts.....	51

MISCELLANEOUS

Screws, Bolt, Nuts, Washers, Cotter Pins, Balls, Rivets & Grease Nipples.....	52
Numerical List of Part Numbers.....	56
Bearing Chart.....	Back Cover


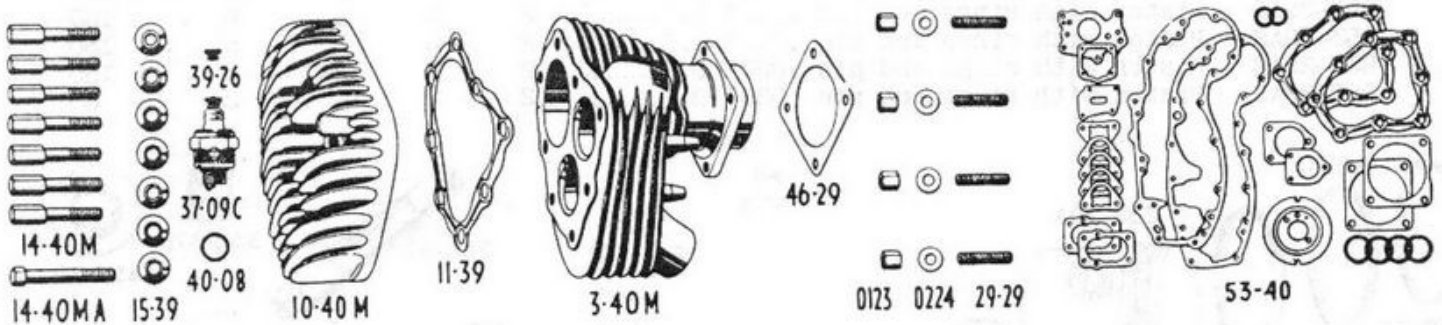


Photo No.	Part Number	Name of Part	Number Used On			Used For	
			40WLA	11WLA	42WLA	100 Units	1000 Units

GROUP 4100 MOTORS - CYLINDERS - HEADS

1-40M	Motor Assembly complete.....	1	1	1	5	16
2-40M	Cylinder, front, only.....	1	1	1	2	24
3-40M	Cylinder, rear, only.....	1	1	1	2	24
9-40M	Head, front cylinder.....	1	1	1	1	16
10-40M	Head, rear cylinder.....	1	1	1	1	16
11-39	Gasket, cylinder head.....	2	2	2	50	1800
14-40M	Bolt, cylinder head, short.....	14	14	14	14	300
14-40MA	Bolt, cylinder head, long.....	2	2	2	2	60
15-39	Washer, cylinder head bolt.....	14	14	14	14	300
29-29	Stud, cylinder base.....	8	8	8	4	54
0123	Nut, cylinder base stud.....	8	8	8	See "0"	11st
	3/8"-24 x 1/2" x 9/16" hexagon nut					
37-09C	Spark plug, Harley-Davidson #3.....	2	2	2	80	2000
39-26	Nut, spark plug terminal.....	2	2	2	2	20
40-08	Gasket, spark plug.....	2	2	2	2	15
	23/32" I.D. x 15/16" O.D. folded copper.					
46-29	Gasket, cylinder base.....	2	2	2	80	2000
53-40	Gasket set, for motor.....	1	1	1	12	200



GROUP 4100 VALVES - FITTINGS - TAPPETS

163-32	Valve, inlet.....	2	2	2	6	180
165-32	Valve, exhaust.....	2	2	2	6	200
166-32	Guide, valve.....	4	0	0	6	800
166-41	Guide, valve.....	0	4	4	6	800
167-38	Oil seal, valve guide.....	4	4	4	20	248
168-32	Spring, valve.....	4	0	0	30	500
168-41	Spring, valve.....	0	4	4	30	500
170-30	Collar, valve spring.....	4	4	4	2	15
172-30	Key, valve collar.....	4	4	4	10	128
173-31	Cover, upper, valve spring.....	4	0	0	2	45
173-41	Cover, upper, valve spring.....	0	4	4	2	45
174-31	Cover, lower, valve spring.....	4	4	4	2	29
175-29	Packing, valve cover.....	4	4	4	24	600
176-26	Gasket, valve cover.....	4	4	4	80	2700

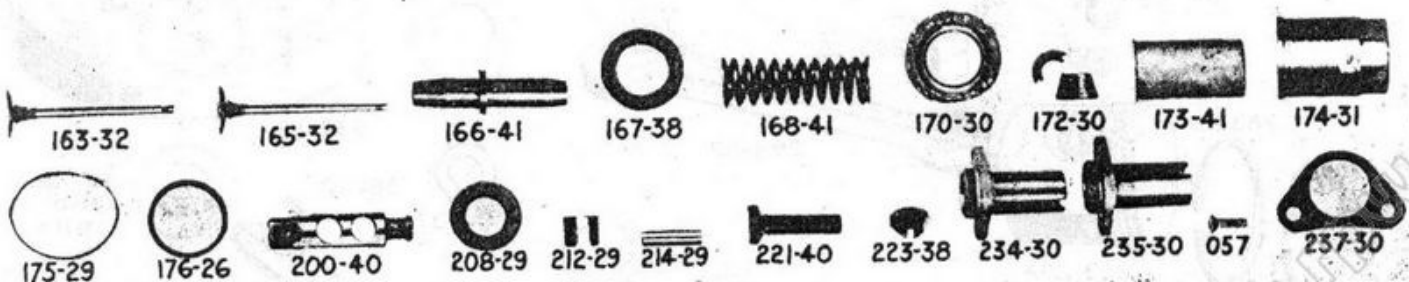


Photo No.	Part Number	Name of Part	Number Used On			Used For	
			40WLA	41WLA	42WLA	100 Units	1000 Units

GROUP 4100 VALVES - FITTINGS - TAPPETS - (Continued)

185-41M	Collar, valve guide, (Supplied on spare cylinders only).....	4	4	4	2	20
200-40	Tappet.....	4	4	4	4	70
208-29	Roller, tappet.....	4	4	4	0	100
212-29	Bushing, tappet roller.....	4	4	4	0	100
214-29	Pin, tappet roller.....	4	4	4	0	100
221-40	Screw, tappet.....	4	4	4	10	280
223-38	Nut, tappet screw.....	4	4	4	10	260
234-30	Guide, front tappet.....	2	2	2	2	20
235-30	Guide, rear tappet.....	2	2	2	2	20
057	Screw, tappet guide..... 1/4"-24 U.S.F. x 1/8" Oval countersunk head screw.	8	8	8	See "0" list	
237-30	Gasket, tappet guide.....	5	5	5	16	400

GROUP 4100 PISTONS - CONNECTING RODS - ROD BEARINGS

253-29A	Piston with rings and pin - Std.....	2	2	2	10	500
253-29AS	Piston with rings and pin .005" O.S.....	2	2	2	6	150
253-29AS	Piston with rings and pin .010" O.S.....	2	2	2	6	150
253-29AS	Piston with rings and pin .020" O.S.....	2	2	2	6	150
253-29AS	Piston with rings and pin .030" O.S.....	2	2	2	2	50

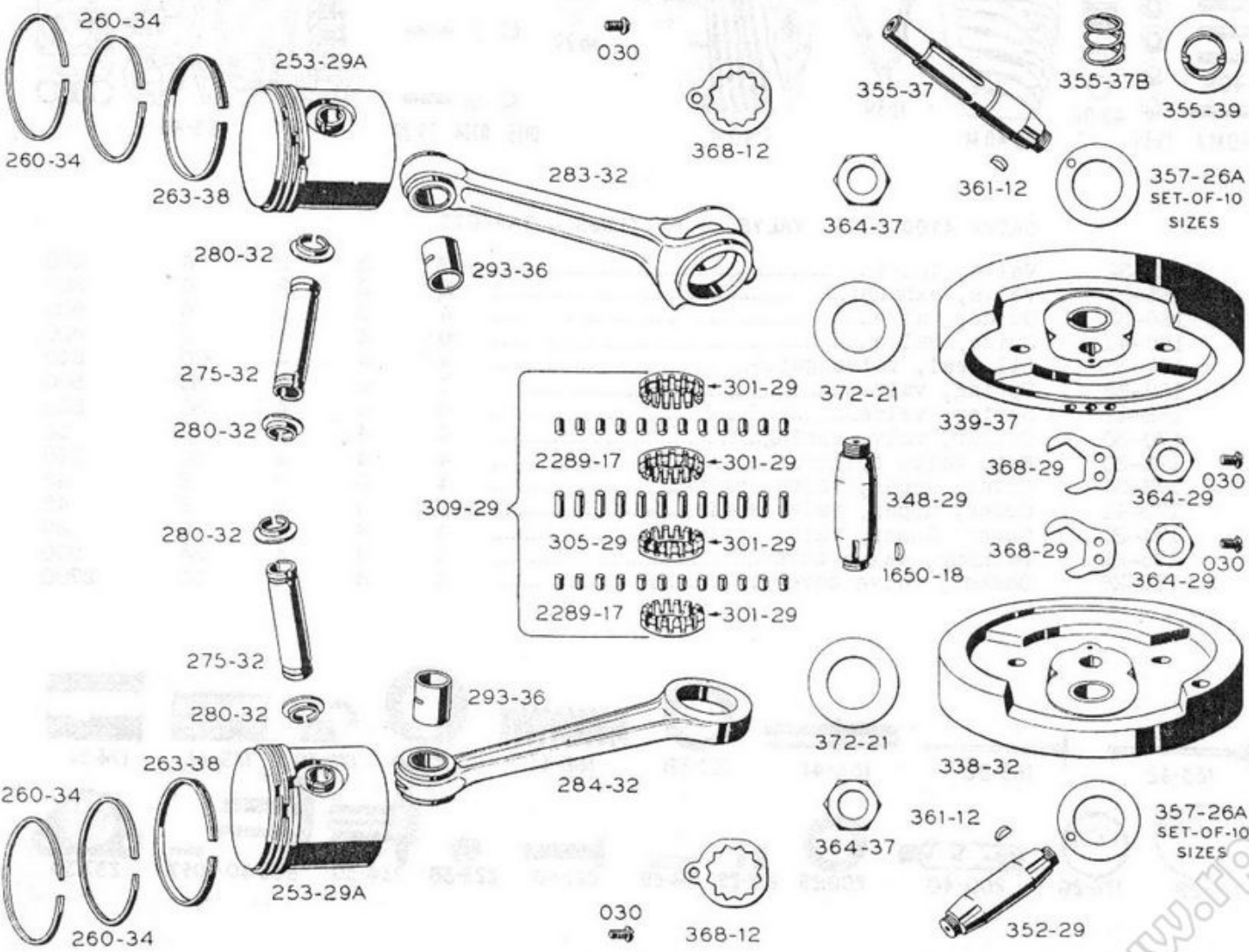


Photo No.	Part Number	Name of Part	Number Used On			Used For	
			40WLA	41WLA	42WLA	100 Units	1000 Units

GROUP 4100 PISTONS - CONNECTING RODS - ROD BEARINGS - (Continued)

253-29AS	Piston with rings and pin .040" O.S.....	2	2	2	2	30
260-34	Piston compression ring (.0935" wide)Std	4	4	4	40	2000
260-34S	Piston compression ring (.0935" wide) .005" O.S.....	4	4	4	12	400
260-34S	Piston compression ring (.0935" wide) .010" O.S.....	4	4	4	12	400
260-34S	Piston compression ring (.0935" wide) .020" O.S.....	4	4	4	12	400
260-34S	Piston compression ring (.0935" wide) .030" O.S.....	4	4	4	12	400
260-34S	Piston compression ring (.0935" wide) .040" O.S.....	4	4	4	0	200
263-38	Oil control ring, standard.....	2	2	2	10	500
263-38S	Oil control ring .005" O.S.....	2	2	2	6	100
263-38S	Oil control ring .010" O.S.....	2	2	2	6	100
263-38S	Oil control ring .020" O.S.....	2	2	2	6	100
263-38S	Oil control ring .030" O.S.....	2	2	2	6	75
263-38S	Oil control ring .040" O.S.....	2	2	2	0	50
275-32	Piston pin, standard.....	2	2	2	10	200
275-32S	Piston pin - .002" O.S.....	2	2	2	6	100
275-32S	Piston pin - .004" O.S.....	2	2	2	6	100
275-32S	Piston pin - .006" O.S.....	2	2	2	6	100
275-32S	Piston pin - .008" O.S.....	2	2	2	6	75
275-32S	Piston pin - .010" O.S.....	2	2	2	2	25
280-32	Piston pin lock ring.....	2	2	2	50	1800
283-32	Rear connecting rod complete.....	1	1	1	0	18
284-32	Front connecting rod complete.....	1	1	1	0	14
289-32	Set connecting rods complete.....	1	1	1	0	40
293-36	Piston pin bushing.....	2	2	2	40	1000
301-29	Crank pin roller retainer.....	4	4	4	0	1000
2289-17	Crank pin roller, short - standard.....	24	24	24	0	2000
2289-17S	Crank pin roller, .0002" O.S.....	24	24	24	0	2000
2289-17S	Crank pin roller, .0004" O.S.....	24	24	24	0	2000
2289-17S	Crank pin roller, .0006" O.S.....	24	24	24	0	2000
2289-17S	Crank pin roller, .0008" O.S.....	24	24	24	0	2000
2289-17S	Crank pin roller, .001" O.S.....	24	24	24	0	2000
305-29	Crank pin roller, long, standard.....	12	12	12	0	1000
305-29S	Crank pin roller, long, .0002" O.S.....	12	12	12	0	1000
305-29S	Crank pin roller, long, .0004" O.S.....	12	12	12	0	1000
305-29S	Crank pin roller, long, .0006" O.S.....	12	12	12	0	1000
305-29S	Crank pin roller, long, .0008" O.S.....	12	12	12	0	1000
305-29S	Crank pin roller, long, .001" O.S.....	12	12	12	0	1000
309-29	Set of rollers and retainers, standard...	1	1	1	0	40
309-29S	Set of rollers and retainers, .0002" O.S.	1	1	1	0	40
309-29S	Set of rollers and retainers, .0004" O.S.	1	1	1	0	40
309-29S	Set of rollers and retainers, .0006" O.S.	1	1	1	0	40
309-29S	Set of rollers and retainers, .0008" O.S.	1	1	1	0	40
309-29S	Set of rollers and retainers, .001" O.S.	1	1	1	0	40

GROUP 4100 FLYWHEELS - SHAFTS

331-37	Flywheels, set with shafts.....	1	1	1	0	44
338-32	Flywheel, left.....	1	1	1	0	5
339-37	Flywheel, right.....	1	1	1	0	5
348-29	Pin, crank.....	1	1	1	0	600
352-29	Shaft, sprocket.....	1	1	1	0	90
355-37	Shaft, gear side.....	1	1	1	0	90
355-37B	Spring, seal ring.....	1	1	1	0	10
355-39	Ring, bearing seal.....	1	1	1	0	30
357-26A	Collars, set thrust (10 sizes).....	1/10	1/10	1/10	0	24
Above is supplied .066" to .102" thick in steps of .004"						
361-12	Key, sprocket and gear shaft.....	2	2	2	24	400


Photo No.	Part Number	Name of Part	Number Used On			Used For	
			40WLA	41WLA	42WLA	100 Units	1000 Units

GROUP 4100 FLYWHEELS - SHAFTS - (Continued)

1650-18	Key, crank pin.....	1	1	1	0	100
	#3-1/2" x 1/8" Woodruff.					
364-29	Nut, sprocket and gear shaft.....	2	2	2	0	50
364-37	Nut, crank pin.....	2	2	2	0	50
368-12	Washer, shaft nut lock.....	2	2	2	0	50
368-29	Washer, shaft nut lock.....	2	2	2	0	60
030	Screw, for lock washer.....	4	4	4	See "0"	11st
	#10-24 x 3/8 Fill. head screw.					
372-21	Washer, flywheel.....	2	2	2	0	150

GROUP 4100 CRANK CASE - FITTINGS

403-37	Crank case set.....	1	1	1	0	5
406-37A	Crank case, left side.....	1	1	1	0	3
410-37A	Crank case, right side.....	1	1	1	0	2
411-37	Strainer, oil crank case.....	1	1	1	0	6
411-37A	Pin, strainer retaining.....	1	1	1	0	3
	1/8" x 1-3/4" round pin.					



413-39A	Bushing, right roller bearing.....	1	1	1	0	100
414-37	Bearing complete, right case STD.....	1	1	1	0	20
414-37S	Bearing, gear side .0002" O.S.....	1	1	1	0	4
414-37S	Bearing, gear side .0004" O.S.....	1	1	1	0	4
414-37S	Bearing, gear side .0006" O.S.....	1	1	1	0	4
414-37S	Bearing, gear side .0008" O.S.....	1	1	1	0	4
414-37S	Bearing, gear side .001" O.S.....	1	1	1	0	4
414-39A	Washer, right bearing.....	1	1	1	0	40
415-37	Retainer, right bearing rollers.....	2	2	2	0	90
305-29	Roller, right bearing STD.....	12	12	12	0	1000
305-29S	Roller, right bearing .0002" O.S.....	12	12	12	0	1000
305-29S	Roller, right bearing .0004" O.S.....	12	12	12	0	1000
305-29S	Roller, right bearing .0006" O.S.....	12	12	12	0	1000
305-29S	Roller, right bearing .0008" O.S.....	12	12	12	0	1000
305-29S	Roller, right bearing .001" O.S.....	12	12	12	0	1000
416-39	Bushing, left roller bearing.....	1	1	1	0	60
417-29	Retainer, left bearing rollers.....	2	2	2	0	240
304-15	Roller, left bearing STD.....	24	24	24	0	1000
304-15S	Roller, left bearing .0002" O.S.....	24	24	24	0	1000
304-15S	Roller, left bearing .0004" O.S.....	24	24	24	0	1000
304-15S	Roller, left bearing .0006" O.S.....	24	24	24	0	1000
304-15S	Roller, left bearing .0008" O.S.....	24	24	24	0	1000

Photo No.	Part Number	Name of Part	Number Used On			Used For	
			40WLA	41WLA	42WLA	100 Units	1000 Units

GROUP 4100 CRANK CASE - FITTINGS--Continued


304-15S	Roller, left bearing .001" O.S.....	24	24	24	0	1000
419-29	Bearing complete, left case STD.....	1	1	1	0	24
419-29S	Bearing, sprocket shaft roller cpt. .0002" O.S.....	1	1	1	0	5
419-29S	Bearing, sprocket shaft roller cpt. .0004" O.S.....	1	1	1	0	5
419-29S	Bearing, sprocket shaft roller cpt. .0006" O.S.....	1	1	1	0	5
419-29S	Bearing, sprocket shaft roller cpt. .0008" O.S.....	1	1	1	0	5
419-29S	Bearing, sprocket shaft roller cpt. .001" O.S.....	1	1	1	0	5
421-39	End, left bearing.....	1	1	1	0	10
422-39	Washer, left bearing.....	1	1	1	0	16
423-39	Ring, spring, left bearing.....	2	2	2	0	60
437-26	Bolt, motor fastening.....	4	4	4	4	60
0128	Nut, motor fastening bolt..... 3/8"-24 U.S.F. x 15/32" x 9/16" hexagon nut.	4	4	4	See "0" list	
0224	Washer, plain, motor fastening bolt..... 3/8" x 13/16" x 1/16" flat steel washer.	4	4	4	See "0" list	
442-10	Stud, crank case, 1-5/8".....	2	2	2	3	24
442-37	Stud, crank case, 4-1/2".....	1	1	1	3	32
443-37	Bolt, crank case, 2-3/4".....	2	2	2	4	60
444-37	Stud, crank case, 5".....	2	2	2	4	60
451-37	Nut, crank case stud.....	10	10	10	12	180
453-11	Plug, crank case drain.....	1	1	1	2	24
2326-38	Plug, timing hole.....	1	1	1	2	30
480-38	Switch, oil pressure.....	1	1	0	6	130
480-42M	Switch, oil pressure.....	0	0	1	6	130
010	Screw, oil pressure..... 6-32 U.S.F. x 1/4" Fillister head screw.	0	0	1	See "0" list	
482-38	Nipple, oil pressure switch.....	1	1	0	0	5
3572-36C	Washer, nipple packing.....	1	1	1	10	134
484-38	Screen, pressure switch.....	1	1	0	0	3

GROUP 4100 CRANK CASE RELIEF PARTS - GEAR COVERS - OIL PUMPS - GEARS

503-37	Shaft and gear, scavenger pump.....	1	1	1	0	8
504-37	Valve, gear case breather.....	1	1	1	0	9
504-39	Screen, scavenger pump.....	1	1	1	0	4
543-37	Pipe, relief.....	1	1	1	0	3
543-37A	Pipe, chain oiler.....	1	1	1	0	3
544-37	Gasket, relief pipe.....	1	1	1	4	40
036	Screw, relief fastening..... #10-32 x 1/2" Fillister head screw.	4	4	4	See "0" list	
584-37A	Cover, gear.....	1	1	1	0	10
585-37	Ring, oil separator seal.....	1	1	1	0	4
585-37A	Spring, seal ring.....	1	1	1	0	4
585-37B	Pin, seal ring retaining.....	2	2	2	0	4
587-37	Pump, oil feed, complete.....	1	1	1	1	6
588-37	Pump, scavenger and breather valve.....	1	1	0	1	10
588-38	Pump, scavenger and breather valve.....	0	0	1	1	10
589-37	Gasket, oil feed pump.....	1	1	1	12	240
590-37	Gasket, scavenger pump and cover.....	2	2	2	12	240
591-36	Stud, oiler mounting, 1-11/16".....	4	4	4	0	4
591-37	Stud, oiler mounting, 1-11/32".....	3	3	3	0	11
0108	Nut, oiler mounting stud..... 1/4"-24 x 5/32" x 7/16" hexagon nut.	7	7	7	See "0" list	
598-37A	Gasket, gear cover.....	1	1	1	20	1000
056	Screw, gear cover..... 1/4"-24 USF x 1/8" oval countersunk head screw.	11	11	11	See "0" list	

Photo No.	Part Number	Name of Part	Number Used On			Used For	
			40WLA	41WLA	42WLA	100 Units	1000 Units

GROUP 4100 CRANK CASE RELIEF PARTS - GEAR COVERS - OIL PUMPS - GEARS - (Continued)



604-37A	Gear, pinion.....	1	1	1	0	25
610-37	Gear, cam, front inlet.....	1	1	1	0	30
611-37	Gear, cam, rear inlet.....	1	1	1	0	30
612-37	Gear, cam, front exhaust.....	1	1	1	0	36
613-37	Gear, cam, rear exhaust.....	1	1	1	0	24
619-37	Gear, idling.....	1	1	1	0	24
620-30	Bushing, idling gear.....	1	1	1	0	14
621-37	Gear, timer drive.....	1	1	1	0	6
1654-29	Key, timer drive gear.....	1	1	1	4	45
632-37	Gear, generator drive.....	1	1	1	2	30
634-32	Pin, generator gear.....	1	1	1	4	116
636-30	Stud, idling gear.....	1	1	1	0	6
658-15	Ring, spring, gear stud.....	1	1	1	2	24
660-37	Bushing, gear cover.....	1	1	1	0	14
660-37A	Bushing, gear cover.....	1	1	1	0	6
660-37B	Bushing, gear cover.....	1	1	1	0	6
660-37C	Bushing, gear cover.....	1	1	1	0	6
660-37E	Bushing, gear cover.....	1	1	1	0	6
661-31	Pin, cover bushing.....	1	1	1	0	24
	1/8" x 1/4" round pin.					
661-37A	Bushing, gear shaft, in crank case.....	4	4	4	0	40
664-37	Washer, cam gear shaft, .006".....	6	6	6	20	400
678-37	Body, oil feed pump.....	1	0	0	0	1
678-41	Body, oil feed pump.....	0	1	1	0	1
679-37	Body, oil scavenger pump.....	1	1	1	0	1
682-37	Cover, oil scavenger pump.....	1	1	0	0	4
682-38	Cover, oil scavenger pump.....	0	0	1	0	4

www.rivw.it

Photo No.	Part Number	Name of Part	Number Used On			Used For	
			40WLA	41WLA	42WLA	100 Units	1000 Units

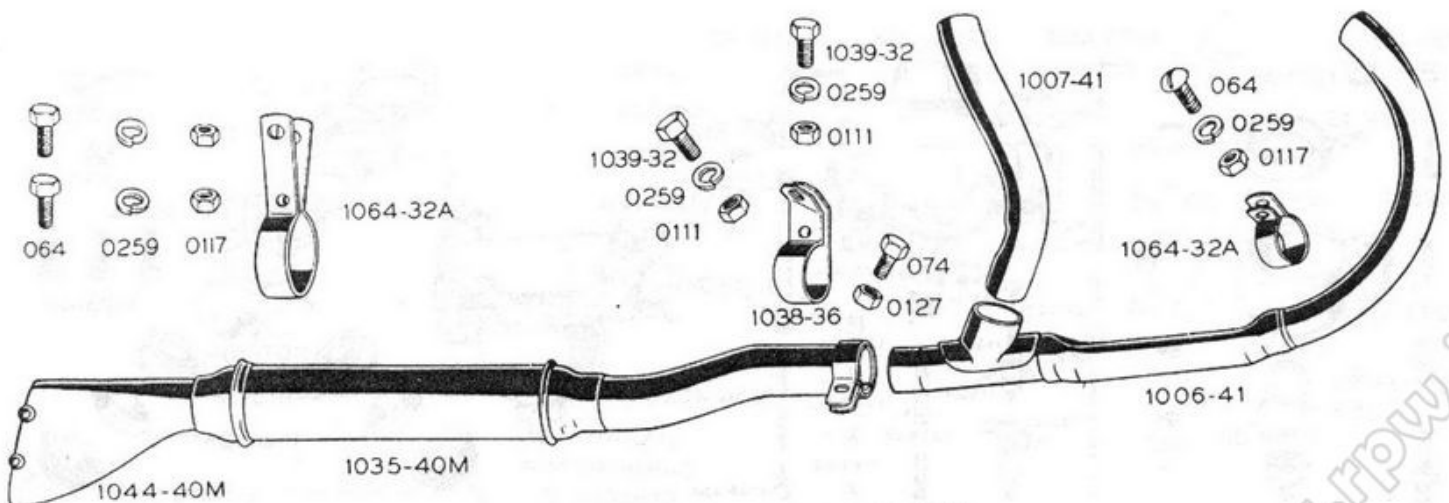
GROUP 4100 CRANK CASE RELIEF - GEAR COVERS - OIL PUMPS - GEARS - (Continued)

7223-34	Bolt, scavenger cover.....	2	2	2	2	20
	1/4"-24 x 3/4" hexagon head bolt.					
687-37	Holder, feed pump vane.....	1	0	0	0	2
687-41	Holder, feed pump vane.....	0	1	1	0	2
687-41A	Valve, feed pump governor.....	0	1	1	0	4
687-41B	Weight, feed pump governor.....	0	1	1	0	4
688-37	Vane, feed pump.....	2	2	2	0	10
689-37	Spring, feed pump vane.....	1	1	1	0	6
689-37B	Gear, breather valve and scavenger pump..	1	1	1	0	1
690-37	Gear, scavenger pump.....	1	1	0	0	2
690-38	Gear, scavenger pump.....	0	0	1	0	4
691-37	Gear, idle, scavenger pump.....	1	1	1	0	3
693-36	Key, oil feed gear.....	1	1	1	0	60
694-37	Washer, scavenger gear retaining.....	2	2	2	0	26
697-37	Shaft, scavenger pump idle gear.....	1	1	1	0	1
701-36	Screw, check valve spring cover.....	2	2	2	0	1
703-36	Spring, check valve.....	2	2	2	0	5
704-36	Ball, check valve.....	3	3	3	0	30
	3/8" stainless steel.					
707-36	Screw, by-pass valve cover.....	1	1	1	0	5
711-36	Screw, by-pass valve adjusting.....	1	0	0	0	4
711-41	Screw, by-pass valve adjusting.....	0	1	1	0	4
713-37	Spring, by-pass valve.....	1	1	0	2	25
713-41	Spring, oil pump relief valve.....	0	1	1	2	25
715-37	Retainer, by-pass ball.....	1	1	1	0	2
672-32	Screw, chain oiler adjusting.....	1	1	1	1	10
674-32	Washer, .002", adjusting screw.....	5 to 10	5 to 10	5 to 10	20	400

GROUP 4400 MUFFLERS - EXHAUST PIPES

1002-40M	Muffler, complete.....	1	1	1	1	10
1006-35	Pipe, exhaust, front.....	1	0	0	12	340
1006-41	Pipe, exhaust, front.....	0	1	1	12	340
1007-35	Pipe, exhaust, rear.....	1	0	0	8	200
1007-41	Pipe, exhaust, rear.....	0	1	1	8	200
074	Bolt, center clamp.....	1	1	1	See "0" list	
	3/8"-24 x 3/4" x 9/16" hexagon head bolt.					

MUFFLERS AND EXHAUST PIPES



1002-40M MUFFLER COMPLETE

www.rpw.it

Photo No.	Part Number	Name of Part	Number Used On			Used For	
			40WLA	41WLA	42WLA	100 Units	1000 Units

GROUP 4400 MUFFLERS - EXHAUST PIPES - (Continued)

0127	Nut, center clamp bolt..... 3/8"-24 x 21/64" x 9/16" hexagon nut.	1	1	1	See "0" list	
1035-40M	End complete, rear muffler.....	1	1	1	4	60
1038-36	Bracket, front for rear end.....	1	1	1	4	46
1039-32	Bolt, front bracket..... 5/16"-18 x 3/4" round head bolt.	1	1	2	2	9
0111	Nut, front bracket bolt..... 5/16"-18 x 1/4" x 1/2" hexagon nut.	1	1	1	See "0" list	
1044-40M	Outlet, rear muffler.....	1	1	1	0	40
1061-32A	Clamp, exhaust pipe.....	1	1	1	4	120
064	Bolt, exhaust pipe clamp..... 5/16"-24 x 3/4" x 1/2" hexagon head bolt.	1	1	1	See "0" list	
0117	Nut, exhaust pipe clamp bolt..... 5/16"-24 x 17/64" x 1/2" hexagon nut.	1	1	1	See "0" list	
064	Bolt, rear hanger..... 5/16"-24 x 3/4" x 1/2" hexagon head bolt.	2	2	2	See "0" list	
0117	Nut, rear hanger bolt..... 5/16"-24 x 17/64" x 1/2" hexagon nut.	2	2	2	See "0" list	

GROUP 4100 INLET PIPE AND CARBURETORS

1102-36A	Pipe complete, inlet.....	1	1	1	0	4
1107-36A	Pipe only, inlet.....	1	1	1	0	4
1109-41	Extension, inlet pipe.....	0	1	1	0	6
1111-36	Support, carburetor.....	1	1	1	0	4
0127	Nut, carburetor support..... 3/8"-24 x 21/64" x 9/16" hexagon nut.	1	1	1	See "0" list	
1112-32	Nipple, inlet.....	2	2	2	0	9
1115-32	Nut, inlet packing.....	2	2	2	0	12
1118-30A	Bushing, inlet packing.....	2	2	2	4	70
1121-21	Gasket, paper, inlet pipe.....	1	1	1	16	400
1121-39	Gasket, carburetor insulating.....	3	3	3	24	600
1123-30	Screw, carburetor fastening.....	3	0	0	9	100
1123-41	Bolt, carburetor fastening.....	0	3	3	9	60
1133-40M	Carburetor complete.....	1	0	0	1	5
1133-41M	Carburetor complete.....	0	1	1	1	5

CARBURETOR PARTS

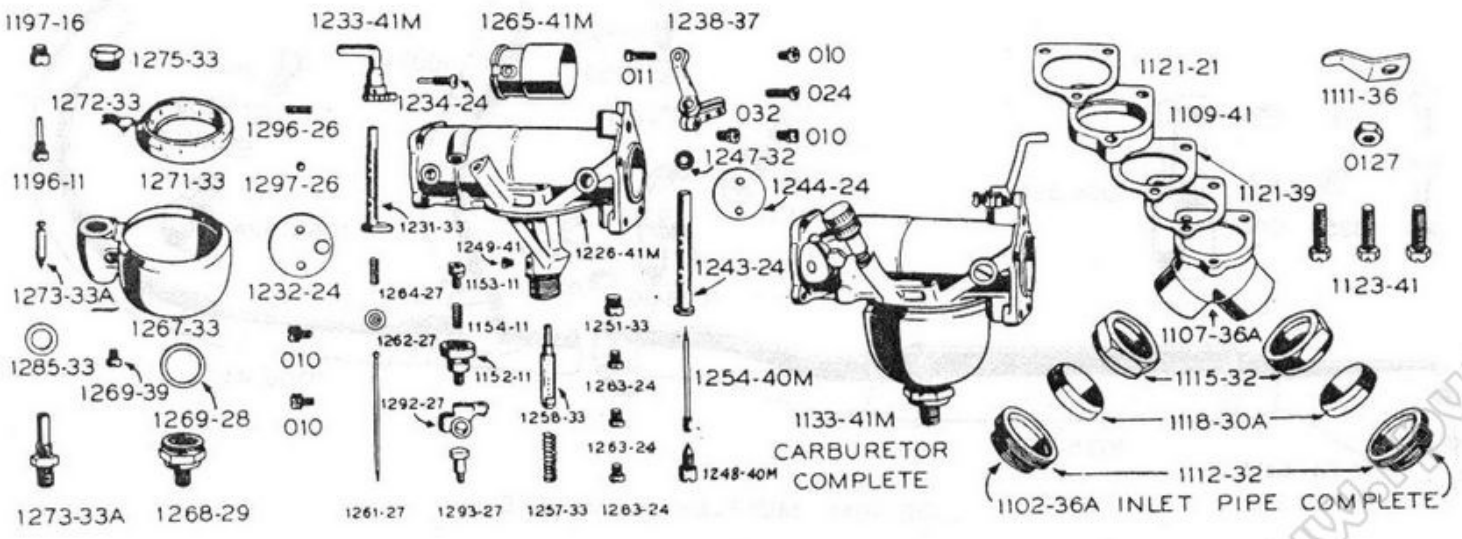


Photo No.	Part Number	Name of Part	Number Used On			Used For	
			40WLA	41WLA	42WLA	100 Units	1000 Units

GROUP 4300 CARBURETOR PARTS

				Early				
				Later				
1226-40M	Body only.....	1		0		0		0
1226-41M	Body only.....	0	1	1		0		0
1231-33	Shaft, air intake.....	1	1	1		1		10
010	Screw, air intake shaft.....	2	2	2		See "0" list		
	#6-32 x 1/4" fillister head screw.							
1232-24	Disc, air intake.....	1	1	1		1		5
1233-33A	Lever, air intake.....	1	0	0		1		10
1233-41M	Lever, air intake.....	0	1	1		1		10
1234-24	Screw, air intake lever.....	1	1	1		1		16
1238-37	Lever, throttle.....	1	1	1		1		14
032	Screw, throttle lever lock.....	1	1	1		See "0" list		
	#10-24 x 5/8" fillister head screw.							
024	Screw, throttle stop.....	1	1	1		See "0" list		
	#8-32 x 3/4" fillister head screw.							
011	Screw, throttle stop lock.....	1	1	1		See "0" list		
	#6-32 x 3/8" fillister head screw.							
1243-24	Shaft, throttle.....	1	1	1		8		200
1244-24	Disc, throttle.....	1	1	1		8		140
1247-32	Spring, throttle shaft.....	1	1	1		4		50
010	Screw, throttle disc.....	2	2	2		See "0" list		
	#6-32 x 1/4" fillister head screw.							
1248-40M	Screw, jet hole.....	1	1	1		0		12
1249-38D	Jet, fixed No. 4.....	1	0	0		0		12
1249-41	Jet, fixed, .052" hole.....	0	1	1		0		12
1251-33	Plug, idle passage.....	1	1	1		0		4
			Early					
1252-41	Air bleed tube.....	0	1	0		0		6
			Early					
1252-41A	Air bleed tube holder screw.....	0	1	0		0		12
1254-40M	Valve, high speed needle.....	1	1	1		1		15
1257-33	Spring, nozzle retainer.....	1	1	1		8		200
1258-33	Nozzle, main.....	1	1	1		1		20
1261-27	Valve, low speed needle.....	1	1	1		2		30
1262-27	Collar, spring.....	1	1	1		1		7
1263-24	Plug, drill.....	3	3	3		1		10
1264-27	Spring, needle valve.....	1	1	1		1		14
1152-11	Screw, needle valve adjusting.....	1	1	1		1		10
1153-11	Screw, needle valve lock.....	1	1	1		0		3
1154-11	Spring, needle valve lock.....	1	1	1		0		10
1265-30A	Venturi, 1-1/16" carburetor.....	1	Early	0		0		14
1265-41M	Venturi, 15/16" for 1-1/4" Carb.....	0	Later	1		0		14
1267-24	Bowl assembly.....	1	1	1		1		6
1267-33	Bowl only.....	1	1	1		0		2
1268-29	Nut, bowl lock.....	1	1	1		0		4
1269-28	Gasket, bowl lock nut.....	1	1	1		8		120
1269-39	Screw, bowl drain with washer.....	1	1	1		2		20
1271-33	Float.....	1	1	1		4		100
1272-33	Lever, float.....	1	1	1		2		24
1273-33A	Valve and seat, float.....	1	1	1		2		36
1196-11	Pin, float lever.....	1	1	1		2		32
1197-16	Screw, float lever pin bearing.....	1	1	1		2		14
1275-33	Cap, bowl.....	1	1	1		1		8
1285-33	Washer, inlet nipple.....	1	1	1		4		50
1292-27	Lever, needle valve.....	1	1	1		1		6
1293-27	Screw, needle valve lever.....	1	1	1		0		2
1296-26	Spring, friction.....	1	1	1		2		25
1297-26	Ball, friction.....	1	1	1		2		30

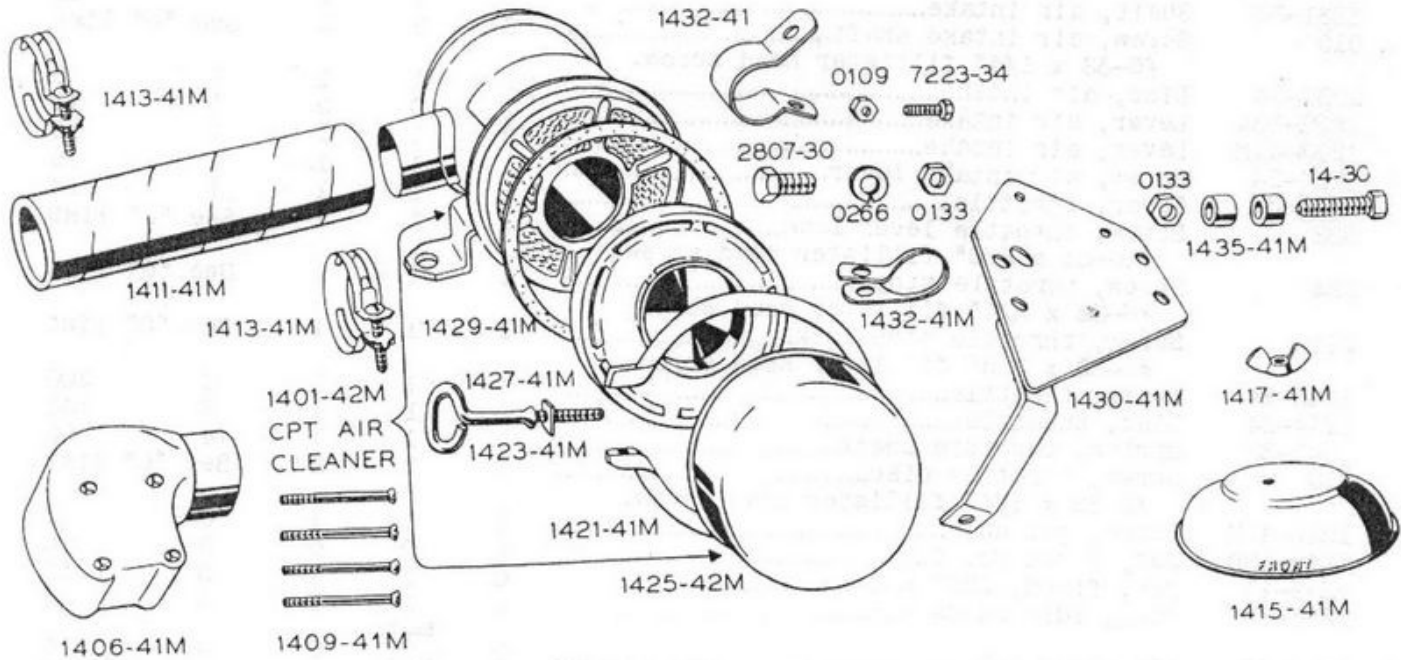
GROUP 4300 OIL BATH AIR CLEANER

1401-42M	Cleaner, less brackets, oil bath.....	1	1	1		2		18
1406-41M	Connection, to carburetor.....	1	1	1		1		12
1409-41M	Screw, connection to carburetor.....	4	4	4		4		48

www.rpw.it

Photo No.	Part Number	Name of Part	Number Used On			Used For	
			40WLA	41WLA	42WLA	100 Units	1000 Units

GROUP 4300 OIL BATH AIR CLEANER - (Continued)



1411-41M	Hose only, connecting.....	1	1	1	2	24
	1-3/4" I.D. x 7-7/8" 3-ply radiator hose.					
1413-41M	Clamps for hose.....	2	2	2	2	36
	Ideal 2-1/8" hose clamp.					
1415-41M	Cover, air cleaner.....	1	1	0	1	20
1417-41M	Nut, wing, for cover.....	1	1	0	1	36
1421-41M	Clamp, for bottom pan.....	1	1	1	2	24
1423-41M	Screw, bottom pan clamp.....	1	1	1	2	24
1425-41M	Cup, oil.....	1	1	0	2	18
1425-42M	Cup, oil.....	0	0	1	2	18
1427-41M	Baffle plate.....	1	1	1	1	6
1429-41M	Gasket, for joint.....	1	1	1	4	48
2807-30	Bolt, for mounting cleaner.....	2	2	2	8	150
0133	Nut, for mounting bolt.....	2	2	2	See "0" list	
	7/16"-20 x 3/8" x 5/8" hexagon nut.					
1430-41M	Plate, mounting.....	1	1	1	1	8
1432-41	Clamp, plate to frame, rear.....	0	0	1	1	10
1432-41M	Clamp, plate to frame.....	1	1	1	1	10
7223-34	Bolt, frame clamp.....	1	1	1	2	18
0109	Nut, frame clamp bolt.....	1	1	1	See "0" list	
	1/4"-24 x 7/32" x 7/16" hexagon nut.					
14-30	Bolt, rear upper.....	1	1	1	3	24
0133	Nut, for rear upper bolt.....	1	1	1	See "0" list	
	7/16"-20 x 3/8" x 5/8" hexagon nut.					
1435-41M	Spacer, rear upper bolt.....	2	2	2	2	12

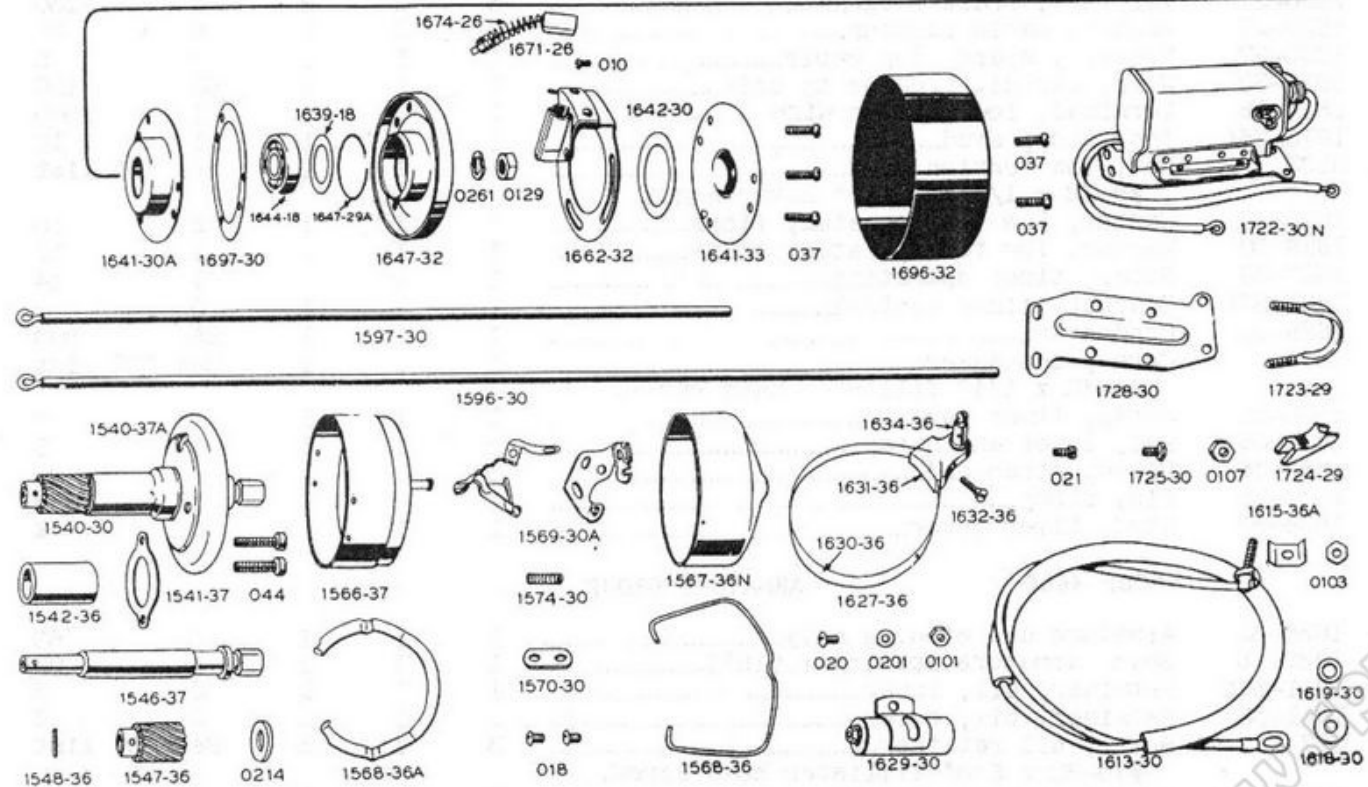
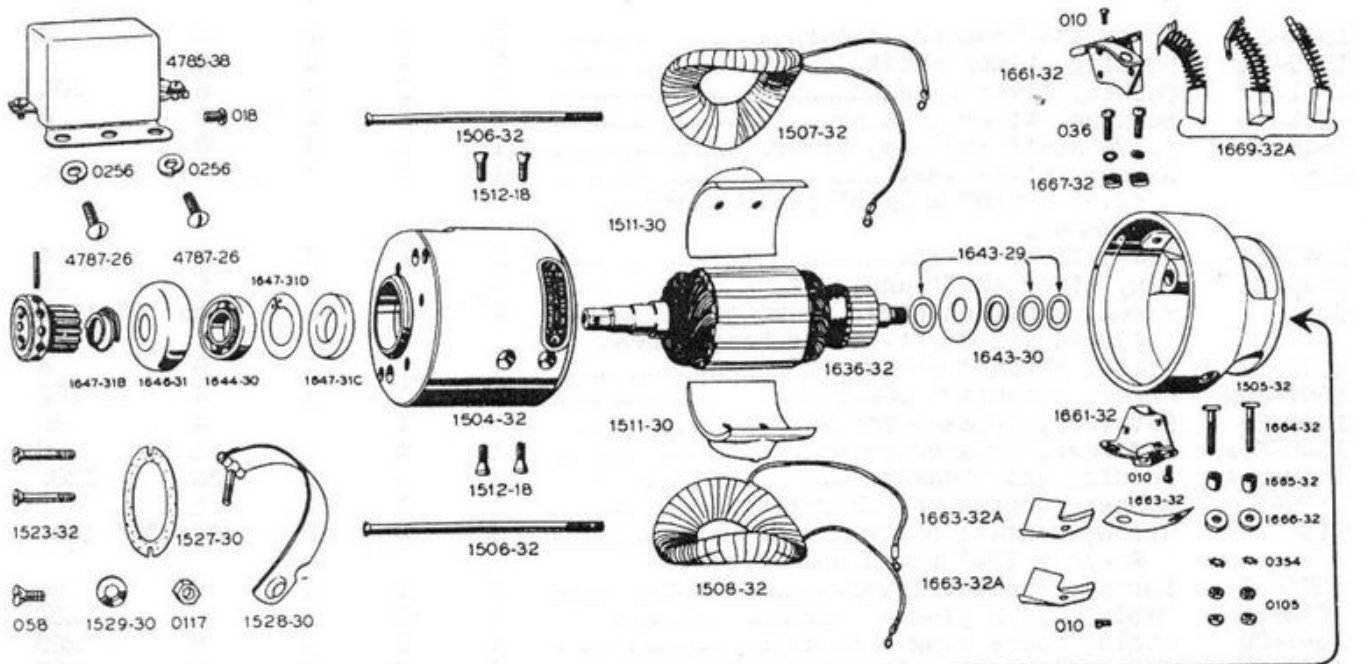
GROUP 4600 GENERATOR AND RELAY, FRAME AND FIELDS

1501-30	Generator complete.....	1	1	1	1	7
4785-38	Relay assembly.....	1	1	1	8	140
4787-26	Screw, relay mounting and bracket.....	2	2	2	2	18
0108	Nut, relay mounting screw.....	2	2	2	See "0" list	
	1/4"-24 x 5/32" x 7/16" hexagon nut.					
018	Screw, terminal wire.....	2	2	2	See "0" list	
	#8-32 x 1/4" round head screw					
1504-32	Frame.....	1	1	1	0	1

Photo No.	Part Number	Name of Part	Number Used On			Used For	
			40WLA	41WLA	42WLA	100 Units	1000 Units

GROUP 4600 GENERATOR AND RELAY FRAME AND FIELDS - (Continued)

1505-32	End, right, frame.....	1	1	1	0	16
1506-32	Screw, frame.....	2	2	2	4	46
1507-32	Coil, shunt field.....	1	1	1	0	7
1508-32	Coil, regulating field.....	1	1	1	0	9
1663-32A	Insulation, field coil terminal.....	2	2	2	0	24
1511-30	Pole piece.....	2	2	2	0	0
1512-18	Screw, pole piece.....	4	4	4	0	20
1520-24	Lead terminal.....	2	2	2	16	300
1523-32	Screw, generator fastening.....	2	2	2	16	240



www.pw.it

Photo No.	Part Number	Name of Part	Number Used On			Used For	
			40WLA	41WLA	42WLA	100 Units	1000 Units

GROUP 4600 GENERATOR AND RELAY, FRAME AND FIELDS - (Continued)

1527-30	Gasket, generator.....	1	1	1	40	1000
1528-30	Strap, generator.....	1	1	1	0	4
1529-30	Washer, generator strap.....	1	1	1	1	20
0117	Nut, generator strap.....	1	1	1	See "0"	list
	5/16"-24 x 7/64" x 1/2" hexagon nut.					
058	Screw, generator strap.....	1	1	1	See "0"	list
	5/16"-18 x 13/16" flat head screw.					

GROUP 4600 CIRCUIT BREAKER (TIMER) AND WIRING

1540-37	Shaft and housing, timer.....	1	1	1	0	3
1540-37A	Housing, timer shaft.....	1	1	1	0	1
1541-37	Gasket, timer base.....	1	1	1	8	100
1542-36	Bushing, timer housing.....	2	2	2	0	5
1546-37	Drive shaft and cam, timer.....	1	1	1	0	2
0214	Washer, timer shaft.....	1	1	1	See "0"	list
	5/16" x 5/8" x 1/16" plain steel washer.					
1547-36	Gear, timer shaft.....	1	1	1	0	4
1548-36	Pin, timer shaft and gear.....	1	1	1	0	10
044	Screw, ignition timer to motor.....	2	2	2	See "0"	list
	#12-24 x 7/8" fillister head screw.					
1566-37	Plate, circuit breaker.....	1	1	1	0	4
1567-36N	Cover, circuit breaker.....	1	1	1	4	100
1568-36	Retainer, breaker cover.....	1	1	1	4	36
1568-36A	Retainer, breaker plate.....	1	1	1	2	16
1569-30A	Points, set breaker.....	1	1	1	30	1200
1570-30	Washer, contact plate spring.....	1	1	1	1	8
018	Screw, contact plate.....	2	2	2	See "0"	list
	#8-32 x 1/4" round head screw.					
1574-30	Spring, breaker lever.....	1	1	1	8	96
1596-30	Cable, spark plug - long.....	1	1	1	8	200
1597-30	Cable, spark plug - short.....	1	1	1	8	200
1598-27	Terminal, spark plug.....	2	2	2	6	130
1599-27	Washer, cable packing.....	2	2	2	6	94
1602-37	Bracket, spark plug cable.....	1	1	1	0	5
1613-30	Wire, circuit breaker to coil.....	1	1	1	60	100
1614-18	Terminal, low tension wire.....	1	1	1	1	1500
1615-36A	Insulator, stud.....	1	1	1	1	10
0103	Nut, low tension stud.....	1	1	1	See "0"	list
	#8-32 x 1/8" x 5/16" hexagon nut.					
1618-30	Washer, low tension stud, fibre.....	1	1	1	2	15
1619-30	Washer, low tension stud, brass.....	1	1	1	1	10
1627-36	Strap, timer operating.....	1	1	1	1	14
1627-37A	Bracket, timer control.....	1	1	1	0	1
1629-30	Condenser.....	1	1	1	25	600
020	Screw, condenser.....	1	1	1	See "0"	list
	#8-32 x 1/4" fillister head screw.					
1630-36	Strap, timer lever.....	1	1	1	1	8
1631-36	End, lever and strap.....	1	1	1	1	5
1632-36	Screw, strap end.....	1	1	1	2	20
1633-36	Pin, strap.....	2	2	2	1	8
1634-36	Stud, timer lever.....	1	1	1	0	4

GROUP 4600 ARMATURE GROUP

1636-32	Armature and winding only.....	1	1	1	2	60
1639-18	Shim, armature spacing (.018").....	1	1	1	4	20
1641-30A	Retainer, oil, inner.....	1	1	1	0	3
1641-33	Retainer, oil, outer.....	1	1	1	0	6
037	Screw, oil retainer.....	3	3	3	See "0"	list
	#10-32 x 5/8" fillister head screw.					
1642-30	Gasket, bearing housing.....	1	1	1	4	30

Photo No.	Part Number	Name of Part	Number Used On			Used For	
			40WLA	41WLA	42WLA	100 Units	1000 Units

GROUP 4600 ARMATURE GROUP - (Continued)

1643-29	Washer, armature steel (.025").....	4	4	4	4	80
1643-30	Washer, small (.072").....	1	1	1	2	50
1644-18	Bearing, armature, small.....	1	1	1	4	50
1644-30	Bearing, armature, large.....	1	1	1	4	80
1646-31	Deflector, drive end oil.....	1	1	1	2	28
1647-29A	Spring ring, bearing plate.....	1	1	1	1	10
1647-32	Housing, drive end bearing.....	1	1	1	0	2
1647-31A	Rivet, drive end bearing housing.....	4	4	4	4	24
1647-31B	Spring, drive end.....	1	1	1	1	20
1647-31C	Washer, drive end felt.....	1	1	1	8	90
1647-31D	Spring ring, drive end.....	1	1	1	1	12
1647-31E	Plate, drive end felt washer.....	1	1	1	1	8
0129	Nut, armature shaft..... 3/8"-24 x 1/4" x 9/16" hexagon nut.	1	1	1	See "0"	11st

GROUP 4600 BRUSH PLATE GROUP

1661-32	Holder, main brush.....	2	2	2	1	10
1662-32	Holder, third brush.....	1	1	1	1	10
1663-32	Insulation, positive brush holder.....	1	1	1	1	18
1663-32A	Insulation, field coil terminal.....	2	2	2	2	24
1664-32	Screw, positive terminal.....	2	2	2	2	10
0105	Nut, terminal screw..... #10-32 x 1/8" x 5/16" hexagon brass nut.	4	4	4	See "0"	11st
1665-32	Bushing, terminal screw.....	2	2	2	4	36
1666-32	Washer, terminal insulating.....	2	2	2	4	36
036	Screw, brush plate..... #10-32 x 1/2" fillister head screw.	2	2	2	See "0"	11st
1667-32	Nut, negative brush holder screw.....	2	2	2	1	10
1669-32A	Brushes, set with springs.....	1	1	1	30	1000
1671-26	Brush, small with spring.....	1	1	1	0	20
1674-26	Spring, small brush.....	1	1	1	0	10
1674-32	Spring, large brush.....	2	2	2	0	10
010	Screw, brush wire..... #6-32 x 1/4" fillister head screw.	4	4	4	See "0"	11st
1696-32	Cover, commutator end.....	1	1	1	2	36
1697-30	Gasket, commutator end cover.....	1	1	1	2	24
037	Screw, commutator end cover..... #10-32 x 5/8" fillister head screw.	2	2	2	See "0"	11st

GROUP 4600 SPARK COIL GROUP

1722-30N	Coil and cables.....	1	1	1	4	60
1723-29	Bolt, spark coil (U).....	2	2	2	0	12
1724-29	Strap, U bolt.....	2	2	2	0	10
0107	Nut, U bolt..... 1/4"-20 U.S.S. x 1/4" x 1/2" hexagon nut.	4	4	4	See "0"	11st
1725-30	Screw, coil mounting plate.....	4	4	4	0	6
1728-30	Plate, coil mounting.....	1	1	1	1	15
021	Screw, coil terminal..... #8-32 x 3/8" fillister head screw.	2	2	2	See "0"	11st

GROUPS 4900, 5700 DRIVE CHAINS AND REPAIR LINKS

2001-29	Chain, front, 100 links.....	1	1	1	6	290
*2002-15	Chain, rear, 63-3/4".....	1	1	1	24	900
*Note: Cut to 58-3/4" long for WLA models.						
2007-15	Link, connecting, rear..... For Duckworth 171 chain.	1	1	1	50	2000
2007-29	Link, connecting, front..... For Duckworth D35 chain.	1	1	1	4	98
2008-12	Spring, connecting link, rear..... For Duckworth 171 chain.	1	1	1	12	150

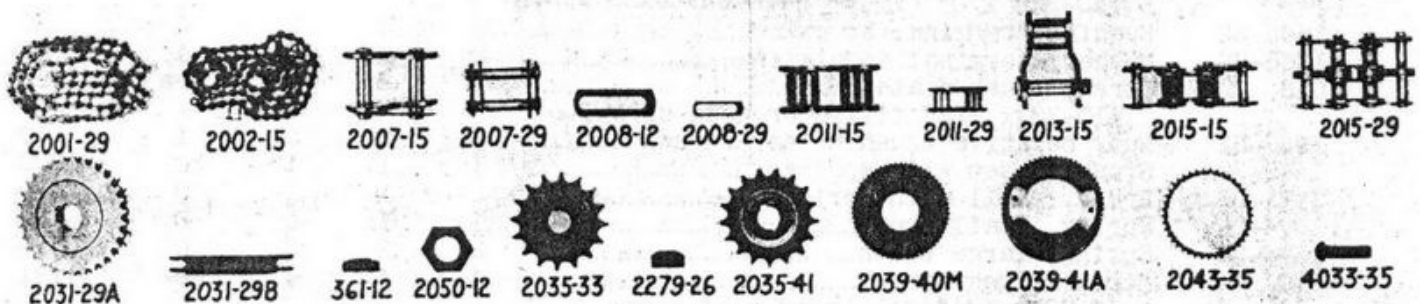
Photo No.	Part Number	Name of Part	Number Used On			Used For	
			40WLA	41WLA	42WLA	100 Units	1000 Units

GROUPS 4900,5700 DRIVE CHAINS AND REPAIR LINKS - (Continued)

2008-29	Spring, connecting link, front..... For Duckworth D35 chain.	1	1	1	2	36
2011-15	Block, roller, rear..... For Duckworth 171 chain.	1	1	1	4	50
2011-29	Block, roller, front..... For Duckworth D35 chain.	1	1	1	4	50
2013-15	Link, offset, rear..... For Duckworth 171 chain.	1	1	1	4	60
2015-15	Link, double repair, rear..... For Duckworth 171 chain.	1	1	1	4	60
2015-29	Link, double repair, front..... For Duckworth D35 chain.	1	1	1	20	400

GROUP 4900 SPROCKETS

2031-29A	Sprocket, 31 tooth, motor.....	0	1	1	2	36
2031-29B	Sprocket, 33 tooth, motor.....	1	0	0	2	36
361-12	Key, motor sprocket.....	1	1	1	24	400
2050-12	Nut, for motor sprocket.....	1	1	1	8	100
2035-33	Sprocket, 16 tooth, countershaft.....	1	0	0	16	360



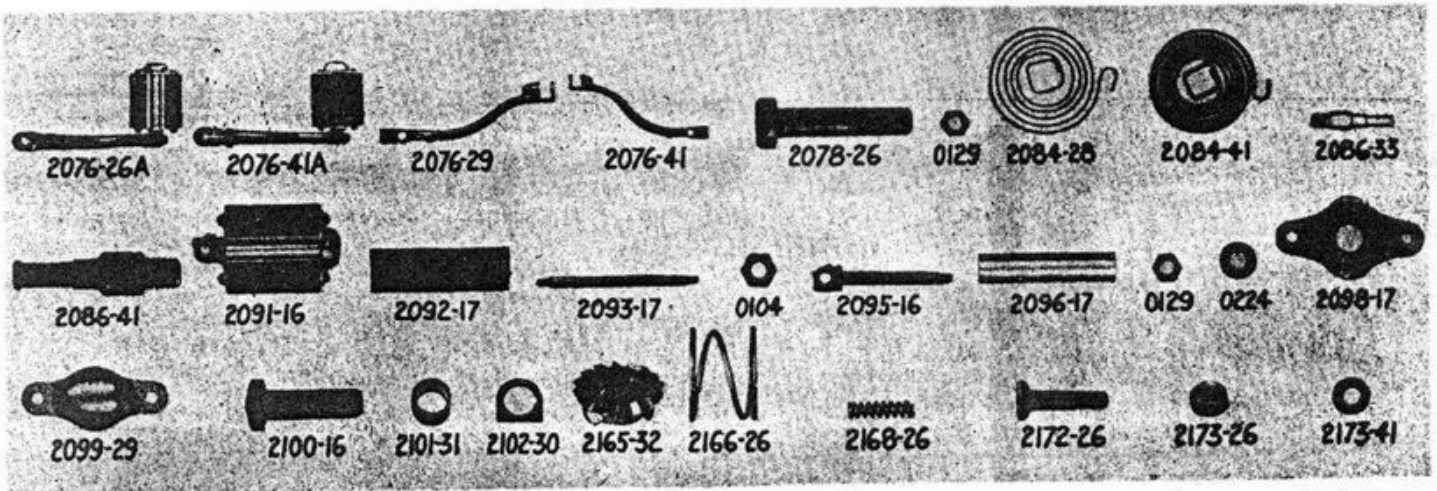
2035-41	Sprocket, 17 tooth, countershaft.....	0	1	1	16	360
2279-26	Key, countershaft sprocket.....	1	1	1	24	1000
2039-40M	Sprocket, 59 tooth, clutch.....	1	0	0	1	8
2039-41A	Sprocket, 59 tooth, clutch.....	0	1	1	1	8
2043-35	Sprocket, 41 tooth, rear wheel.....	1	1	1	12	300
4033-35	Rivets, sprocket.....	24	24	24	400	10000

GROUP 4700 STARTER CRANK AND PEDAL

2076-26A	Crank and pedal assembly, starter.....	1	0	0	1	12
2076-41A	Crank and pedal assembly, starter.....	0	1	1	1	12
2076-29	Crank, starter, only.....	1	0	0	1	15
2076-41	Crank, starter only.....	0	1	1	1	15
2078-26	Bolt, starter crank clamp.....	1	1	1	4	40
0129	Nut, crank bolt..... 3/8"-24 x 1/4" x 9/16" hexagon nut.	1	1	1	See "0"	11st
2084-28	Spring, starter crank.....	1	0	0	20	800
2084-41	Spring, starter crank.....	0	1	1	20	800
2086-33	Stud, starter spring.....	1	0	0	1	12
2086-41	Stud, starter spring.....	0	1	1	1	12
2091-16	Pedal, starter complete.....	1	1	1	8	200
2092-17	Rubber, pedal.....	2	2	2	16	600
2093-17	Rod, pedal rubber.....	2	2	2	8	200
0104	Nut, rod..... #10-24 x 1/8" x 3/8" hexagon nut.	4	4	4	See "0"	11st
2095-16	Pin, pedal.....	1	1	1	2	22
2096-17	Cover, pedal pin.....	1	1	1	1	8

Photo No.	Part Number	Name of Part	Number Used On			Used For	
			40WLA	41WLA	42WLA	100 Units	1000 Units

GROUP 4700 STARTER CRANK AND PEDAL - (Continued)



0129	Nut, starter pedal pin.....	1	1	1	See "0" list	
	3/8"-24 x 1/4" x 9/16" hexagon nut.					
0224	Washer, pedal pin.....	1	1	1	See "0" list	
	3/8" x 13/16" x 1/16" plain steel washer.					
2098-17	Pedal end plate.....	2	2	2	4	40
2099-29	Pedal end cover.....	1	1	1	8	100
2100-16	Bolt, pedal pin.....	1	1	1	12	150
2101-31	Bushing, pedal pin.....	1	1	1	4	70
2102-30	Washer, pedal pin spring.....	1	1	1	12	180

GROUP 4700 STARTER PARTS

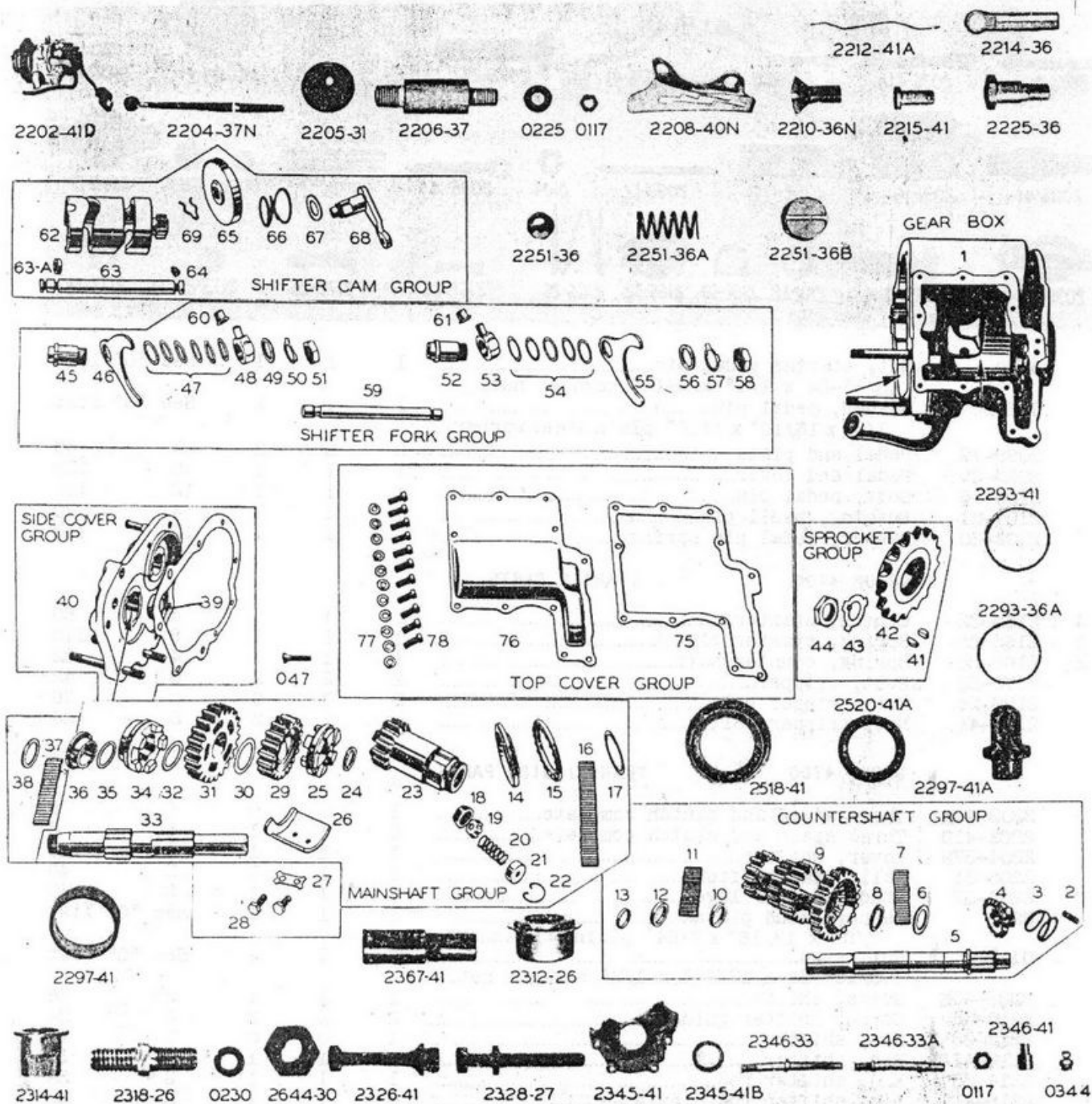
4	2165-32	Clutch, starter.....	1	1	1	4	60
3	2166-26	Spring, starter clutch.....	1	1	1	8	118
2	2168-26	Spring, countershaft.....	1	1	1	4	82
	2172-26	Bolt, tripper.....	2	2	2	0	42
	2173-26	Nut, tripper bolt.....	2	0	0	0	26
	2173-41	Nut, tripper bolt.....	0	2	2	0	26

GROUP 4700 TRANSMISSION PARTS

	2202-40M	Three speed and clutch complete.....	1	0	0	5	5
	2202-41D	Three speed and clutch complete.....	0	1	1	5	5
	2204-37N	Lever, shifter.....	1	1	1	4	120
	2205-31	Ball, gear shifter.....	1	1	1	2	40
	2206-37	Stud, shifter lever.....	1	1	1	2	40
	0225	Washer, stud plain.....	1	1	1	See "0" list	
		3/8" x 13/16" x 7/64" plain stl Washers..					
	0117	Nut, stud.....	1	1	1	See "0" list	
		5/16"-24 x 17/64" x 1/2" hexagon nut.					
	2208-40N	Guide, shifter.....	1	1	1	2	36
	2210-36N	Screw, shifter guide.....	2	2	2	4	24
	2212-38	Rod, shifter.....	1	0	0	1	10
	2212-41A	Rod, shifter.....	0	1	1	1	10
	2214-36	End, shifter rod.....	1	1	1	2	20
	2215-41	Pin, shifter rod clevis.....	0	1	1	2	20
	2225-36	Bolt, shifter rod end.....	1	1	1	4	50
	0117	Nut, shifter rod end bolt.....	1	1	1	See "0" list	
		5/16"-24 x 17/64" x 1/2" hexagon nut.					
	2241-38	Gear, shifter.....	1	0	0	0	4
65	2241-41	Gear, shifter.....	0	1	1	0	4
66	2166-26	Spring, Gear shifter gear.....	1	1	1	8	118
68	2242-40	Shaft, shifter lever.....	1	1	1	1	8
69	2242-38A	Spring, shifter gear retaining.....	1	1	1	1	18

Photo No.	Part Number	Name of Part	Number Used On			Used For	
			40WLA	41WLA	42WLA	100 Units	1000 Units

GROUP 4700 TRANSMISSION PARTS - (Continued)



2243-40	Cam, shifting.....	1	0	0	0	22
62 2243-41	Cam, shifting.....	0	1	1	1	22
2244-38	Shaft, shifter cam.....	1	0	0	1	6
63 2244-41	Shaft, shifter cam.....	0	1	1	1	6
64 2244-38A	Screw, cam shaft lock.....	1	1	1	0	4
63A 2245-36A	Oil seal cam shaft - rubber.....	1	1	1	4	40
2245-38	Shaft, shifting fork.....	1	0	0	1	50

www.fpw.it

Photo No.	Part Number	Name of Part	Number Used On			Used For	
			40WLA	41WLA	42WLA	100 Units	1000 Units

GROUP 4700 TRANSMISSION PARTS - (Continued)

59	2245-41	Shaft, shifting fork.....	0	1	1	1	50
	2246-33	Fork, shifting - 2nd and high.....	1	0	0	6	300
	2247-33	Fork, shifting - low and reverse.....	1	0	0	6	100
46-55	2247-41	Fork, gear shifter.....	0	2	2	6	200
48-53	2248-36	Finger, shifting.....	2	2	2	1	16
60-61	2248-39	Roller, shifting finger.....	2	2	2	1	16
	2249-36	Bushing, shifting fork.....	2	0	0	1	10
45-52	2249-41	Bushing, shifting fork.....	0	2	2	1	10
51-58	2250-33	Nut, bushing.....	2	2	2	1	8
50-57	2251-33	Washer, lock bushing.....	2	2	2	4	50
	2251-36	Ball, gear shifter cam plunger.....	1	1	1	0	5
	2251-36A	Spring, cam plunger ball.....	1	1	1	0	5
	2251-36B	Screw, cam plunger cap.....	1	1	1	0	6
47-49}	2253-33	Shim, spacer 5/64" thick.....	2	2	2	2	15
54-56}	2253-33A	Shim, spacer .014" thick.....	2	2	2	2	15
	2253-33B	Shim, spacer .007" thick.....	2	2	2	2	15
	2258-40	Gear box, only.....	1	0	0	0	30
1	2258-41	Gear box, only.....	0	1	1	0	30
	2260-39	Cover, gear box side.....	1	0	0	0	8
40	2260-41	Cover, gear box side.....	0	1	1	0	9
	047	Screw, gear box cover.....	5	5	5	See "0"	list
		12-24 U.S.F x 13/16" Oval Countersunk head screw.					
	2262-33	Gasket, side cover.....	1	0	0	16	300
39	2262-41	Gasket, side cover.....	0	1	1	16	300
13	2262-39	Washer, case cover, rubber.....	1	1	1	4	36
	2270-38	Cover, inspection hole.....	1	0	0	0	2
76	2270-41	Cover, inspection hole.....	0	1	1	0	2
	2271-38	Gasket, inspection cover.....	1	0	0	8	160
75	2271-41	Gasket, inspection cover.....	0	1	1	8	160
78	032	Screw, gear box cover.....	6	11	11	See "0"	list
		10-24 x 5/8" fillister head screw.					
	2272-33	Shaft, main.....	1	0	0	0	60
33	2272-41	Shaft, main.....	0	1	1	0	60
	364-12	Nut, main shaft.....	1	0	0	0	50
44	364-37	Nut, main shaft.....	0	1	1	0	50
43	2278-26	Washer, main shaft lock.....	1	1	1	12	240
41	2279-26	Key, main shaft and clutch gear.....	2	2	2	24	1000
	2516-26S	Spacer, mainshaft .090".....	1	0	0	0	12
	2516-26S	Spacer, mainshaft .095".....	1	0	0	0	12
	2516-26S	Spacer, mainshaft .100".....	1	0	0	0	12
	2516-26S	Spacer, mainshaft .105".....	1	0	0	0	12
	2516-26S	Spacer, mainshaft .110".....	1	0	0	0	12
	2516-26S	Spacer, mainshaft .115".....	1	0	0	0	12
	2516-26S	Spacer, mainshaft .120".....	1	0	0	0	12
	2516-26S	Spacer, mainshaft .125".....	1	0	0	0	12
	2516-26S	Spacer, mainshaft .130".....	1	0	0	0	12
	2516-26S	Spacer, mainshaft .135".....	1	0	0	0	12
	2516-26S	Spacer, mainshaft .140".....	1	0	0	0	12
24	2516-41S	Spacer, mainshaft .078".....	0	1	1	0	12
24	2516-41S	Spacer, mainshaft .083".....	0	1	1	0	12
24	2516-41S	Spacer, mainshaft .088".....	0	1	1	0	12
24	2516-41S	Spacer, mainshaft .093".....	0	1	1	0	12
24	2516-41S	Spacer, mainshaft .098".....	0	1	1	0	12
24	2516-41S	Spacer, mainshaft .103".....	0	1	1	0	12
24	2516-41S	Spacer, mainshaft .108".....	0	1	1	0	12
24	2516-41S	Spacer, mainshaft .113".....	0	1	1	0	12
	2516-26A	Cpt.assortment of (11) main shaft spacers.....	1	0	0	0	10
	2516-41A	Cpt.assortment of (8) main shaft spacers.....	0	1	1	0	12
	2289-39	Rollers, countershaft.....	24	24	24	0	600
	2290-33	Race, outer bearing.....	1	1	1	0	24

www.rpworld.com

Photo No.	Part Number	Name of Part	Number Used On			Used For	
			40WLA	41WLA	42WLA	100 Units	1000 Units

GROUP 4700 TRANSMISSION PARTS - (Continued)

37	2306-32	Roller, mainshaft.....	21	21	21	0	2000
38	2291-33	Washer, bearing thrust on main shaft.....	1	1	1	0	90
35	2292-33	Washer, thrust for main shaft.....	2	1	1	0	170
	2293-36	Washers, set oil retaining, sprocket side	1	0	0	8	120
	2293-41	Washers, set oil retaining, in sprocket..	0	1	1	8	120
	2293-36A	Ring, Oil seal - in sprocket.....	1	1	1	2	24
	2524-36	Washers, set oil retaining, clutch side..	1	0	0	0	200
17	2512-41	Seal, clutch gear oil.....	0	1	1	0	200
	2513-33	Gear, clutch.....	1	0	0	0	60
23	2513-41	Gear, clutch.....	0	1	1	1	60
	2518-41	Race, left bearing outer.....	0	1	1	0	24
16	2289-36	Rollers, left bearing.....	0	40	40	0	1000
17	2520-41	Washer, left bearing thrust.....	0	1	1	0	12
	2520-41A	Washer, left bearing retaining.....	0	1	1	0	24
15	2521-41	Bearing and balls, thrust.....	0	1	1	0	36
14	2522-41	Race, thrust bearing.....	0	1	1	0	16
	2294-39	Gear, low (first).....	1	0	0	0	75
31	2294-41	Gear, low (first).....	0	1	1	0	75
	2294-39AS	Washer, low & 2nd gear thrust .029".....	1	0	0	0	12
	2294-39AS	Washer, low & 2nd gear thrust .032".....	1	0	0	0	12
	2294-39AS	Washer, low & 2nd gear thrust .035".....	1	0	0	0	12
	2294-39AS	Washer, low & 2nd gear thrust .038".....	1	0	0	0	12
	2294-39AS	Washer, low & 2nd gear thrust .041".....	1	0	0	0	12
30	2294-41AS	Washer, second gear thrust .040".....	0	1	1	0	8
30	2294-41AS	Washer, second gear thrust .045".....	0	1	1	0	8
30	2294-41AS	Washer, second gear thrust .050".....	0	1	1	0	8
30	2294-41AS	Washer, second gear thrust .055".....	0	1	1	0	8
30	2294-41AS	Washer, second gear thrust .060".....	0	1	1	0	8
30	2294-41AS	Washer, second gear thrust .065".....	0	1	1	0	8
30	2294-41AS	Washer, second gear thrust .070".....	0	1	1	0	8
30	2294-41AS	Washer, second gear thrust .075".....	0	1	1	0	8
	2294-39C	Cpt.assortment of(8)2nd.gear end thrust washers.....	1	0	0	0	10
	2294-41C	Cpt.assortment of(8)2nd.gear end thrust washers.....	0	1	1	0	10
32	2294-41B	Washer, low gear end thrust.....	0	1	1	0	40
	2295-39	Gear, second.....	1	0	0	0	110
29	2295-41	Gear, second.....	0	1	1	0	110
36	2296-33A	Collar, spacing.....	1	1	1	0	50
	2297-39A	Bushing, second gear.....	1	0	0	0	5
	2297-39B	Bushing, low gear.....	1	0	0	0	5
	2297-41	Bushing, second gear.....	0	1	1	0	5
	2297-41A	Bushing, low gear.....	0	1	1	0	5
	2298-36	Clutch, low gear shifter.....	1	0	0	0	60
	2298-39A	Clutch, second and high shifter.....	1	0	0	0	200
25	2298-41	Clutch, second and high shifter.....	0	1	1	0	200
34	2298-41B	Clutch, low gear shifter.....	0	1	1	0	60
	2299-39	Bracket, second gear retaining.....	1	0	0	0	40
26	2299-41	Bracket, second gear retaining.....	0	1	1	0	40
28	1123-29	Bolt, second gear bracket.....	2	2	2	8	150
27	2299-33A	Washer, gear bracket bolt.....	1	1	1	0	24
	2300-33	Countershaft.....	1	0	0	0	40
5	2300-41	Countershaft.....	0	1	1	0	40
	2303-33	Gear, countershaft.....	1	0	0	0	50
9	2303-41	Gear, countershaft.....	0	1	1	0	50
	2367-41	Shaft, idler gear.....	0	1	1	0	4
	2305-33	Washer, inner thrust.....	1	1	1	0	50
D&E	2305-39	Washer, countershaft bearing end, right..	2	2	2	0	30
11	2306-32	Roller, countershaft, small - Std.....	40	40	40	0	2000
11	2306-32S	Roller, countershaft, small .0002" O.S...	40	40	40	0	400
11	2306-32S	Roller, countershaft, small .0004" O.S...	40	40	40	0	400
11	2306-32S	Roller, countershaft, small .0006" O.S...	40	40	40	0	400
11	2306-32S	Roller, countershaft, small .0008" O.S...	40	40	40	0	400
11	2306-32S	Roller, countershaft, small .001" O.S.....	40	40	40	0	400

www.Pow.ir

Photo No.	Part Number	Name of Part	Number Used On			Used For	
			40WLA	41WLA	42WLA	100 Units	1000 Units

GROUP 4700 TRANSMISSION PARTS - (Continued)

7	2289-39	Roller, countershaft, .114" x 3/4".....	24	24	24	0	600
6	2308-33	Plate, countershaft gear end.....	1	1	1	0	40
	2312-26	Bushing, countershaft, left.....	1	1	1	0	20
	2314-39	Bushing, countershaft, gear box.....	1	0	0	0	24
	2314-41	Bushing, countershaft, gear box.....	0	1	1	0	24
	2318-26	Stud, gear box mounting.....	2	3	3	4	80
	0230	Washer, stud, plain.....	2	3	3	See "0"	list
		7/16" x 15/16" x .134" plain stl washer					
	2644-30	Nut, mounting stud.....	2	3	3	3	48
	2326-35	Plug, gear box filler.....	1	0	0	4	70
	2326-41	Plug, gear box filler.....	0	1	1	4	70
	2328-27	Screw, gear box adjusting.....	1	1	1	4	75
	2345-33	Cover, sprocket.....	1	0	0	0	4
	2345-41	Cover, sprocket.....	0	1	1	0	4
	2345-32A	Bushing, sprocket cover, upper.....	1	0	0	0	25
	2345-32B	Bushing, sprocket cover, lower.....	1	0	0	0	25
	2345-36	Guard, push rod bearing.....	1	0	0	0	4
	2345-41B	Bushing, sprocket cover.....	0	2	2	0	12
	2346-32	Pin, sprocket cover.....	1	0	0	0	3
	2346-33	Stud, sprocket cover.....	2	2	2	1	20
	2346-33A	Stud, sprocket cover.....	1	1	1	1	10
	2346-33B	Stud, sprocket cover (2-5/16").....	1	1	1	1	8
	0117	Nut, sprocket cover.....	4	4	4	See "0"	list
		5/16"-24 x 17/64" x 1/2" hexagon nut.					
	2346-41	Pin, sprocket cover.....	0	1	1	0	3
	0344	Fitting, grease, straight.....	1	1	1	See "0"	list

GROUP 4200 CLUTCH AND CLUTCH PARTS

	2402-41	Clutch complete.....	0	1	1	1	8
	2409-38B	Lever, foot clutch.....	1	1	1	0	3
	2409-38CN	Cover, foot lever bearing.....	1	1	1	1	6
	051	Bolt, cover fastening.....	1	1	1	See "0"	list
		1/4"-24 x 1/2" Round head screw.					
	0108	Nut, cover fastening.....	1	1	1	See "0"	list
		1/4"-24 x 5/32" x 7/16" hexagon nut.					
	2410-36A	Bushing, foot lever bracket.....	1	1	1	1	7
	2411-40	Stud, for spring, on bracket.....	1	1	1	2	20
	2412-36N	Spring, foot clutch lever.....	1	1	1	20	300
	2413-38	Stud, clutch rod.....	1	1	1	2	20
	2416-36	Disc, steel friction.....	1	1	1	2	30
	2417-36	Disc, friction, moulded.....	1	1	1	4	60
	2417-36B	Disc, bracket friction.....	1	1	1	0	4
	2419-36	Washer, curved friction.....	2	2	2	2	32
	2419-36A	Washer, flat friction.....	1	1	1	1	12
	2419-36B	Washer, lock, friction stud.....	1	1	1	2	25
	0142	Nut, friction stud.....	1	1	1	See "0"	list
		5/8"-24 x 7/32" x 7/8" hexagon nut.					
	2422-36	End, clutch lever rod or cable.....	1	1	1	2	25
	2424-38	Rod, clutch lever.....	1	0	0	1	30
	0105	Nut, clutch, lever rod.....	1	0	0	See "0"	list
		#10-32 x 1/8" x 5/16" hexagon brass nut.					
	2424-41	Cable and tube, clutch release.....	0	1	1	2	20
	2425-41	Washer, felt, clutch cable.....	0	2	2	2	24
	066	Bolt, cable bracket.....	0	2	2	See "0"	list
		5/16"-24 x 1" x 1/2" hexagon head bolt.					
	0117	Nut, cable bracket bolt.....	0	2	2	See "0"	list
		5/16"-24 x 17/64" x 1/2" hexagon nut.					
	2427-40	Lever, clutch release.....	1	0	0	1	16
	2426-41	Lever, clutch release.....	0	1	1	1	16
	2431-41	Screw, clutch release lever.....	0	2	2	2	20
	2432-41	Washer, lock, release lever screw.....	0	2	2	2	20
	2432-41A	Washer, spring, release lever screw.....	0	1	1	2	20

Photo No.	Part Number	Name of Part	Number Used On			Used For	
			40WLA	41WLA	42WLA	100 Units	1000 Units

GROUP 4200 CLUTCH AND CLUTCH PARTS - (Continued)

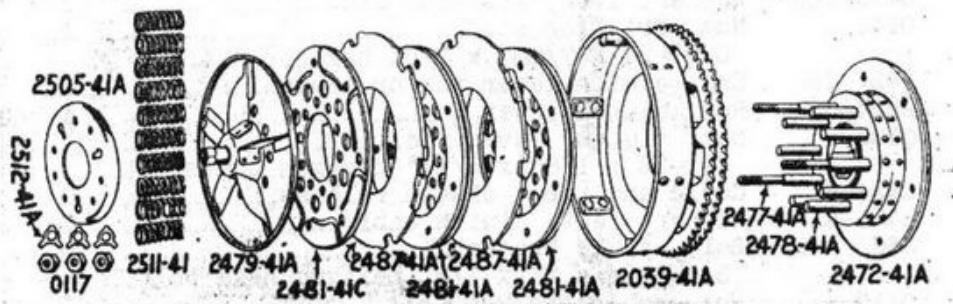



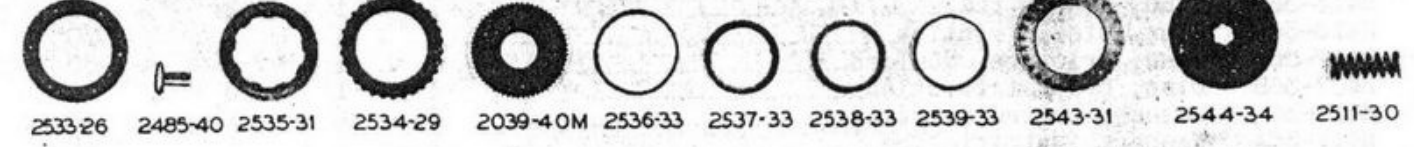
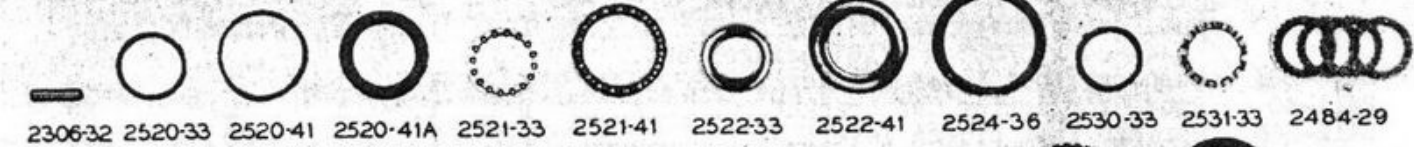
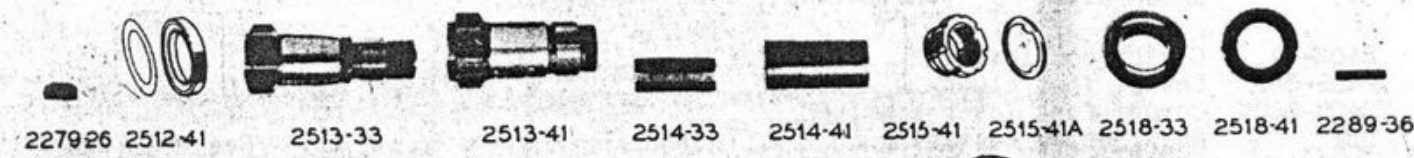

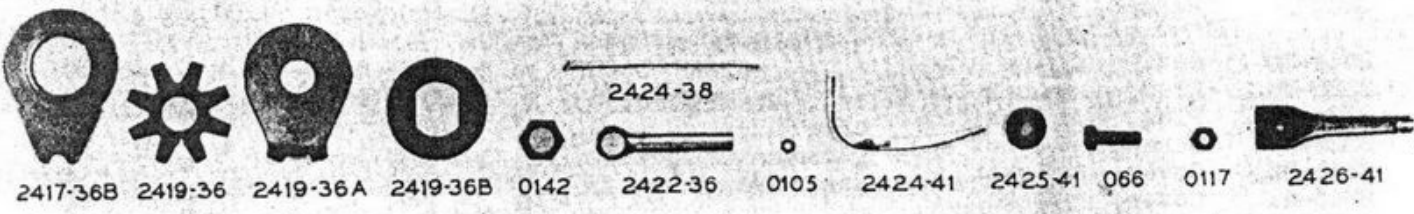



Photo No.	Part Number	Name of Part	Number Used On			Used For	
			40WLA	41WLA	42WLA	100 Units	1000 Units

GROUP 4200 CLUTCH AND CLUTCH PARTS - (Continued)

2436-26	Finger, clutch release lever.....	1	0	0	1	120
2446-33	Rod, clutch push.....	1	0	0	1	500
2446-41	Rod, clutch push, with bearing.....	0	1	1	10	300
2448-36	Bearing complete, push rod.....	1	0	0	10	300
2345-36	Guard, push rod bearing.....	1	0	0	1	4
2461-36B	Spring, push rod oil seal.....	1	0	0	4	72
2459-41A	Spring, push rod oil seal.....	0	1	0	4	72
3563-12	Cup, leather, push rod.....	0	1	0	10	120
0208	Cup, push rod Spring.....	1	0	0	See "0" list	
2461-41	Cup, push rod spring.....	0	1	0	4	72
2461-41A	Guide, push rod.....	0	1	0	4	48
2461-41B	Ring, spring, push rod guide.....	0	1	1	4	72
2461-41D	Set of Push Rod Oil Seal Fittings.....	0	1	1	4	50
2463-34	Screw, push rod adjusting.....	1	0	0	16	300
2463-41A	Screw, push rod adjusting.....	0	1	1	16	300
2464-26	Ball, push rod.....	1	0	0	5	100
	7/16" steel ball.					
2465-26	Nut, push rod adjusting screw.....	1	0	0	2	70
2465-41	Nut, push rod adjusting screw.....	0	1	1	4	70
2279-26	Key, clutch.....	1	1	1	24	1000
2512-41	Seal, oil, clutch gear.....	0	1	1	0	60
2513-33	Gear, clutch.....	1	0	0	0	160
2513-41	Gear, clutch.....	0	1	1	0	60
2514-33	Bushing, clutch gear.....	1	0	0	0	30
2514-41	Bushing, clutch gear.....	0	1	1	0	30
2515-41	Nut, clutch gear.....	0	1	1	0	30
2515-41A	Washer, lock, clutch nut.....	0	1	1	4	50
2518-33	Race, outer, roller.....	1	0	0	0	24
2518-41	Race, outer, left bearing.....	0	1	1	0	24
2289-36	Rollers, left bearing (.125" x .615").....	0	40	40	0	800
2306-32	Rollers, bearing (.152" x 5/8").....	40	40	40	0	2000
2520-33	Washer, bearing thrust.....	1	0	0	0	12
2520-41	Washer, bearing thrust.....	0	1	1	0	12
2520-41A	Washer, left bearing retainer.....	0	1	1	0	12
2521-33	Retainer and balls, thrust.....	1	0	0	0	40
2521-41	Retainer and balls, thrust.....	0	1	1	0	40
2522-33	Race, thrust.....	1	0	0	0	20
2522-41	Race, thrust.....	0	1	1	0	20
2524-36	Washer, set oil.....	1	0	0	0	200
2528-33	Disc, inner clutch.....	1	0	0	0	18
2530-33	Washer, lock, inner disc.....	1	0	0	0	80
2531-33	Nut, inner disc.....	1	0	0	0	12
2484-29	Linings and rivets, set clutch.....	1	0	0	0	0
2533-26	Disc, fibre, clutch sprocket (6-9/32").....	1	0	0	0	200
2485-40	Rivet, sprocket fibre disc.....	6	0	0	50	900
2535-31	Disc, steel friction.....	2	0	0	4	40
2534-29	Disc, fibre, outer notched.....	3	0	0	24	800
2039-40M	Sprocket, complete, clutch.....	1	0	0	1	8
2536-33	Race, outer sprocket.....	1	0	0	0	8
2537-33	Race, inner, drive disc hub.....	1	0	0	0	10
2538-33	Washer, bearing, next to drive disc.....	1	0	0	0	12
2539-33	Washer, bearing spacer.....	1	0	0	0	12
2540-33	Balls, for clutch bearing.....	96	0	96	100	600
	5/32" steel ball.					
2543-31	Ring, Key, clutch.....	1	0	1	0	5
2544-34	Disc, outer clutch drive.....	1	0	1	1	10
2511-30	Spring, clutch.....	12	0	10	40	600
2547-34	Collar, clutch spring compressing.....	1	0	1	0	4
2548-40	Nut, clutch spring adjusting.....	1	0	1	2	32
2549-34	Stud, clutch spring guide.....	4	0	4	1	16

www.fpw.it

Photo No.	Part Number	Name of Part	Number Used On			Used For	
			40WLA	41WLA	42WLA	100 Units	1000 Units

GROUP 4200 CLUTCH AND CLUTCH PARTS - (Continued)

0117	Nut, clutch spring stud..... 5/16"-24 x 17/64" x 1/2" hexagon nut.	4	4	4	See "0" list.	
2550-34	Cap, clutch thrust.....	1	0	1	2	50
2551-29	Washer, push rod, steel.....	1	0	1	1	20
2552-29	Washer, push rod, cork.....	2	0	1	6	180
2039-41A	Sprocket and key ring complete.....	0	1	1	1	8
2472-41A	Hub assembly.....	0	1	1	2	12
2472-41B	Ball, hub bearing..... 7/32" steel ball.	0	36	60	60	400
2473-41A	Retainers, hub ball bearing.....	0	1	1	2	24
2475-41A	Plate, hub bearing.....	0	1	1	1	12
2477-41A	Stud, clutch inner drive hub.....	0	3	3	6	100
2478-41A	Pin, clutch inner drive hub.....	0	7	7	7	50
2479-41A	Disc, clutch releasing.....	0	1	1	1	12
2481-41A	Disc, clutch friction.....	0	2	2	16	240
2481-41C	Disc, outer, sprung.....	0	1	1	8	120
2484-41A	Linings and rivets, set.....	0	1	1	0	0
2485-12	Rivets, center friction disc.....	0	12	12	50	600
2485-41	Rivets, clutch hub lining.....	0	6	6	24	400
2485-41A	Rivets, clutch sprung disc.....	0	6	6	24	400
2487-41A	Disc, steel, center.....	0	2	2	8	80
2488-41	Buffers, set of 2, inner disc.....	0	2	2	0	24
2505-41A	Plate, clutch pressure.....	0	1	1	1	8
2511-41	Spring, clutch.....	0	10	10	40	720
0117	Nut, spring stud..... 5/16"-24 x 17/64" x 1/2" hexagon nut.	4	4	4	See "0" list	
2512-41A	Washer, lock, spring stud nut.....	0	3	3	24	240

GROUP 5400 FRONT FORKS AND FITTINGS

2602-40M	Forks, complete, set.....	1	1	1	2	10
2605-40M	Fork, rigid - See note following.....	1	1	0	0	26
2607-40M	Fork, spring - See note following.....	1	1	0	0	30

Note:- When either fork (2605-40M Rigid, or 2607-40M Spring) is requested to repair a 1940 or 1941 WLA Model, replace with the following three parts. These part numbers provide the necessary change-over to install the 1942 style shorter forks on previous models:-

ORDER { 1 2605-40N Fork, rigid
1 2607-40N Fork, spring
1 4857-36N Bracket, lower, horn

2605-40N	Fork, rigid.....	0	0	1	0	12
2607-40N	Fork, spring.....	0	0	1	0	12
2618-30A	Spring, upper.....	2	2	2	4	60
2620-37	Spring, cushion.....	2	2	2	6	100
2622-30	Spring, bumper (3-1/8" long).....	2	2	2	2	26
2622-36	Spring, buffer.....	2	2	2	2	32

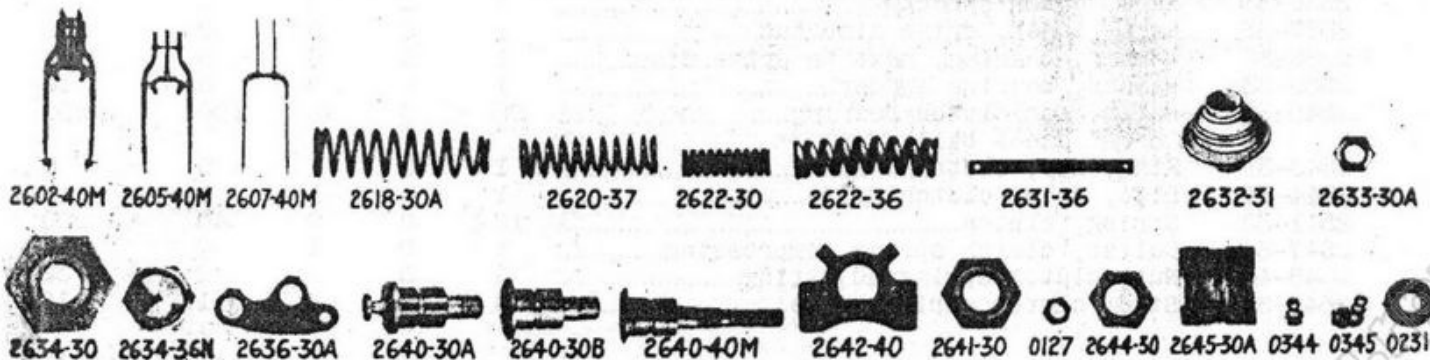
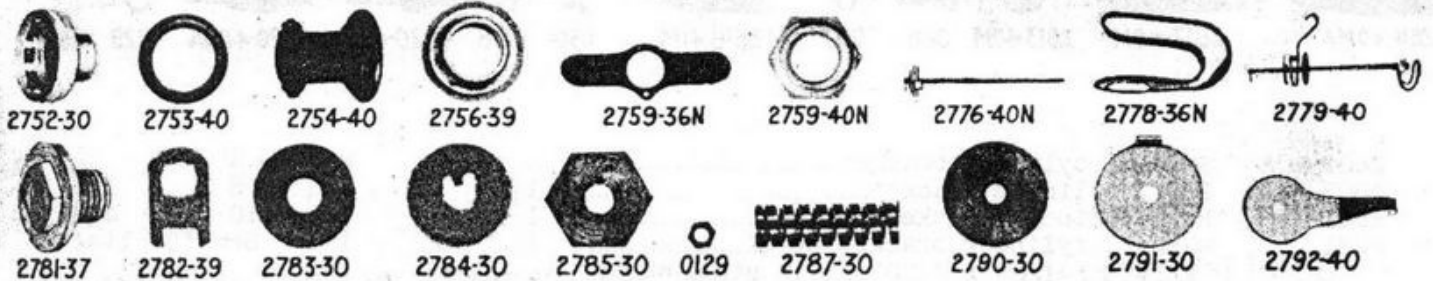


Photo No.	Part Number	Name of Part	Number Used On			Used For	
			40WLA	41WLA	42WLA	100 Units	1000 Units

GROUP 5400 FRONT FORKS AND FITTINGS - (Continued)

2631-36	Rod, spring.....	2	2	2	2	32
2632-31	Bushing, spring rod.....	2	2	2	2	40
2633-30A	Nut, spring rod, bottom end.....	2	2	2	2	32
2634-30	Nut, spring rod, flat.....	2	2	2	1	12
2634-36N	Nut, spring, rod, acorn.....	2	2	2	2	25
2636-30A	Plate, rocker.....	2	2	2	6	100
2640-30A	Stud, left front, rocker plate.....	1	1	1	10	400
2640-30B	Stud, right front, rocker plate.....	1	1	1	10	400
2640-40M	Stud, rear rocker plate.....	2	2	2	20	800
2642-40	Lock, rocker plate stud nut.....	2	2	2	4	240
2641-30	Nut, rocker stud, large.....	2	2	2	20	800
0127	Nut, rocker stud 3/8"-24 x 21/64" x 9/16" hexagon nut.	2	2	2	See "0"	list
2644-30	Nut, rear stud, spacer.....	2	2	2	2	20
2645-30A	Bushing, rocker plate.....	4	4	4	50	1000
0344	Fitting, grease, straight.....	3	3	3	See "0"	list
0345	Fitting, grease, angle.....	1	1	1	See "0"	list
0231	Washer, rocker stud, plain..... 7/16" x 1-1/8" x 3/32" plain steel washer.	4	4	4	See "0"	list
2651-40	Screw, fork stem.....	1	1	1	4	50
GROUP 5400 FRAME HEAD BEARINGS						
2752-30	Cup, head bearing.....	2	2	2	10	200
2753-40	Guard, cone bearing.....	1	1	1	0	14



2754-40	Cone, upper.....	1	1	1	5	90
2756-39	Cone, lower.....	1	1	1	8	150
2759-36N	Plate, locking, upper cone.....	1	1	1	1	12
2759-40N	Nut, handlebar and cone clamping.....	1	1	1	1	12
0282	Ball, head bearing..... 5/16" steel ball.	30	30	30	See "0"	list

GROUP 5400 STEERING DAMPER AND PARTS

2776-40N	Damper, steering complete.....	1	1	1	1	3
2778-36N	Lever, steering damper.....	1	1	1	1	12
2779-40	Rod and friction plate, steering damper..	1	1	1	0	8
2781-37	Screw, steering damper.....	1	1	1	0	5
2782-39	Washer, steering damper rod.....	1	1	1	0	2
2783-30	Washer, steering damper plain.....	1	1	1	0	10
2784-30	Washer, adjusting.....	1	1	1	0	5
2785-30	Nut, adjusting.....	1	1	1	0	4
0129	Nut, rod..... 3/8"-24 U.S.F. x 1/4" x 9/16" hexagon nut.	1	1	1	See "0"	list
2787-30	Spring, release.....	1	1	1	0	5
2790-30	Washer, fibre friction.....	2	2	2	0	30
2791-30	Disc, steel.....	1	1	1	0	2
2792-40	Bracket, frame head.....	1	1	1	0	4

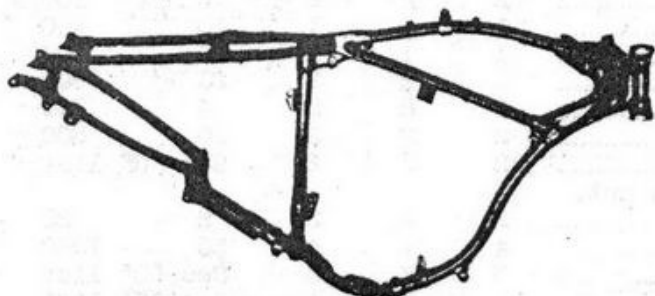
www.rpw.it

Photo No.	Part Number	Name of Part	Number Used On			Used For	
			40WLA	41WLA	42WLA	100 Units	1000 Units


GROUP 5500

FRAME AND FITTINGS

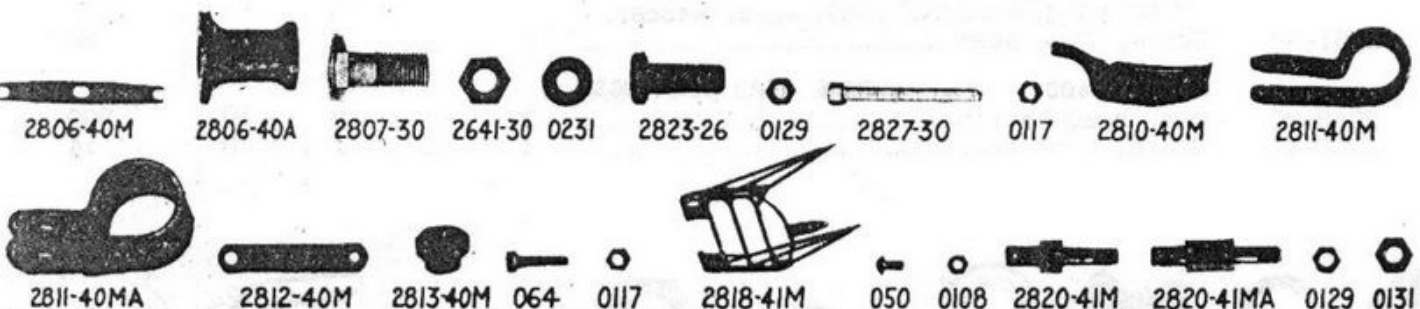
2802-37N	Frame.....	1	0	0	0	4
2802-41N	Frame.....	0	1	1	0	4
2806-40M	Bracket, cylinder.....	1	1	1	1	8



2802-37N



2802-41N



2806-40M

2806-40A

2807-30

2641-30

0231

2823-26

0129

2827-30

0117

2810-40M

2811-40M

2811-40MA

2812-40M

2813-40M

064

0117

2818-41M

050

0108

2820-41M

2820-41MA

0129 0131

2806-40A	Spacer, cylinder bracket.....	2	2	2	2	12
2807-30	Bolt, cylinder bracket.....	1	1	1	8	150
2641-30	Nut, cylinder bracket bolt.....	1	1	1	10	200
0231	Washer, cylinder bracket bolt..... 7/16" x 1-1/8" x 3/32" plain steel washer.	1	1	1	See "0" list	
2823-26	Bolt, rear mudguard brace.....	2	2	2	4	80
0129	Nut, mudguard brace bolt..... 3/8"-24 x 1/4" x 9/16" hexagon nut.	2	2	2	See "0" list	
2827-30	Screw, rear axle adjusting.....	2	2	2	8	150
0117	Nut, axle adjusting screw..... 5/16"-24 U.S.F. x 17/64" x 1/2" hexagon nut.	2	2	2	See "0" list	
2810-40M	Plate, skid.....	1	1	1	1	8
2811-40M	Clamp, right front.....	1	1	1	1	10
2811-40MA	Clamp, left front.....	1	1	0	1	10
2811-41M	Clamp, skid plate.....	0	0	1	1	10
2812-40M	Bracket, left support.....	1	1	1	1	10
2813-40M	Nut, support bracket.....	1	1	1	2	24
064	Bolt, skid plate..... 5/16"-24 U.S.F. x 3/4" x 1/2" hexagon head bolt.	2	2	2	See "0" list	
0117	Nut, skid plate bolt..... 5/16"-24 U.S.F. x 17/64" x 1/2" hexagon nut.	2	2	2	See "0" list	
2818-41M	Luggage carrier.....	0	1	1	1	6
050	Screw, luggage carrier clamp..... 1/4"-24 U.S.F. x 7/16" round head screw.	0	3	3	See "0" list	
0108	Nut, clamp screw..... 1/4"-24 U.S.F. x 5/32" x 7/16" hexagon nut.	0	3	3	See "0" list	

www.fpw.org

Photo No.	Part Number	Name of Part	Number Used On			Used For	
			40WLA	41WLA	42WLA	100 Units	1000 Units

GROUP 5500 FRAME AND FITTINGS - (Continued)

2820-41M	Stud, luggage carrier, (right).....	0	1	0	2	22
2820-41MA	Stud, luggage carrier, (left).....	0	1	0	2	22
2820-42	Stud, luggage carrier.....	0	0	2	2	20
0129	Nut, luggage carrier stud (3/8")..... 3/8"-24 U.S.F. x 1/4" x 9/16" hexagon nut.	0	2	4	See "0"	list
0131	Nut, luggage carrier stud (7/16")..... 7/16"-24 V x 1/4" x 3/4" hexagon nut.	0	2	0	See "0"	list

GROUP 5500 FOOTBOARD GROUP

2928-38	Rod, front footboard support.....	1	1	1	2	36
2929-32	Rod, rear footboard support.....	0	1	1	2	24
2932-14	Nut, front support rod, large.....	1	1	1	1	10
2932-32	Nut, rear support rod.....	1	1	1	1	10
2932-38	Nut, front support rod.....	1	1	1	4	30
2934-39N	Sidebar, right footboard.....	1	1	1	2	20
0344	Fitting, grease straight.....	1	1	1	See "0"	List
2936-38N	Sidebar, left footboard.....	1	1	1	1	12
0129	Nut, sidebar clamp..... 3/8"-24 x 1/4" x 9/16" hexagon nut.	3	3	3	See "0"	List
0105	Nut, footlever rod..... #10-32 x 1/8" x 3/8" hexagon nut.	1	1	1	See "0"	List
2938-40	Footboard complete.....	2	2	2	8	140
2940-40	Pad, footboard.....	2	2	2	16	400
2941-14	Rivets, footboard pad.....	26	26	26	200	4000
2944-40	Hinge, footboard, right.....	2	2	2	0	5
2944-40A	Hinge, footboard, left.....	2	2	2	0	5
2945-14	Rivet, footboard hinge.....	8	8	8	0	15
2949-35	Stud, footboard - 3-7/32" right.....	1	1	1	3	50
2950-35	Stud, footboard - 2-5/8" left.....	1	1	1	3	64
2951-24	Stud, footboard - 2-15/32" left.....	1	1	1	3	30
2951-35	Stud, footboard - 2-29/32" right.....	1	1	1	3	40
0225	Washer, footboard stud..... 3/8" x 13/16" x 7/64" plain steel washer.	4	4	4	See "0"	List
2952-35	Washer, spacing, footboard stud.....	2	2	2	2	30
0129	Nut, footboard stud..... 3/8"-24 x 1/4" x 9/16" hexagon nut.	4	4	4	See "0"	List
2954-14	Bolt, footboard hinge.....	4	4	4	8	100




Photo No.	Part Number	Name of Part	Number Used On			Used For	
			40WLA	41WLA	42WLA	100 Units	1000 Units

GROUP 5500 FOOTBOARD GROUP - (Continued)

0108	Nut, footboard hinge bolt.....	4	4	4	See "0" List	
	1/4"-24 x 5/32" x 7/16" hexagon nut.					
2956-39	Lever, footbrake.....	1	1	1	2	40
2958-35	Lock complete, brake rod.....	1	1	1	0	3
2958-35A	Stud and nut, brake rod lock.....	1	1	1	0	4
2960-36	Stud, brake lever.....	1	1	1	4	60
0129	Nut, brake lever stud.....	1	1	1	See "0" List	
	3/8"-24 x 1/4" x 9/16" hexagon nut.					
0232	Washer, brake stud.....	1	1	1	See "0" List	
	7/16" x 13/16" x .095" plain steel washer.					
2964-35	Spring, brake lever.....	1	1	1	8	200
13345-42M	Footrest Cpt.....	0	0	1	2	24
13346-42M	Rubber, footrest.....	0	0	2	10	150

GROUP 5700 REAR STAND GROUP


3051-36AN	Stand, rear.....	1	0	0	1	10
3051-41N	Stand, rear.....	0	1	1	1	10
3060-38	Bolt, stand shoulder.....	2	2	2	4	40
0129	Nut, stand shoulder bolt.....	2	2	2	See "0" List	
	3/8"-24 x 1/4" x 9/16" hexagon nut.					
3067-36A	Stand catch.....	1	1	0	6	80
3067-42	Stand catch.....	0	0	1	6	80
051	Bolt, stand catch.....	2	2	2	See "0" List	
	1/4"-24 x 1/2" round head bolt.					
0108	Nut, stand catch bolt.....	2	2	2	See "0" List	
	1/4"-24 x 5/32" x 7/16" hexagon nut.					

GROUP 5800 SEAT POST GROUP

3101-26	Bracket, seat bar.....	1	1	1	0	1
0344	Fitting, grease, straight.....	1	1	1	See "0" List	
3103-29	Plate, seat bar.....	1	1	1	2	20
0318	Rivets, seat bar.....	3	3	3	See "0" List	
	1/4" x 9/16" round head rivet.					
3105-30N	Bar, seat.....	1	1	1	1	16
068	Bolt, seat bar, front.....	1	1	1	See "0" List	
	5/16"-24 U.S.F. x 1"-13/16" x 1/2" hexagon head bolt.					
0117	Nut, seat bar bolt.....	1	1	1	See "0" List	
	5/16"-24 U.S.F. x 17/64" x 1/2" hexagon nut.					
3110-37	Bushings, seat bar (set).....	1	1	1	0	30
3111-29	Pin, clevis, seat bar.....	1	1	0	20	700
3111-12	Pin, clevis, seat bar.....	0	0	1	20	700
3112-29	Spring, clevis pin.....	1	1	1	10	200
3113-29	Bushing, seat post.....	1	1	1	0	26
3115-29	Plunger, seat.....	1	1	1	1	5
3117-29	Link, plunger.....	1	1	1	0	7
3118-29	Rivet, plunger link.....	1	1	1	0	7
3119-13	Bushing, plunger link.....	1	1	1	0	7
3121-30	Plunger assembly (150 to 230 lbs.).....	1	1	1	1	2
3123-30	Plunger assembly (130 to 150 lbs.).....	1	1	1	1	1
3128-29	Springs, lower, set.....	1	1	1	8	180
3128-31	Spring, cushion, flat wire.....	2	2	2	12	280
3129-31	Spring, cushion.....	1	1	1	4	50
3133-30	Spring, seat post recoil.....	2	2	2	2	24
186-10	Spring, seat post auxiliary (2-3/4").....	1	1	1	2	20
3135-30	Spring, seat post auxiliary (3").....	1	1	1	4	60
3137-30	Rod, seat post.....	1	1	1	1	10
3138-31	Collar, guide.....	2	2	2	2	16
3141-29	Nut, plunger lock.....	1	1	1	0	2
3143-25	Nut, seat post rod.....	1	1	1	0	6
3144-25	Nut, rod lock.....	1	1	1	1	16

Photo No.	Part Number	Name of Part	Number Used On			Used For	
			40WLA	41WLA	42WLA	100 Units	1000 Units

GROUP 5800 SEAT POST GROUP - (Continued)



3147-29A	Nut, spring adjusting.....	1	1	1	1	8
0129	Nut, adjusting nut lock..... 3/8"-24 x 1/4" x 9/16" hexagon nut.	2	2	2	See "0"	List

GROUP 5800 SADDLE GROUP

3181-40M	Saddle, solo.....	1	1	1	4	48
3182-25	Pommel.....	1	1	1	0	4
0314	Rivets, pommel..... 3/16" x 3/8" truss head rivet.	4	4	4	See "0"	List
3187-34	Bolt, front saddle.....	1	1	1	4	42
3189-34	Washer, front bolt, curved.....	2	2	2	4	32
0129	Nut, front bolt..... 3/8"-24 x 1/4" x 9/16" hexagon nut.	1	1	1	See "0"	List
0224	Washer, plain, pommel bolt..... 3/8" x 13/16" x 1/16" plain steel washer.	1	1	1	See "0"	List
3205-34	Stud, rear saddle.....	2	2	2	0	15
0117	Nut, rear stud..... 5/16"-24 x 17/64" x 1/2" hexagon nut.	2	2	2	See "0"	List
3209-31	Spacer, rear stud.....	4	4	4	0	12


GROUP 5400 HANDLEBARS AND CONTROLS

3302-37AN	Handlebars complete.....	1	1	1	1	14
3307-36AN	Handlebars bare.....	1	1	1	1	10
6033-30	Bolt, handlebar.....	2	2	2	3	30
3310-35B	Grip, rubber.....	2	2	2	50	2000
3312-35N	Spiral.....	2	2	2	2	26
3316-36	Plunger.....	2	2	2	2	18
305-15	Pin, for roller.....	2	2	2	16	300
3320-10	Roller, plain.....	2	2	2	12	320
3321-31	Block, roller.....	2	2	2	2	29
3322-31	Screw, wire fastening.....	2	2	2	2	20
3324-09	End, control wire.....	2	2	2	2	20
3326-09	Wire with end, control.....	2	2	2	20	640
3330-36	Nut, handlebar end.....	2	2	2	4	60
3332-36	Plug, control coil.....	2	2	2	2	18
3333-31	Screw, set, for plug.....	2	2	2	2	24

www.rp-wolfe.com

Photo No.	Part Number	Name of Part	Number Used On			Used For	
			40WLA	41WLA	42WLA	100 Units	1000 Units

GROUP 5400 HANDLEBARS AND CONTROLS - (Continued)



3334-32	Coil and Plug, control.....	2	2	2	4	100
3338-32	Coil only, control.....	2	2	2	2	24
3344-26	Clamp, control coil, left.....	1	1	1	2	25
3345-26	Clamp, control coil, right.....	1	1	0	1	6
035	Screw, control coil clamp..... #10-32 x 3/8" fillister head screw.	2	2	2	See "0" List	
3370-36	Connection, carburetor control.....	1	1	1	3	50
3371-36A	Clamp, carburetor control.....	1	1	1	1	6
3371-37	Bracket, carburetor control.....	1	1	1	1	5
1627-37A	Bracket, timer control.....	1	1	1	0	1
3393-37	Clamp, on frame, timer control.....	1	1	1	0	5
3393-38	Clamp, on cylinder, timer control.....	1	1	0	1	15
1634-36	Stud, timer control connection.....	1	1	1	0	4

GROUP 5800 TOOL BOX GROUP

3452-35AN	Box, tool.....	1	0	0	1	4
3452-40N	Box, tool.....	0	1	1	1	7
3456-35N	Cover, tool box.....	1	0	0	1	4
3456-40N	Cover, tool box.....	0	1	1	1	4
3457-40	Spacer, tool box mounting.....	0	1	1	1	5
3458-40	Screw, tool box mounting..... 5/16"-24 x 1-19/32" oval countersunk head screw.	0	1	0	2	20
3805-30A	Screw, tool box mounting..... 5/16"-24 x 19/32" oval head screw.	0	2	2	10	200
0117	Nut, mounting screw..... 5/16"-24 x 17/64" x 1/2" hexagon nut.	0	3	3	See "0" List	
058	Screw, tool box..... 5/16"-18 x 13/16" oval countersunk head screw.	2	0	0	See "0" List	
0111	Nut, tool box screw..... 5/16"-18 x 1/4" x 1/2" hexagon nut	2	0	0	See "0" List	
3464-26	Key, tool box.....	1	1	1	20	500
3467-35N	Bracket, tool box.....	1	0	0	0	2
3467-41N	Bracket, tool box.....	0	1	1	0	2
060	Bolt, tool box..... 5/16"-24V x 9/16" x 7/16" hexagon head bolt.	1	0	0	See "0" List	
0117	Nut, tool box bolt..... 5/16"-24 x 17/64" x 1/2" hexagon nut.	1	0	0	See "0" List	
3478-35	Washer, tool box screw.....	2	2	2	0	8


GROUP 4300 TANK GROUP

3501-40BM	Tank, right, oil.....	1	1	1	1	12
3502-40BM	Tank, left, gas.....	1	1	1	1	12
3502-37BN	Strip, tank top.....	1	1	1	0	3
3505-37	Rod, oil tank gauge.....	1	1	1	2	20

www.pw.it

Photo No.	Part Number	Name of Part	Number Used On			Used For	
			40WLA	41WLA	42WLA	100 Units	1000 Units

GROUP 4300 TANK GROUP - (Continued)



2326-26	Plug, oil tank drain.....	1	0	0	2	30
2326-38	Plug, oil tank drain.....	0	1	1	2	70
3504-38C	Gasket, drain plug.....	1	1	1	4	48
3505-37A	Buffer, tank.....	1	1	1	10	100
3507-36N	Cap, gas tank.....	1	1	1	20	220
3507-37N	Cap, oil tank.....	1	1	1	10	140
3509-36	Washer, tank cap, cork.....	1	1	1	10	170
3509-36A	Washer, tank cap, leather.....	1	1	1	10	170
3529-37	Bolt, tank mounting.....	3	3	3	6	60
	5/16"-24 x 2-1/4" x 1/2" hexagon head bolt.					
0214	Washer, for mounting bolts.....	3	3	3	See "0" List	
	5/16" x 5/8" x 1/16" plain steel washer.					
0117	Nut, tank mounting bolt.....	3	3	3	See "0" List	
	5/16"-24 x 17/64" x 1/2" hexagon nut.					
3532-18	Screw, tank top.....	2	2	2	25	960
3532-18S	Screw, tank, top, oversize.....	2	2	2	5	72
3533-18	Washer, spring, for tank screw.....	2	2	2	10	200
3534-34	Washer, paper, for tank screw.....	2	2	2	2	22
3531-40M	Plate, caution, on tank.....	1	1	1	1	10

GROUP 4200 OIL PIPES AND GAS PIPES

3571-37A	Pipe, motor oil pump feed.....	1	1	1	5	60
3571-38D	Pipe, motor oil pump return.....	1	1	1	4	42
3572-37A	Pipe, oil tank vent.....	1	1	1	2	20
3577-15	Nipple, for 3572-38 and 3571-37A.....	2	2	2	2	10
3572-36A	Nipple, for 3572-37A.....	1	1	1	1	7
3572-36B	Bolt, nipple, for vent pipe.....	1	1	1	1	18

www.fpw.it

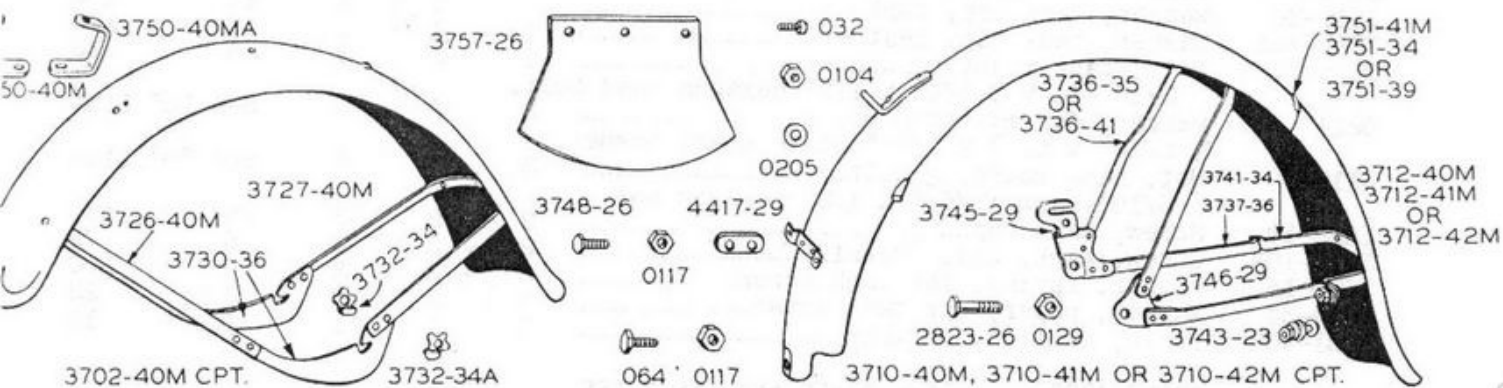
Photo No.	Part Number	Name of Part	Number Used On			Used For	
			40WLA	41WLA	42WLA	100 Units	1000 Units

GROUP 4200 OIL PIPES AND GAS PIPES - (Continued)

3572-36C	Washer, brass, for nipple bolt.....	4	4	4	10	150
3607-40A	Pipe, gas feed.....	1	0	0	4	50
3607-41M	Pipe, gas feed.....	0	1	1	4	50
0140	Nut, gas pipe, valve end.....	1	1	1	See "0"	List
	15/32"-24 Spec. hexagon nut (oil pipe nipple)					
3612-39	Nut, gas pipe.....	2	2	2	2	30
3615-15	Nipple, gas pipe.....	2	2	2	4	20
3623-39	Strainer complete, gas.....	1	0	0	2	30
3623-41M	Strainer complete, gas.....	0	1	1	2	30
3624-39	Base, gas strainer.....	1	0	0	1	10
3624-41M	Base, gas strainer.....	0	1	1	1	10
3627-32	Screen, gas strainer.....	0	1	1	2	24
3627-39	Screen, gas strainer.....	1	0	0	2	24
3613-39	Washer, sealing, gas strainer.....	1	0	0	10	100
3629-32	Cap, gas strainer.....	0	1	1	2	10
3614-39	Cap, gas strainer.....	1	0	0	1	10
3633-32	Washer, cork, gas strainer.....	0	2	2	16	200
1285-33	Washer, fibre, gas strainer.....	1	0	0	6	60
3633-40	Rod, gas valve adjusting.....	1	1	1	1	12
3634-40	Seal, upper gas valve.....	1	1	1	2	24
3635-40	Washer, adjusting rod.....	1	1	1	2	18
4764-26	Spring, adjusting rod.....	1	1	1	2	24
3636-40	Cap, upper valve seat.....	1	1	1	1	10
3637-40N	Knob, adjusting rod.....	1	1	1	1	10
020	Screw, adjusting rod knob.....	1	1	1	See "0"	List
	#8-32 x 1/4" fillister head screw.					
3638-40	Washer, gas valve nipple.....	2	2	2	2	24
3639-40	Nipple, gas valve.....	1	1	1	1	10
3640-40	Spacer, gas valve.....	1	1	1	0	6

GROUP 5700 MUDGUARD (FENDER) GROUP

3702-40M	Mudguard complete, front.....	1	1	1	4	60
3710-40M	Mudguard complete, rear.....	1	0	0	2	16
3710-41M	Mudguard complete, rear.....	0	1	0	2	16
3710-42M	Mudguard complete, rear.....	0	0	1	2	16
3712-40M	End, rear mudguard.....	1	0	0	0	10
3712-41M	End, rear mudguard rear.....	0	1	0	0	10
3712-42M	End, rear mudguard rear.....	0	0	1	0	10
3726-40M	Brace, front, front mudguard.....	1	1	1	0	3



3727-40M	Brace, rear, front mudguard.....	1	1	1	0	3
3730-36	Clip, front mudguard brace.....	2	2	2	0	12
3732-34	Lock, right brace clip.....	1	1	1	10	110
3732-34A	Lock, left brace clip.....	1	1	1	10	110
3736-35	Brace, top, rear mudguard.....	1	0	0	0	1
3736-41	Brace, top, rear mudguard.....	0	1	1	0	1
3739-34	Brace, rear mudguard end.....	2	0	0	0	2

www.dpw.org

Photo No.	Part Number	Name of Part	Number Used On			Used For	
			40WLA	41WLA	42WLA	100 Units	1000 Units

GROUP 5700 MUDGUARD (FENDER) GROUP - (Continued)


3737-36	Brace, rear mudguard end.....	0	2	2	0	2
3741-34	Bracket, rear end brace.....	1	1	1	0	2
3743-23	Bolt and nut, brace bracket.....	2	2	2	8	100
0308	Rivets, for braces and clips.....	8	8	8	See "0"	List
	3/16" x 9/16" round head rivets.					
0314	Rivets, mudguards to braces.....	10	10	10	See "0"	List
	3/16" x 3/8" truss head rivets.					
3745-29	Clip, right, rear mudguard.....	1	1	1	0	2
3746-29	Clip, left, rear mudguard.....	1	1	1	0	2
3748-26	Bolt, rear guard support.....	2	2	2	4	48
	5/16"-24 x 1-1/8" x 1/2" hexagon head bolt.					
0117	Nut, mudguard support bolt.....	4	4	4	See "0"	List
	5/16"-24 x 17/64" x 1/2" hexagon nut.					
4417-29	Plate, rear bolt.....	1	1	1	0	11
3750-40M	Bracket, right, front guard support.....	1	1	0	0	12
3750-40MA	Bracket, left, front guard support.....	1	1	0	0	12
3751-39	Hinge, rear mudguard.....	1	0	0	0	20
3751-41M	Hinge, rear mudguard.....	0	1	0	0	12
3751-34	Hinge, rear mudguard.....	0	0	1	0	12
3752-30	Pin, rear mudguard hinge.....	1	1	1	2	24
0314	Rivets, rear mudguard hinge.....	6	6	6	See "0"	List
	3/16" x 3/8" truss head rivets.					
064	Bolt, rear mudguard lower end.....	2	2	2	See "0"	List
	5/16"-24 x 3/4" x 1/2" hexagon head bolt.					
0117	Nut, rear mudguard bolt.....	2	2	2	See "0"	List
	5/16"-24 x 17/64" x 1/2" hexagon nut.					
2823-26	Bolt, rear mudguard brace.....	2	2	2	4	20
	3/8"-24 x 29/32" x 9/16" hexagon head bolt.					
0129	Nut, rear mudguard brace bolt.....	2	2	2	See "0"	List
	3/8"-24 x 1/4" x 9/16" hexagon nut.					
3757-26	Flap, front mudguard.....	1	1	1	10	120
032	Bolt, mudguard flap.....	3	3	3	See "0"	List
	#10-24 x 5/8" fillister head screw.					
0104	Nut, mudguard flap.....	3	3	3	See "0"	List
	#10-24 x 1/8" x 3/8" hexagon nut.					
0205	Washer, mudguard flap.....	3	3	3	See "0"	List
	7/32" x 1/2" x 1/16" plain steel washer.					

GROUPS 4900, 5700 CHAIN GUARDS

3801-32N	Guard, front chain outer.....	1	1	1	1	20
3804-32N	Guard, inside, upper half.....	1	0	0	2	20
3805-32N	Guard, inside, lower half.....	1	0	0	2	20
3804-41	Guard, inside.....	0	1	1	2	20
3805-30A	Screw, inner guard.....	2	2	2	10	200
3805-30B	Lock, inner guard screw.....	2	2	2	12	360
3805-39	Plug, inner guard screw.....	2	2	2	0	4
3805-32D	Washer, screw plug.....	2	2	2	0	3
3806-41	Bracket, rear, inner guard.....	0	1	1	1	12
3807-26	Bracket, rear, outer chain guard.....	1	1	1	1	14
0306	Rivet, for bracket.....	4	4	4	See "0"	List
	3/16" x 5/16" round head rivet.					
053	Screw, rear, front chain guard.....	1	1	1	See "0"	List
	1/4"-24 x 3/4" round head screw.					
0108	Nut, for rear screw.....	1	1	1	See "0"	List
	1/4"-24 x 5/32" x 7/16" hexagon nut.					
3811-29N	Cover, chain inspection.....	2	2	2	1	15
048	Screw, chain guard covers.....	4	4	4	See "0"	List
	#12-24 x 3/8" oval countersunk head screw.					
3812-29	Cover, inner guard slot.....	1	0	0	0	9
030	Screw, slot cover.....	2	0	0	See "0"	List
	#10-24 x 3/8" fillister head screw.					
0104	Nut, slot cover screw.....	2	0	0	See "0"	List
	#10-24 x 1/8" x 3/8" hexagon nut.					

Photo No.	Part Number	Name of Part	Number Used On			Used For	
			40WLA	41WLA	42WLA	100 Units	1000 Units

GROUPS 4900, 5100 CHAIN GUARDS - (Continued)



3813-29	Bolt, for inner guard.....	2	0	0	2	100
0108	Nut, for inner guard bolt..... 1/4"-24 x 5/32" x 7/16" hexagon nut.	2	0	0	See "0" List	
3814-29	Spring, for inner guard bolt.....	1	1	1	4	80
3815-29	Washer, small, for spring.....	2	0	0	2	40
0215	Washer, small, for spring..... 5/16" x 15/16" x .0625" plain steel washer.	2	0	0	See "0" List	
3818-36N	Guard, rear chain.....	1	1	1	4	60
524-25	Spring, rear guard front stud.....	1	1	1	4	44
0108	Nut, rear guard front stud..... 1/4"-24 x 5/32" x 7/16" hexagon nut.	1	1	1	See "0" List	
3745-29	Bracket, rear chain guard.....	1	1	1	0	4
3828-36	Stud, for rear bracket.....	1	1	1	0	6
0108	Nut, for bracket..... 1/4"-24 x 5/32" x 7/16" hexagon nut.	1	1	1	See "0" List	

GROUP 5300 RIMS AND SPOKES

3940-35N	Rim, 18" (WLA rear).....	1	1	1	0	100
3941-30N	Rim, 18", front.....	1	1	1	0	60
3943-30N	Spoke, front wheel, 8-3/8".....	20	20	20	200	1000
3945-30N	Spoke, front brake, 5-5/16".....	20	20	20	200	1000
3943-36N	Spoke, (WLA rear).....	40	40	40	400	3600
3947-16N	Nipple, front wheel.....	40	40	40	200	2000
3947-29N	Nipple, (WLA rear).....	40	40	40	300	6000

GROUP 5300 FRONT WHEELS AND PARTS WLA

3901-30N	Wheel and brake shell, front.....	1	1	1	1	12
3906-30N	Hub and brake shell, front.....	1	1	1	0	18
3909-30N	Shell, front hub, with brake shell.....	1	1	1	0	0
0344	Fitting, grease, straight.....	1	1	1	See "0" List	
3910-30	Axle, front.....	1	1	1	1	300
3910-37	Nut, front axle.....	2	2	2	4	100
3921-30	Sleeve, front axle.....	1	1	1	1	70
3923-30	Cone, front hub.....	1	1	1	1	80
3925-30	Ring, spring, for cone.....	2	2	2	2	34
0282	Balls, front hub..... 5/16" steel balls.	26	26	26	See "0" List	
3926-30	Washer, cone lock.....	1	1	1	2	70
3929-30	Nut, cone lock.....	1	1	1	1	30
3932-30	Guard, left inner dirt.....	1	1	1	0	5
3935-30	Flange, for spokes, right.....	1	1	1	0	0
0308	Rivets, spoke flange and brake shell, 3/16" x 1/2" round head rivet.	10	10	10	See "0" List	

Photo No.	Part Number	Name of Part	Number Used On			Used For	
			40WLA	41WLA	42WLA	100 Units	1000 Units

GROUP 5300 REAR WHEEL AND PARTS

3951-36N	Wheel complete, less tire.....	1	1	1	5	30
3958-36N	Hub complete.....	1	1	1	0	16
3960-36N	Shell, hub, only.....	1	1	1	0	36
3963-35	Sleeve, roller bearing.....	1	1	1	2	46
3965-35	Ring, lock, bearing retaining.....	2	2	2	2	22
3966-39	Washer, thrust, brake side.....	1	1	1	1	20
3967-35	Retainer, roller, large.....	1	1	1	4	52
2289-25	Roller.....	14	14	14	100	1000
3968-35	Washer, cork, sprocket side.....	1	1	1	4	54
3970-35	Retainer, cork washer.....	1	1	1	1	30
3972-35	Cover, bearing, outer.....	1	1	1	1	16
050	Screws, outer cover..... 1/4"-24 x 7/16" round head screws.	5	5	5	See "0"	L1st
0363	Washer, outer cover screws..... #14 x 1/4" internal tooth shakeproof washer.	5	5	5	See "0"	L1st
3974-35	Cover, inner bearing cover.....	1	1	1	1	14
3975-35	Gasket, for inner cover.....	1	1	1	3	36
3976-35	Washer, cork, small.....	1	1	1	5	55
3978-35	Sleeve, hub thrust.....	1	1	1	1	21
3980-35	Shims, thrust adjusting, .002".....	7-9	7-9	7-9	10	120
3982-35	Washer, thrust, thick.....	2	2	2	4	48
417-30	Retainer, small bearing.....	1	1	1	1	60
2289-25	Roller.....	12	12	12	50	1000
4026-35	Screws, wheel mounting.....	5	5	5	100	1200

GROUP 5300 REAR AXLE AND FITTINGS

3995-35	Axle, rear.....	1	0	0	1	14
3995-41	Axle, rear.....	0	1	1	1	14
2634-30A	Nut, rear axle.....	1	1	1	4	60
4001-35	Spacer, rear axle.....	1	1	1	1	15
4006-35	Washer, lock axle nut.....	1	1	1	4	70




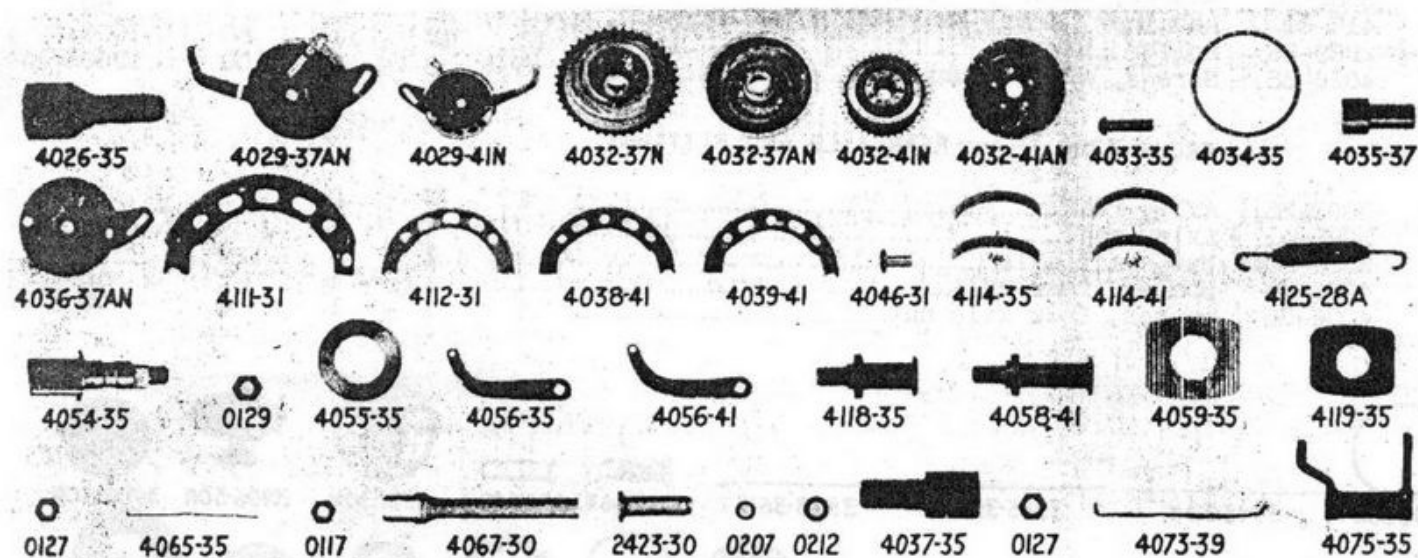
Photo No.	Part Number	Name of Part	Number Used On			Used For	
			40WLA	41WLA	42WLA	100 Units	1000 Units

GROUP 5300 REAR AXLE AND FITTINGS - (Continued)

4004-35	Sleeve, axle.....	1	0	0	1	22
4004-41	Sleeve, axle.....	0	1	1	1	22
4005-35	Nut, axle sleeve.....	1	1	1	6	96
4007-38	Spacer, axle.....	1	1	1	1	10

GROUP 5200 REAR WHEEL BRAKE PARTS

4026-35	Screws, wheel mounting.....	5	5	5	20	1200
4026-35S	Screws, wheel mounting.....	5	5	5	5	500
4029-37AN	Brake complete, rear.....	1	0	0	0	2
4029-41N	Brake complete, rear.....	0	1	1	0	2
4032-37N	Shell and sprocket, rear brake.....	1	0	0	1	6
4032-37AN	Shell and hub, less sprocket.....	1	0	0	1	9
4032-41N	Shell and sprocket, rear brake.....	0	1	1	1	6
4032-41AN	Shell and hub, less sprocket.....	0	1	1	0	9
4033-35	Rivets, brake shell and sprocket.....	24	24	24	0	10000
4034-35	Ring, brake shell splash.....	1	1	1	0	46
4035-37	Dowels, rear brake hub.....	5	5	5	0	230
4036-37AN	Cover, brake side.....	1	1	1	1	9
4111-31	Shoe complete, brake, upper.....	2	0	0	10	80
4112-31	Shoe complete, brake, lower.....	2	0	0	10	80



4038-41	Shoe complete, brake, upper.....	0	1	1	10	80
4039-41	Shoe complete, brake, lower.....	0	1	1	10	80
4046-31	Rivet, brake lining.....	26	26	26	1	1000
4114-35	Lining set, front and rear brake.....	2	1	1	1	360
4114-41	Lining set, rear brake.....	0	1	1	1	240
4125-28A	Spring, brake.....	2	2	2	8	500
4054-35	Shaft, brake operating.....	1	1	1	1	44
0129	Nut operating shaft..... 3/8"-24 x 1/4" x 9/16" hexagon nut.	1	1	1	See "O" List	
4055-35	Washer, spring, operating shaft.....	1	1	1	2	24
4056-35	Lever, brake operating.....	1	0	0	0	2
4056-41	Lever, brake operating.....	0	1	1	0	2
4118-35	Stud, brake shoe pivot.....	1	0	0	0	6
4058-41	Stud, brake shoe pivot.....	0	1	1	0	6
4119-35	Plate, pivot stud.....	1	1	1	0	30
0127	Nut, pivot stud..... 3/8"-24 x 21/64" x 9/16" hexagon nut.	1	1	1	See "O" List	
4065-35	Rod, rear brake.....	1	1	1	4	50

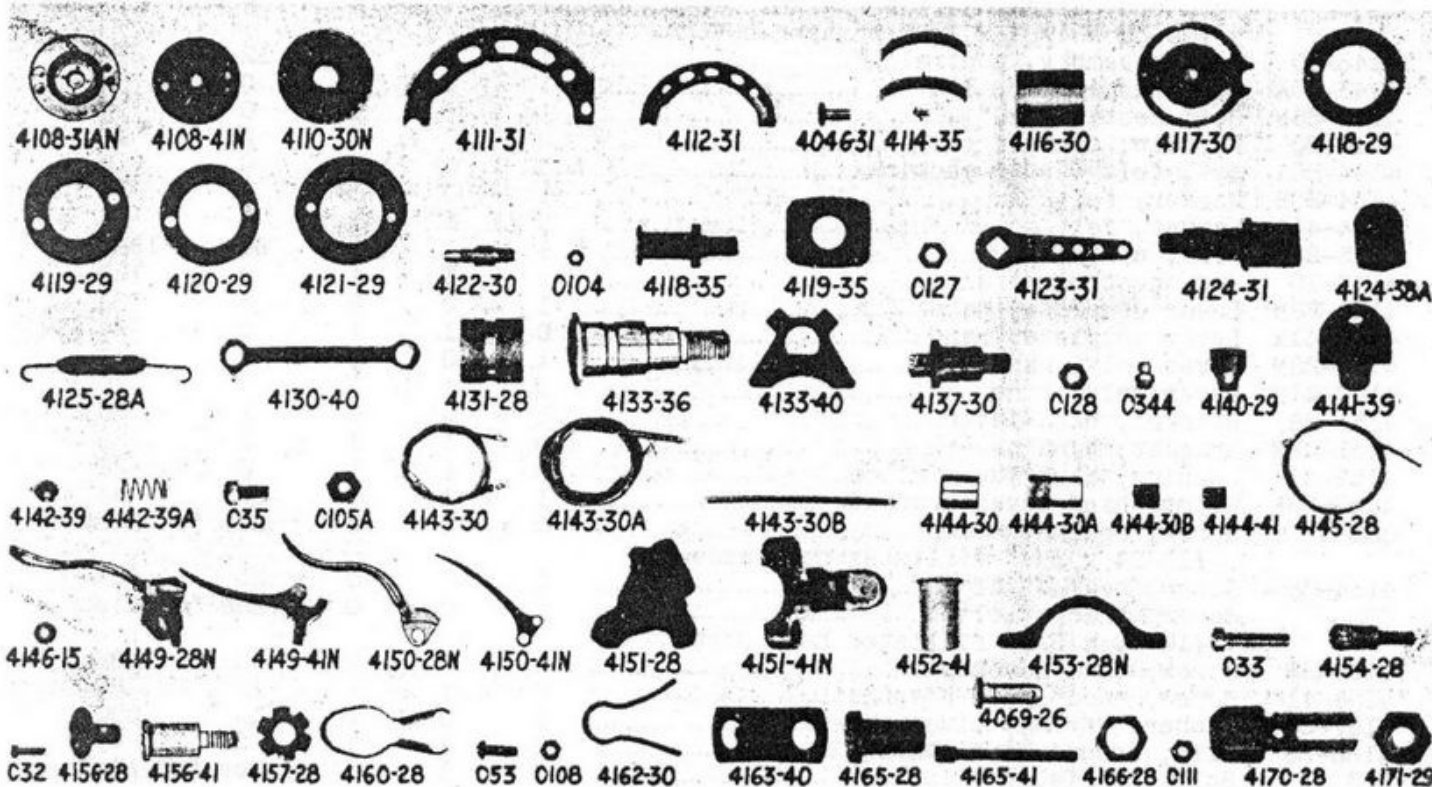
Photo No.	Part Number	Name of Part	Number Used On			Used For	
			40WLA	41WLA	42WLA	100 Units	1000 Units

GROUP 5200 REAR WHEEL BRAKE PARTS - (Continued)

0117	Nut, rear brake rod.....	2	2	2	See "0" List	
	5/16"-24 x 17/64" x 1/2" hexagon nut.					
4067-30	Clevis, rear brake rod.....	1	1	1	4	40
2423-30	Pin, brake rod clevis.....	1	1	1	24	700
0207	Washer, clevis pin.....	1	1	1	See "0" List	
	1/4" x 7/16" x .035" plain steel washer					
0212	Washer, brake rod.....	1	1	1	See "0" List	
	5/16" x 9/16" x 1/32" plain steel washer.					
4037-35	Stud, brake arm anchor.....	1	1	1	1	12
0127	Nut, anchor stud.....	1	1	1	See "0" List	
	3/8"-24 x 21/64" x 9/16" hexagon nut.					
4073-39	Rod, brake, foot pedal.....	1	1	1	2	18
4075-35	Shaft, brake crossover.....	1	1	1	0	3

GROUP 5300 FRONT BRAKE PARTS

4108-31AN	Cover, side, front brake.....	1	0	0	1	10
4108-41N	Cover, side, front brake.....	0	1	1	1	10
4110-30N	Shell, front brake.....	1	1	1	1	6
4111-31	Shoe complete, brake, upper.....	2	1	1	1	40
4112-31	Shoe complete, brake, lower.....	2	1	1	1	40
4046-31	Rivet, brake lining.....	26	26	26	26	1000
4114-35	Lining set, front brake.....	2	1	1	1	360
4116-30	Bushing, brake side cover.....	1	1	1	0	40
4117-30	Plate, center, stabilizer.....	1	1	1	0	50
4118-29	Washer, spring, stabilizer.....	1	1	1	0	80
4119-29	Washer, inner, stabilizer.....	1	1	1	0	120



4120-29	Washer, outer, stabilizer.....	1	1	1	0	120
4121-29	Cover, stabilizer.....	1	1	1	0	36
4122-30	Stud, stabilizer collar.....	2	2	2	0	98

Photo No.	Part Number	Name of Part	Number Used On			Used For	
			40WLA	41WLA	42WLA	100 Units	1000 Units

GROUP 5300 FRONT BRAKE PARTS - (Continued)

0104	Nut, stabilizer stud..... #10-24 x 1/8" x 3/8" hexagon nut.	2	2	2	See "0"	List
4118-35	Stud, pivot.....	1	1	1	0	4
4119-35	Plate, pivot stud.....	1	1	1	0	3
0127	Nut, pivot stud..... 3/8"-24 x 21/64" x 9/16" hexagon nut.	1	1	1	See "0"	List
4123-31	Lever, brake operating.....	1	1	1	0	5
4124-31	Stud, brake operating.....	1	1	1	0	9
4124-38A	Nipple, grease, operating stud.....	1	1	1	0	4
4125-28A	Spring, brake shoe.....	2	2	2	8	120

GROUP 5300 FRONT BRAKE CONTROL PARTS

4130-40	Shackle, front brake.....	1	1	1	0	18
4131-28	Bushing, brake shackle.....	2	2	2	0	240
4133-36	Stud, fork, brake shackle.....	1	1	1	10	100
4133-40	Washer, lock, fork stud.....	1	1	1	2	32
4137-30	Stud, band, brake shackle.....	1	1	1	5	50
0128	Nut, fork stud..... 3/8"-24 U.S.F. x 15/32" x 9/16" hexagon nut.	1	1	1	See "0"	List
0344	Nipple, grease, straight.....	2	2	2	See "0"	List
4140-29	Extension, grease nipple.....	1	1	1	1	24
4141-39	Body, control coil oil cup.....	1	1	1	0	12
4142-39	Plunger, oil cup.....	1	1	1	0	14
4142-39A	Spring, oil cup.....	1	1	1	0	12
035	Screw, oil cup body..... #10-32 x 3/8" fillister head screw,	1	1	1	See "0"	List
0105A	Nut, body screw..... #10-32 x 1/8" x 3/8" hexagon nut.	1	1	1	See "0"	List
4143-30	Coil assembly, control.....	1	1	1	12	250
4143-30A	Coil section, 38-1/4".....	1	1	1	0	32
4143-30B	Coil section, 10".....	1	1	1	0	7
4144-30	Ferrule, control coil.....	2	2	2	2	40
4144-30A	Nut, felt washer packing.....	1	0	0	0	5
4144-30B	Washer, felt.....	1	0	0	0	5
4144-41	Washer, felt.....	0	1	1	0	5
4145-28	Wire, control.....	1	1	1	60	1800
4146-15	End, control wire.....	1	1	1	2	120
4149-28N	Lever complete, hand.....	1	0	0	6	34
4149-41N	Lever complete, hand.....	0	1	1	6	34
4150-28N	Lever only, hand.....	1	0	0	2	10
4150-41N	Lever only, hand.....	0	1	1	2	10
4151-28	Bracket, hand lever.....	1	0	0	2	38
4151-41N	Bracket, hand lever.....	0	1	1	2	38
4152-41	Bushing, hand lever clamp.....	0	1	1	2	38
4153-28N	Clamp, hand lever bracket.....	1	1	1	10	84
033	Screw, bracket clamp..... #10-24 x 3/4" fillister head screw.	0	2	2	See "0"	List
4154-28	Screw, bracket clamp.....	1	0	0	25	460
032	Screw, bracket clamp..... #10-24 x 5/8" fillister head screw.	1	0	0	See "0"	List
4156-28	Screw, hand lever pivot.....	1	0	0	2	180
4156-41	Screw, hand lever pivot.....	0	1	1	10	180
4157-28	Washer, spring, pivot screw.....	1	0	0	10	200
4160-28	Clip, around handlebar.....	1	1	1	2	26
053	Bolt, handlebar clip..... 1/4"-24 x 3/4" round head screw.	1	1	1	See "0"	List
0108	Nut, clip bolt..... 1/4"-24 x 5/32" x 7/16" hexagon nut.	1	1	1	See "0"	List
4162-30	Clip, control coil.....	1	1	1	0	6
4162-36	Clip, control coil.....	1	1	1	2	180
4163-40	Clamp, control coil.....	1	1	1	1	12

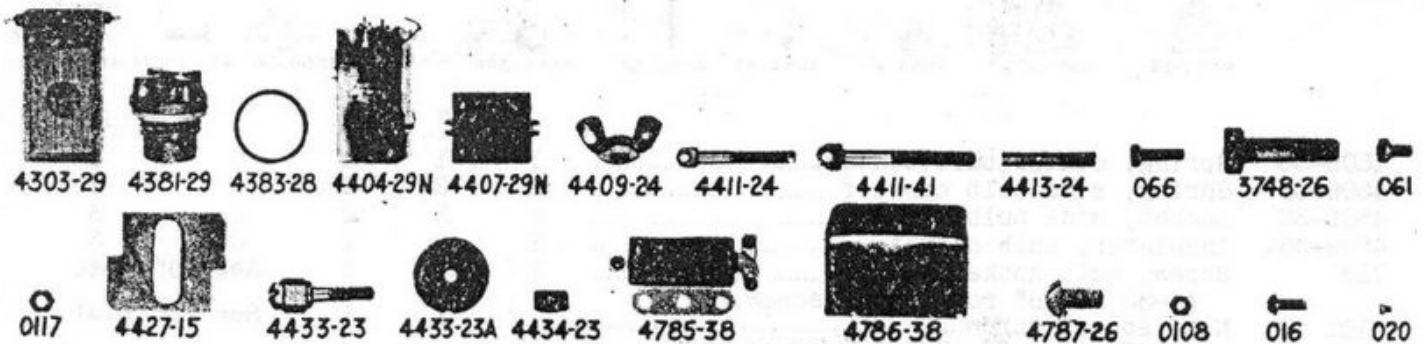
Photo No.	Part Number	Name of Part	Number Used On			Used For	
			40WLA	41WLA	42WLA	100 Units	1000 Units

GROUP 5300 FRONT BRAKE CONTROL PARTS - (Continued)

4165-28	Sleeve, control coil adjusting.....	1	0	0	5	50
4165-41	Screw, control coil adjusting.....	0	1	1	5	50
4166-28	Nut, adjusting sleeve.....	1	0	0	5	50
0111	Nut, adjusting screw.....	0	1	1	See "0"	List
	5/16"-18 x 1/4" x 1/2" hexagon nut.					
4170-28	Connection, control wire lower.....	1	1	1	5	50
4171-29	Nut, connection clamping.....	1	1	1	5	50
4069-26	Pin, lower connection.....	1	1	1	10	140

GROUP 5800 BATTERIES, BATTERY CASES, RELAY

4303-29	Battery, less box.....	1	1	1	6	400
4381-29	Plug, battery filler.....	3	3	3	0	6
4383-28	Washer, filler plug.....	3	3	3	0	12
4404-29N	Box, for battery.....	1	1	1	0	10
4407-29N	Cover, battery box.....	1	1	1	10	200
4409-24	Nut, wing, battery cover.....	2	2	2	8	150
4411-24	Bolt, cover clamp.....	2	0	0	0	6
4411-41	Bolt, cover clamp.....	0	2	2	0	6
4413-24	Pin, clamp bolt.....	2	2	2	0	2
066	Bolt, front.....	1	1	1	See "0"	List
	5/16"-24 x 1" x 1/2" hexagon head bolt.					
3748-26	Bolt, rear upper.....	1	1	1	2	30
	5/16"-24 x 1-1/8" x 1/2" hexagon head bolt.					
061	Bolt, rear lower.....	2	2	2	See "0"	List
	5/16"-24 x 1/2" x 1/2" hexagon head bolt.					
0117	Nut, battery bolt.....	4	4	4	See "0"	List
	5/16"-24 x 17/64" x 1/2" hexagon nut.					
4417-29	Plate, rear bolt.....	1	1	1	0	11
4427-15	Mat, rubber.....	2	2	2	12	300



4433-23	Screw, battery terminal.....	2	2	2	50	1200
4433-23A	Felt, battery terminal.....	2	2	2	25	600
4434-23	Nut, terminal screw.....	2	2	2	50	1200
4785-38	Relay complete.....	1	1	1	8	120
4786-38	Cover, for relay.....	1	1	1	0	3
4787-26	Screw, relay and bracket.....	2	2	2	2	16
0108	Nut, relay mounting.....	2	2	2	See "0"	List
	1/4"-24 x 5/32" x 7/16" hexagon nut.					
016	Screw, contact blade.....	2	2	2	See "0"	List
	#6-32 x 3/8" round head screw.					
020	Screw, terminal wire.....	3	3	3	See "0"	List
	#8-32 x 1/4" fillister head screw.					

www.wolfe.com

Photo No.	Part Number	Name of Part	Number Used On			Used For	
			40WLA	41WLA	42WLA	100 Units	1000 Units

GROUP 4600 INSTRUMENT PANEL AND SWITCH

4501-39N	Panel base complete, less speedometer.....	1	0	0	1	4
4501-41M	Panel base complete, less speedometer.....	0	1	0	1	4
4501-42M	Panel base complete, less speedometer.....	0	0	1	1	4
4505-39N	Panel base only.....	1	1	1	0	1
4506-36	Stud, panel base.....	3	3	3	0	6
0108	Nut, base stud..... 1/4"-24 x 5/32" x 7/16" hexagon nut.	3	3	3	See "0" List	
4927-15	Bulb, for panel..... 6-8V-3CP-SC bulb GE #63L.	3	3	3	20	335



4508-36	Spring, center bulb contact.....	1	1	1	0	2
4508-38	Spring, side bulb contact.....	2	2	2	0	2
4509-38	Socket, side bulb.....	2	2	2	0	3
4509-38A	Insulator, bulb socket.....	2	2	2	0	3
013	Screw, bulb socket..... #6-32 x 7/8" round head screw.	1	1	1	See "0" List	
0101	Nut, socket screw..... #6-32 x 7/64" x 5/16" hexagon nut.	1	1	1	See "0" List	
0103	Nut, socket screw..... #8-32 x 1/8" x 5/16" hexagon nut.	1	1	1	See "0" List	
0201	Washer, socket..... 3/16" x 7/16" x 1/32" plain steel washer.	8	8	8	See "0" List	
4509-38B	Insulator, socket.....	9	9	9	0	5
4510-36	Insulator, center spring.....	2	2	2	0	3
1647-31A	Rivet, contact spring.....	2	2	2	1	24
4516-39N	Cover, instrument panel.....	1	0	0	1	10
4516-41M	Cover, instrument panel.....	0	1	0	1	10
4516-41MA	Cover, instrument panel.....	0	0	1	1	10
4518-36	Screw, panel cover, hexagon.....	1	1	1	10	100
4505-39A	Screw, panel cover.....	2	2	2	2	20
4519-39	Plate, panel side.....	1	1	0	2	8
4519-39A	Plate, panel side.....	0	0	1	0	8
035	Screw, side plate..... #10-32 x 3/8" fillister head screw.	2	2	4	See "0" List	

Photo No.	Part Number	Name of Part	Number Used On			Used For	
			40WLA	41WLA	42WLA	100 Units	1000 Units

GROUP 4600 INSTRUMENT PANEL AND SWITCH - (Continued)

4523-39	Shield, right panel light.....	1	1	1	0	4
4523-39A	Shield, left panel light.....	1	1	1	0	4
4524-39	Window and frame, green.....	1	0	0	2	24
4524-41M	Window and frame, green.....	0	1	1	2	24
4525-39	Window and frame, red.....	1	0	0	2	24
4525-41M	Window and frame, red.....	0	1	1	2	24
4527-41M	Switch, ignition, lights, black-out.....	1	1	1	2	30
4529-41MA	Cover, Switch.....	1	1	1	0	3
4531-36N	Cover, key hole.....	1	1	1	0	9
4534-36	Rivet, cover.....	1	1	1	0	9
4534-41M	Key for mounting switch (Briggs & Stratton #52732-H-700).....	1	1	1	10	120
4536-41M	Base, for switch.....	1	1	1	0	3
4539-41M	Plate, switch mounting (lower).....	1	1	1	0	25
4539-41MA	Plate, switch mounting (upper).....	1	1	1	0	25
4540-41M	Spring, lower contact plate.....	1	1	1	0	50
4541-41M	Contact, roller.....	1	1	1	0	50
4543-41M	Retainer roller contact.....	1	1	1	0	3
4548-41	Lock & keys.....	1	1	1	0	3
020	Screw, switch mounting..... #8-32 x 1/4" fillister head screw.	4	4	4	See "0" List	
4545-36	Holder assembly, contact.....	1	1	1	0	10
010	Screw, terminal contact..... #6-32 x 1/4" fillister head screw.	5	5	5	See "0" List	
4554-36	Plate, switch lock.....	1	1	1	0	3
4550-39	Switch, panel light.....	1	1	1	0	4
4551-37	Bracket, panel switch.....	1	1	1	0	2
4551-37A	Rivet, bracket mounting.....	2	2	2	0	5
4552-39	Stem, panel switch.....	1	1	1	0	18
4553-37	Cam, panel switch.....	1	1	1	0	5
4554-37	Spacer, panel switch stem.....	1	1	1	0	3
4555-37	Washer, spring.....	1	1	1	0	4
0201	Washer, plain..... 3/16" x 7/16" x 1/32" plain steel washer.	1	1	1	See "0" List	
4556-39N	Knob, panel switch.....	1	1	1	8	100
05	Screw, switch knob..... #4-36 x 1/4" round head screw - brass.	1	1	1	See "0" List	
4557-37	Spring, switch contact.....	1	1	1	0	4
1647-31A	Rivet, contact spring.....	1	1	1	1	24
4558-37	Washers, fibre insulating.....	2	2	2	0	4
4559-37	Washers, steel.....	2	2	2	0	4
4560-41MA	Spacer, switch mounting.....	4	4	4	0	6

GROUP 4600

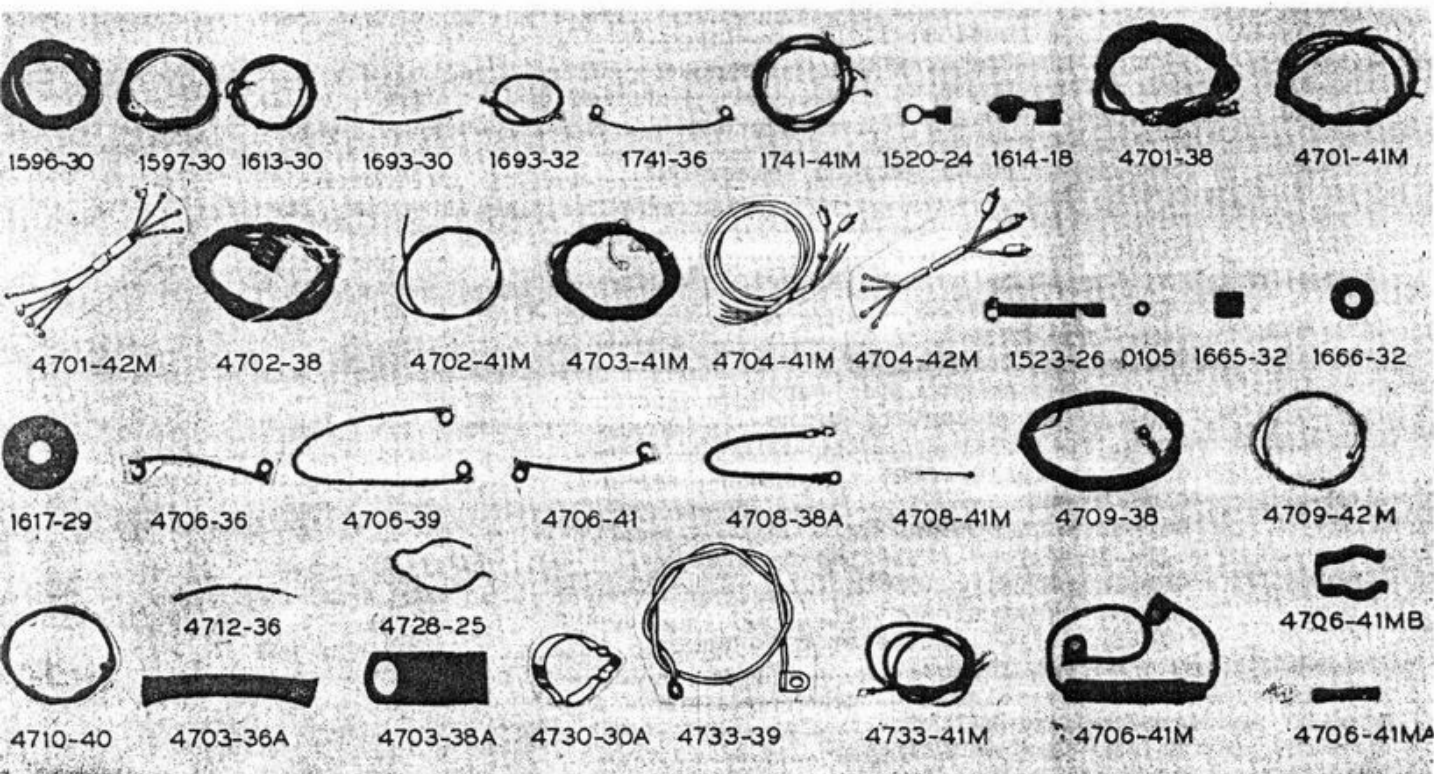
WIRING

4736-40	Wiring set complete.....	1	0	0	2	10
4736-41M	Wiring set complete.....	0	1	0	2	10
4736-42M	Wiring set complete.....	0	0	1	2	10
1596-30	Cable to front spark plug.....	1	1	1	8	200
1597-30	Cable to rear spark plug.....	1	1	1	8	200
1613-30	Wire, circuit breaker to coil.....	1	1	1	8	120
1693-30	Wire, field coil, 5-1/4".....	2	2	2	0	2
1693-32	Wire, field coil, 6-1/4".....	2	2	2	0	2
1741-36	Wire, generator to relay.....	1	1	1	1	12
1741-41M	Wire, generator to switch to relay (For U.S.A. numbers under 65747).....	1	1	1	1	12
1741-41MA	Wire, generator to battery. (For U.S.A. numbers over 65747).....	0	1	0	1	12
1520-24	Terminal, small.....	14	14	14	14	300
1520-39	Terminal.....	26	26	26	26	300
1614-18	Terminal and eyelet.....	1	1	1	60	1500
4701-38	Wire, switch to battery, coil and tail light connection.....	1	0	0	2	20

Photo No.	Part Number	Name of Part	Number Used On			Used For	
			40WLA	41WLA	42WLA	100 Units	1000 Units

GROUP 4600

WIRING - (Continued)



4701-41M	Wire, switch to battery, coil & tail light connection.....	0	1	0	0	20
4701-42M	Wire, switch to battery, coil & tail light connection.....	0	0	1	0	20
4702-38	Wire, head lamp to toggle switch.....	1	0	0	0	16
4702-41M	Wire, switch to maker lamp.....	0	1	1	0	16
4703-41M	Wire, switch to horn & toggle switch wire.....	1	1	1	0	14
4704-39B	Wire, stop light.....	1	0	0	0	10
4704-41M	Wire, to stop & tail lamp.....	0	1	0	0	5
4704-42M	Wire, to stop & tail lamp.....	0	0	1	0	5
1523-26	Screw, term. conn. on frame..... #10-32 x 1-1/4" fillister head screw.	2	2	2	2	25
0105	Nut, for terminal screw..... # 10-32 x 1/8" x 5/16" hexagon nut - brass.	4	4	4	See "0" List	
1665-32	Insulator, terminal screw.....	2	2	2	4	32
1666-32	Washer, terminal screw, bakelite.....	4	4	4	4	36
1617-29	Washer, 7/8" fibre insulating.....	2	2	2	1	10
4706-36	Wire, negative ground.....	1	1	1	1	12
4706-39	Wire, battery positive or gen. to relay....	1	1	1	1	12
4706-41	Wire, battery ground.....	0	1	1	0	2
4708-38A	Wire, switch to signal light.....	1	0	0	0	5
4708-41M	Wire, switch to signal light.....	0	1	1	0	6
4709-38	Wire, oil pressure switch.....	1	1	0	0	6
4709-42M	Wire, oil pressure switch.....	0	0	1	0	6
4710-40	Wire, horn switch.....	1	1	1	0	12
4703-36A	Conduit, 3", switch panel.....	1	1	1	0	4
4712-36	Wire, panel bulb contact.....	1	0	1	0	7
4712-41M	Wire, panel bulb contact.....	0	1	0	0	7
4703-38A	Clamp, horn wire.....	1	1	1	2	20
4727-42	Clip, tail light cable.....	0	0	5	0	50
4728-25	Clamp, 1-1/4".....	1	1	1	0	4
4730-30A	Clamp, around frame head.....	1	1	1	0	2
4733-39	Wire, stop light switch.....	1	0	0	0	8

www.gpw.it

Photo No.	Part Number	Name of Part	Number Used On			Used For	
			40WLA	41WLA	42WLA	100 Units	1000 Units

GROUP 4600 WIRING - (Continued)

4733-41M	Wire, stop light switch to coil & frame terminal.....	0	1	1	0	8
4733-41MA	Wire, stop light switch (change over).....	1	1	1	0	8
*4706-41M	Wire, with fuse holder, black (For U.S.A. numbers under 65747) (Use 4706-36).....	0	1	0	0	20
*4706-41MA	Fuse, 25 ampere.....	0	1	0	0	60
*4706-41MB	Clip, fuse holder to frame.....	0	1	0	0	12
*4706-41MC	Wire, with fuse holder, red. (For U.S.A. numbers over 65747) (Use 4706-39).....	0	1	0	0	20

*Note:-All models are being equipped with the latest Harley Davidson black-out switches. Fuses are not considered necessary once the new black-out switches are installed. Negative battery wire number 4706-41M can be replaced with plain Wire 4706-36. Positive Wire number 4706-41MC can be replaced with wire number 4706-39.

GROUP 4600 HANDLEBAR SWITCHES

4760-26N	Switch complete, horn.....	1	1	1	4	90
4760-29N	Switch complete, headlight.....	1	1	1	4	80
020	Screw, switch mounting..... #8-32 x 1/4" fillister head screw.	4	4	4	See "0" List	
4762-26	Button, horn switch.....	1	1	1	2	20
4764-26	Spring, horn button.....	1	1	1	2	24
4764-29	Lever, light switch.....	1	1	1	2	25
4766-26	Insulation, horn wire.....	1	1	1	2	28
4766-29	Insulation, light switch.....	1	1	1	1	15
4768-26N	Housing, horn switch.....	1	1	1	1	7
4768-29N	Housing, light switch.....	1	1	1	1	10
4770-29	Pin, light switch contact.....	1	1	1	1	20
4771-29	Spring, contact pin.....	1	1	1	2	30
4776-26	Plate, horn switch contact.....	1	1	1	0	12
4776-29	Block, light switch contact.....	1	1	1	0	10
4777-26	Washer, horn switch spring.....	1	1	1	0	10
4777-29	Plate, light switch retainer.....	1	1	1	1	15


GROUP 4600 HORN GROUP

4801-42M	Horn assembly.....	1	1	1	4	60
4809-31N	Front, for horn.....	1	1	1	0	4
035	Screw, projector, short..... #10-32 x 3/8" fillister head screw.	6	6	6	See "0" list	
0105	Nut, projector screw..... #10-32 x 1/8" x 5/16" hexagon nut, brass.	6	6	6	See "0" list	
4813-31	Screw, adjusting.....	1	1	1	0	3
0105	Nut, adjusting screw..... #10-32 x 1/8" x 5/16" hexagon nut, brass.	1	1	1	See "0" list	
4824-31	Screw, terminal.....	2	2	2	0	4
0103	Nut, terminal..... #8-32 x 1/8" x 5/16" hexagon nut.	4	4	4	See "0" list	
4827-31	Bushing, terminal screw.....	2	2	2	0	4
4829-31	Fibre, square, terminal screw.....	2	2	2	0	2
4829-42	Plate, horn terminal.....	1	1	1	0	5
038	Screw, terminal plate..... 10-32 U.S.F. x 3/4" fillister head screw.	1	1	1	See "0" list	
0201	Washer, terminal plate screw..... 3/16" x 7/16" x 1/32" plain steel Washer...	2	2	2	See "0" list	
0105A	Nut, terminal plate screw..... 10-32 U.S.F. x 1/8" x 3/8" hexagon nut.....	1	1	1	See "0" list	
4855-42	Plate, horn bracket spring.....	1	1	1	2	10
4856-42	Bolt, horn bracket spring plate.....	2	2	2	2	20
0104	Nuts, horn bracket plate bolt..... 10-24 U.S.F. x 1/8" x 3/8" hexagon nut.	4	4	4	See "0" list	
4857-36	Bracket, horn (lower).....	1	1	1	1	10

Photo No.	Part Number	Name of Part	Number Used On			Used For	
			40WLA	41WLA	42WLA	100 Units	1000 Units

GROUP 4600 HORN GROUP - (Continued)

4857-36A	Reinforcement, horn bracket.....	1	1	1	1	10
051	Bolt, bracket..... 1/4"-24 x 1/2" round head screw.	2	2	2	See "0" list	
0108	Nut, bracket bolt..... 1/4"-24 x 5/32" x 7/16" hexagon nut.	2	2	2	See "0" list	
4858-36	Bracket, upper, horn.....	1	1	1	1	22
066	Bolt, upper bracket to fork..... 5/16"-24 x 1" x 1/2" hexagon head bolt.	1	1	1	See "0" list	
0117	Nut, upper bracket bolt..... 5/16"-24 x 17/64" x 1/2" hexagon nut.	1	1	1	See "0" list	
4861-29	Spring, horn bracket.....	2	2	2	10	100
4862-29	Plate, spring, straight.....	3	3	3	10	100
4862-31	Plate, spring, curved.....	6	6	6	10	100



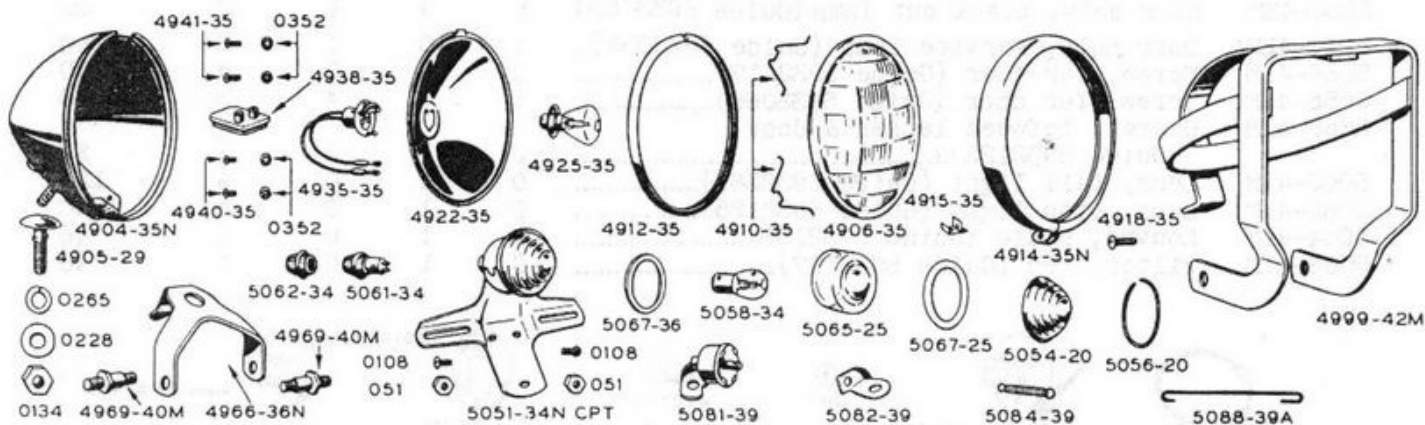
GROUP 4600 HEADLIGHT AND TAIL LAMP PARTS

4901-35N	Headlight complete.....	1	1	1	16	375
4904-35N	Body, headlight.....	1	1	1	0	3
4905-29	Bolt, headlight fastening.....	1	1	1	0	2
4906-35	Lens, headlight.....	1	1	1	40	1270
4910-35	Spring, lens retaining.....	2	2	2	20	430
4912-35	Washer, lens packing.....	1	1	1	10	200
4914-35N	Door, or bezel.....	1	1	1	20	360
4915-35	Lug for door.....	1	1	1	1	10
4918-35	Screw, door fastening.....	1	1	1	5	50
4922-35	Reflector.....	1	1	1	0	80
4925-35	Bulb, pre-focused..... 32-21 CP.-6V-DC Prefocused GE No. 2320L.	1	1	1	20	300
4935-35	Wiring, inside lamp.....	1	1	1	1	14
4938-35	Terminal block.....	1	1	1	0	3
4940-35	Screw, terminal, #8-32.....	2	2	2	2	20
4941-35	Screw, terminal, #10-32.....	2	2	2	2	20
4966-36N	Bracket, headlight.....	1	1	1	4	32
4969-40M	Bolt, lamp bracket.....	2	2	2	0	6
066	Bolt, bracket to handlebars..... 5/16"-24 x 1" x 1/2" hexagon head bolt.	2	2	2	See "0" list	
0117	Nut, bracket bolt..... 5/16"-24 x 17/64" x 1/2" hexagon nut.	2	2	2	See "0" list	

Photo No	Part Number	Name of Part	Number Used On			Used For	
			40WLA	41WLA	42WLA	100 Units	1000 Units

GROUP 4600 HEADLIGHT AND TAIL LAMP PARTS - (Continued)

0134	Nut, headlight fastening.....	1	1	1	See "0" list	
4999-42M	Head Lamp Guard with Fittings..... (Will fit 1940 & 1941 Models).	0	0	1	6	50
5051-34N	Lamp complete, stop and tail.....	0	1	0	4	30
5054-20	Lens, red.....	0	1	0	20	300
5056-20	Retainer for red lens.....	0	1	0	10	70



5058-34	Bulb, rear lamp..... 21-3CP, 6V, DC, double filament bulb GE #1158	0	1	0	10	200
5061-34	Plug and cap, connector.....	0	1	0	2	20
5062-34	Cap, connector plug.....	0	1	0	1	12
5063-30	Screw, connector plug.....	0	2	0	2	18
5065-25	Window for license.....	0	1	0	10	100
5067-25	Gasket, stop light paper (thick).....	0	1	0	4	72
5067-36	Gasket, stop light, thin.....	0	1	0	10	72
5081-39	Switch, stop light.....	1	1	1	2	40
5082-39	Bracket, switch mounting.....	1	1	1	1	6
5084-39	Spring, stop light switch.....	1	1	1	2	44
5088-39A	Wire, stop light pull.....	1	1	1	1	30
051	Screw, license bracket..... 1/4"-24 x 1/2" round head screw.	2	2	2	See "0" list	
0108	Nut, bracket screw..... 1/4"-24 x 5/32" x 7/16" hexagon nut.	2	2	2	See "0" list	

GROUP 4600 BLACK OUT LIGHTS & PARTS

4901-41M	Black out marker light cpt. (Front) (Guide 917096).....	1	1	1	8	150
0117	Nut, for mounting lamp..... 5/16"-24 x 17/64" x 1/2" hexagon nut.	1	1	1	See "0" list	
4927-15	Bulb, lamp..... 3 CP, 6-8V, SC, bulb G E No. 63.	1	1	1	20	335
*4906-41M	Lens (Guide 5932167).....	0	1	0	20	500
*4908-41M	Louvre for lens (Guide 5932169).....	0	1	0	10	200
*4910-41M	Filter for lens (Guide 5932165).....	0	1	0	10	200
*4912-41M	Rubber packing (Guide 5932164).....	0	1	0	10	150
*4914-41M	Molding or door only (Guide 5932170).....	0	1	0	5	70

Note: Items marked thus () can easily be replaced by installing the new sealed door and lens unit 4914-42M. The new type unit should be used wherever practicable.

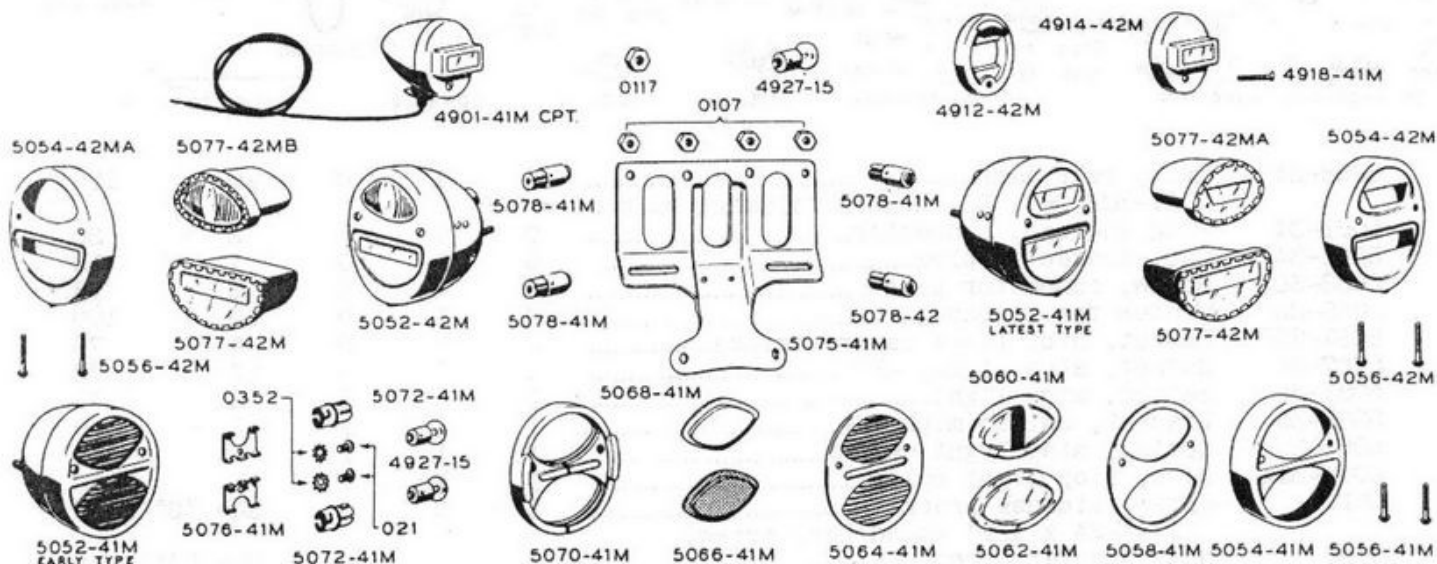
4912-42M	Rubber packing (Guide 5933075).....	1	0	1	5	70
4914-42M	Door complete (Guide 5933122).....	1	1	1	5	70
4918-41M	Screw, door (Guide 5932419).....	1	1	1	5	40

www.fpw.it

Photo No.	Part Number	Name of Part	Number Used On			Used For	
			40WLA	41WLA	42WLA	100 Units	1000 Units

GROUP 4600 BLACK OUT LIGHTS AND PARTS - (Continued)

5052-41M	Lamp, black out, rear, (Guide 927226).....	1	1	1	4	30
5052-42M	Lamp, black out and service, rear (Guide 927225).....	1	0	1	4	30
0107	Nuts, lamp mounting..... 1/4"-20 x 1/4" x 1/2" hexagon nut.	4	2	4	See "O" list	
5053-41M	Insulator, rubber, tail lamp wire.....	3	2	3	10	100
5054-41M	Door only, (Guide 5932199).....	0	1	0	2	50
5054-42M	Door only, black out lamp (Guide 5933055)	1	0	1	2	50
5054-42MA	Door only, service lamp (Guide 5933056)..	1	0	1	2	50
5056-41M	Screw, for door (Guide 5932417).....	0	2	0	4	100
5056-42M	Screw, for door (Guide 5933069).....	4	0	4	8	200
5058-41M	Gasket, between lenses & door (Guide 5932123).....	0	1	0	1	36
5060-41M	Lens, tail light (Guide 5932361).....	0	1	0	4	120
5062-41M	Lens, stop light (Guide 5932125).....	0	1	0	4	120
5064-41M	Louvre, plate (Guide 5932186).....	0	1	0	1	40
5066-41M	Filter, red (Guide 5932127).....	0	1	0	1	40



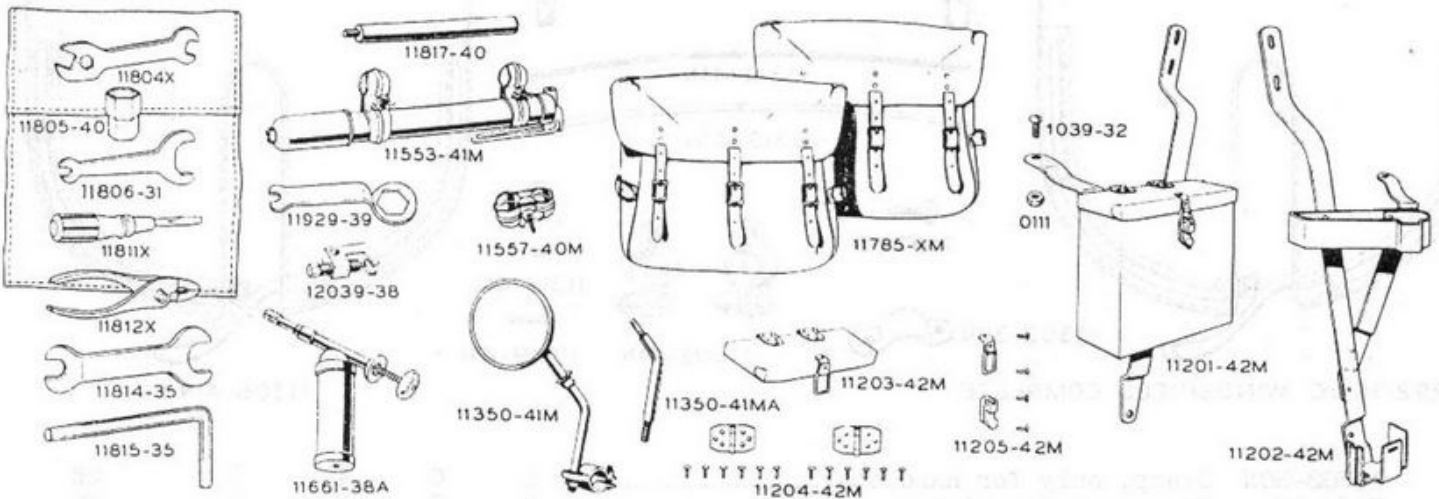
5068-41M	Filter, amber (Guide 5932126).....	0	1	0	1	40
5070-41M	Block, lens mounting (Guide 5932124).....	0	1	0	1	36
4927-15	Bulb..... 6-8V, 3CP, SC Bulb G E #63.	0	2	0	10	335
5072-41M	Socket for bulb (Guide 5932132).....	0	2	0	1	24
5074-41M	Gasket, for socket (Guide 5932134).....	0	2	0	1	36
5076-41M	Retainer, for socket (Guide 5932133).....	0	2	0	1	12
021	Screw, for retainer..... #8-32 U.S.F. x 3/8" fillister head screw.	0	2	0	See "O" list	
5075-41M	Bracket, tail & stop light.....	1	0	1	2	40
5077-42M	Black out tail lamp unit cpt. (Guide 5933078).....	2	0	2	4	100
5077-42MA	Black out stop light unit cpt. (Guide 5933121).....	1	0	1	2	50
5077-42MB	Service stop & tail lamp unit complete (Guide 5933104).....	1	0	1	2	50
5078-41M	Plug, connector (Guide 1883194).....	3	2	3	2	48
5078-42	Plug connector (Hersee Co. DC 823305).....	1	0	1	1	24

www.fpw.it

Photo No.	Part Number	Name of Part	Number Used On			Used For	
			40WLA	41WLA	42WLA	100 Units	1000 Units

GROUP 2300 TOOL KITS--EQUIPMENT

11800-40A	Tool kit and Case.....	1	1	1	1	6
11804-X	Wrench, 1/2", 9/16" and 7/16" hexagon.....	1	1	1	2	25
11805-40	Socket, for spark plug.....	1	1	1	1	20
11806-31	Wrench, 1-3/8" and 7/16".....	1	1	1	1	32
11811-X	Screw driver, 2" blade.....	1	1	1	0	16
11812-X	Pliers, adjustable.....	1	1	1	1	18
11814-35	Wrench, 1-3/4" and 3/4".....	1	1	1	0	4
11815-35	Wrench, wheel mounting screw.....	1	1	1	4	50
11819-XA	Tool roll.....	1	1	1	2	10
12039-38	Chain Tool.....	1	1	1	4	50
11817-40	Handle, chain tool and lug wrench.....	1	1	1	2	30
11929-39	Spark plug wrench.....	1	1	1	1	20
11553-41M	Tire pump.....	1	1	1	5	60



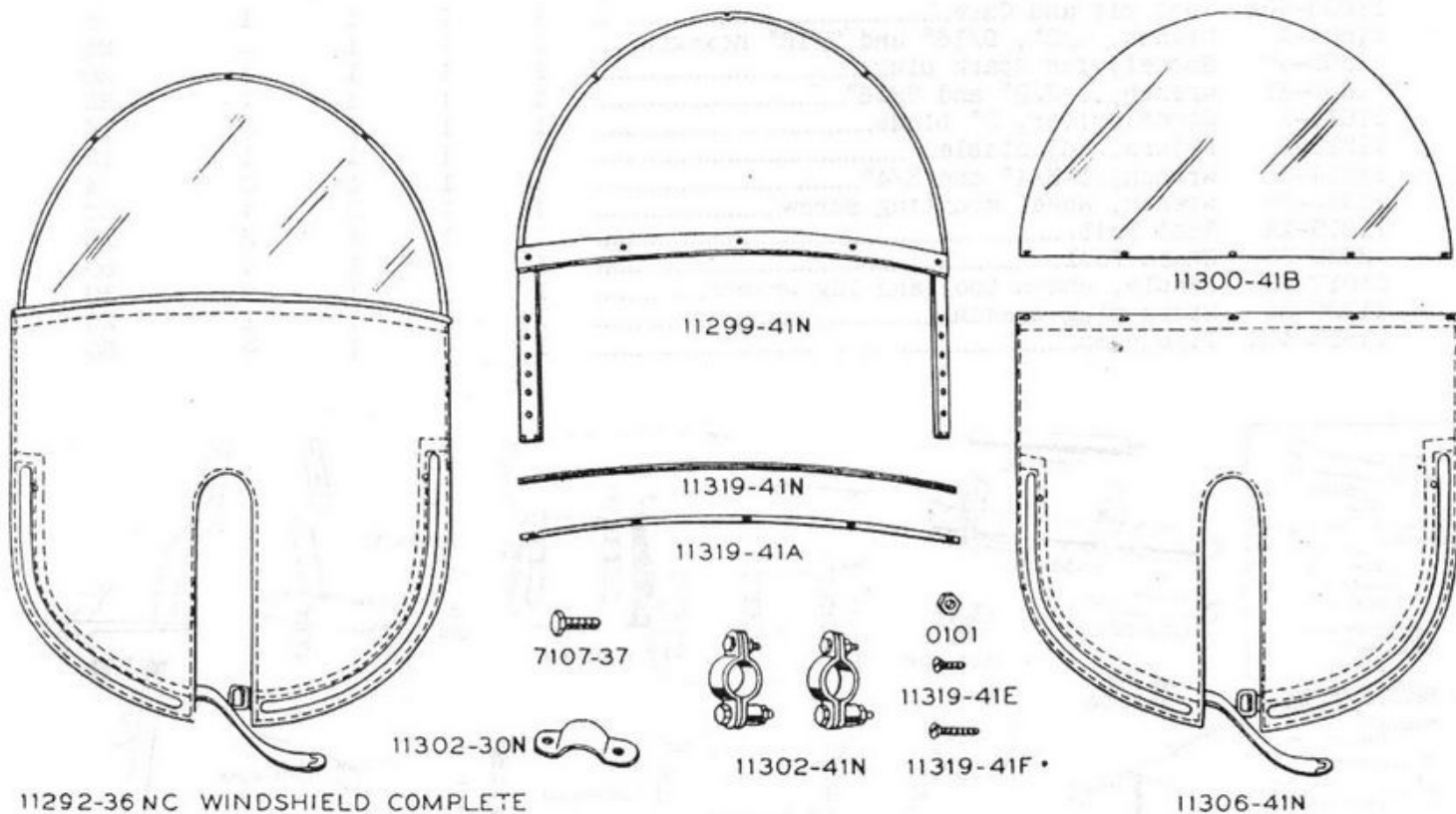
11557-40M	Tire Pump clamp assembly.....	2	2	2	6	80
11661-38A	Grease gun, Kleenseal.....	1	1	1	1	12
11350-41M	Mirror, rear view cpt.....	0	1	1	2	30
11350-41MA	Bracket, rear view mirror extension.....	0	1	1	1	6
11785-XM	Saddle bags, set.....	0	1	1	2	12
11201-42M	Sub Mch. gun ammunition box cpt.....	1	1	1	2	50
11202-42M	Sub Mch. gun scabbard carrier bracket cpt.....	1	1	1	4	100
11203-42M	Cover cpt. with hinges & latch.....	1	1	1	2	50
11204-42M	Pair hinges cpt. with rivets.....	1	1	1	4	100
11205-42M	Latch cpt. with rivets.....	1	1	1	4	100
1039-32	Mounting bracket screw.....	1	1	1	2	50
11206-42	Mounting bracket screw washer.....	1	1	1	2	50
0111	Mounting bracket screw nut.....	1	1	1	2	50
	5/16" - 18 U.S.S. x 1/4" x 1/2" hexagon nut.					

GROUP 2300 SOLO WINDSHIELD AND PARTS

11292-36NC	Windshield complete.....	1	1	1	2	24
11299-41N	Frame only.....	0	0	1	0	2
11300-41B	Window, for shield.....	0	0	1	5	100
11319-41N	Molding lower windshield.....	0	0	1	2	50
11319-41A	Retainer, for molding.....	0	0	1	0	6
11319-41E	Screw, short for molding.....	0	0	3	3	48
0101	Nuts, molding screws.....	0	0	5	See "0"	11st
	6-32 U.S.F. x 7/64" x 5/16" hexagon nut.					
11319-41F	Screw, long for molding.....	0	0	2	2	24
11302-41N	Set of handlebar clamps and fittings.....	0	0	1	2	24

Photo No.	Part Number	Name of Part	Number Used On			Used For	
			40WLA	41WLA	42WLA	100 Units	1000 Units

GROUP 2300 SOLO WINDSHIELD AND PARTS - (Continued)




11302-30N	Clamp, only for handlebars.....	0	0	4	2	26
7107-37	Bolt, eye for clamps.....	0	0	2	4	38
0117	Nut, for eye bolt.....	0	0	2	See "0" list	
	5/16"-24 U.S.F. x 17/64" x 1/2" hexagon nut.					
066	Bolt, small for clamps.....	0	0	2	See "0" list	
	5/16"-24 U.S.F. x 1" x 1/2" hexagon head bolt.					
11306-41N	Apron complete.....	0	0	1	2	12
11307-41N	Clip, for apron.....	0	0	2	2	10

GROUP 2300 HANDLEBAR WINDSHIELD AND LEGSHIELDS

11296-38N	Legshields complete.....	1	1	1	1	0
11298-30N	Frame, for apron.....	1	0	0	0	2
11299-41AN	Frame, for apron.....	0	1	0	0	2
6658-25	Fasteners, lift-the-dot.....	7	0	0	0	20
11299-30	Window and frame.....	1	0	0	0	2
11300-30	Window only.....	1	0	0	5	100
11300-41A	Window only.....	0	1	0	5	100
11319-41B	Retainer for molding.....	0	1	0	0	6
035	Screw, for retainer.....	0	6	0	See "0" list	
	#10-32 x 3/8" fillister head screw.					
11319-41D	Nut, tee, for screw.....	0	6	0	0	20
11319-41E	Screw, short, for molding.....	0	3	0	0	48
	#6-32 x 1/2" flat head screw.					
0101	Nut, for molding screw.....	0	5	0	See "0" list	
	#6-32 x 7/64 x 5/16" hexagon nut.					
11301-31	Screw, thumb, for adjusting.....	2	0	0	2	40
11301-31A	Clamp, for thumb screw.....	2	0	0	0	4
11302-30A	Clamp set, complete, for handlebars.....	2	0	0	1	24
11302-30	Clamp only for handlebars.....	4	4	0	4	26

Photo No.	Part Number	Name of Part	Number Used On			Used For	
			40WLA	41WLA	42WLA	100 Units	1000 Units

GROUP 2300 HANDLEBAR WINDSHIELD AND LEGSHIELDS - (Continued)




11303-30	Bolt, eye, for clamps.....	2	2	0	2	38
0133	Nut, for eye bolt..... 7/16"-20 x 3/8" x 5/8" hexagon nut.	2	2	0	See "0"	11st
066	Bolt, small, for clamps..... 5/16"-24 x 1" x 1/2" hexagon head bolt.	2	2	0	See "0"	11st
0117	Nut, clamp bolt..... 5/16"-24 U.S.F. x 17/64" x 1/2" hexagon nut.	2	2	0	See "0"	11st
11305-30	Spacer, for eye bolt.....	2	2	0	2	30
11305-36N	Guard, fork spring.....	1	0	0	0	4
11305-41N	Guard, fork spring.....	0	1	0	0	4
11306-30	Apron complete.....	1	0	0	2	12
11306-41N	Apron complete.....	0	1	0	2	12
11318-36	Clip, for apron.....	3	0	0	0	10
11307-31	Spring, for apron.....	2	2	0	2	40
11307-39N	Legshield, left.....	1	1	1	0	6
11308-30N	Legshield, right.....	1	1	1	0	2
061	Bolt, legshield to bracket..... 5/16"-24 x 1/2" x 1/2" hexagon head bolt.	4	4	4	See "0"	11st
11311-32A	Bracket for legshield.....	1	1	1	2	32
11312-30	Clamp, for bracket.....	1	1	1	0	9
069	Bolt, bracket clamp..... 5/16"-24 x 1-3/8" x 9/16" hexagon head bolt.	2	2	2	See "0"	11st
0117	Nut, bracket clamp bolt..... 5/16"-24 x 17/64" x 1/2" hexagon nut.	2	2	2	See "0"	11st
11314-30	Strip, legshield flap, right.....	1	1	1	0	1
11314-38	Strip, legshield flap, left.....	1	1	1	0	1
11315-30	Flap, rubber, right.....	1	1	1	0	5
11315-38	Flap, rubber, left.....	1	1	1	0	10
032	Screw, for flap..... #10-24 x 5/8" fillister head screw.	5	5	5	See "0"	11st
0104	Nut, flap screw..... #10-24 x 1/8" x 3/8" hexagon nut.	5	5	5	See "0"	11st
11317-30	Bracket, lower.....	2	2	2	0	4
052	Bolt, lower bracket..... 1/4"-24 x 5/8" round head screw.	3	3	3	See "0"	11st
0109	Nut, bracket bolt..... 1/4"-24 x 7/32" x 7/16" hexagon nut.	3	3	3	See "0"	11st

www.fwolt.com

Photo No.	Part Number	Name of Part	Number Used On			Used For	
			40WLA	41WLA	42WLA	100 Units	1000 Units

GROUP 6203

SPEEDOMETER PARTS



11126-41	Head, for speedometer.....	1	1	1	0	10
11132-37	Cable complete with core.....	1	1	1	0	10
11134-37	Cable only (core).....	1	1	0	0	13
11134-41	Cable only (core).....	0	0	1	0	13
11136-37	Clip for cable.....	1	1	1	0	1
11136-41	Bracket for cable.....	0	1	1	0	1
11138-37	Drive unit complete.....	1	1	1	2	40
11139-37	Retainer, drive unit.....	1	1	1	1	14
030	Screw, retainer.....	1	1	1	See "0"	list
	#10-24 x 3/8" fillister head screw.					
11144-37	Gear and shaft, drive.....	1	1	1	6	270
11145-37A	Gear, drive, on brake shell.....	1	1	1	1	12
11150-37	Collar, housing.....	1	1	1	0	7

GROUP 6100

SAFETY GUARDS AND FITTINGS

13020-35N	Guard, front safety.....	1	1	1	2	20
13030-29N	Guard, rear safety.....	0	1	1	2	20
13051-X	U bolt, front guard.....	2	2	2	8	34
13051-38	U bolt, rear guard.....	0	2	2	2	20
0127	Nut, for U bolt.....	4	4	4	See "0"	list
	3/8"-24 x 21/64" x 9/16" hexagon nut.					
6114-36	Bolt, rear safety guard.....	0	2	2	4	40
13052-38	Spacer, rear safety guard.....	0	2	2	2	10

GROUP 5705 JIFFY STANDS AND PARTS - WLA MODELS

11331-40M	Stand, jiffy, complete.....	1	1	0	2	20
11331-32A	Stand, jiffy, complete.....	0	0	1	2	20
13200-32	Bracket, for leg.....	1	1	1	0	3

www.epw.it

Photo No.	Part Number	Name of Part	Number Used On			Used For	
			40WLA	41WLA	42WLA	100 Units	1000 Units

GROUP 5705 JIFFY STANDS AND PARTS - WLA MODELS - (Continued)

13201-40M	Leg.....	1	1	0	2	16
13201-30A	Leg.....	0	0	1	2	16
13202-30	Spring for leg.....	1	1	1	10	260
13203-30A	Plate, for spring.....	1	1	1	3	36
13205-30	Bushing, for leg.....	1	1	1	0	10
0133	Nut, for leg..... 7/16"-20 x 3/8" x 5/8" hexagon nut.	1	1	1	See "0"	11st
0229	Washer, for leg..... 7/16" x 800" x 1/16" plain steel washer.	1	1	1	See "0"	11st
1723-30	U bolt.....	1	1		2	20
0109	Nut for "U" bolt..... 1/4"-24 x 7/32" x 7/16" hexagon nut.	2	2	2	See "0"	11st

GROUP 5804 BUDDY SEAT PARTS

11240-29N	Buddy seat complete.....	1	1	0	0	1
13300-33	Top only, for buddy seat.....	1	1	0	0	2
13304-33	Clamp, seat bar.....	2	2	0	0	4
0129	Nut, front bracket and handles..... 3/8"-24 x 1/4" x 9/16" hexagon nut.	6	6	0	See "0"	11st
13306-33N	Handle.....	2	2	0	2	14
13310-33	Clip, heavy, auxiliary spring.....	2	2	0	4	32
13312-33	Clip, light, auxiliary spring.....	2	2	0	4	50
13313-38	Spacer, for clip bolt.....	2	2	0	2	9
13314-33	Bolt, for clips (1-3/8").....	2	2	0	4	50
13316-33	Bolt, for clips (7/8").....	2	2	0	4	35
0117	Nut, for clip bolts..... 5/16"-24 x 17/64" x 1/2" hexagon nut.	4	4	0	See "0"	11st
4409-26	Nut, wing, for clip bolts.....	2	2	0	10	200
13322-33N	Spring.....	2	2	0	15	330
13327-33N	Yoke, for springs.....	1	0	0	0	7
13327-41N	Yoke, for springs.....	0	1	0	0	8
2641-30	Nut, for springs.....	4	4	0	16	200
13328-35	Bolt, for springs.....	2	0	0	2	18
13328-41	Bolt, for springs.....	0	2	0	2	18
0116	Nut, for springs bolt..... 5/16"-24V x 17/64" x 5/8" hexagon nut.	2	2	0	See "0"	11st
13330-36	Stud, for springs.....	2	2	0	2	12
13331-33N	Bracket, auxiliary spring.....	1	0	0	2	12
13331-41N	Clamp, auxiliary spring.....	0	4	0	0	8
066	Bolt, clamp plate..... 5/16"-24 x 1" x 1/2" hexagon head bolt.	0	4	0	See "0"	11st
069	Bolt, auxiliary spring bracket..... 5/16"-24 x 1-3/8" x 9/16" hexagon head bolt.	2	2	0	See "0"	11st
0117	Nut, bracket bolt..... 5/16"-24 x 17/64" x 1/2" hexagon nut.	2	2	0	See "0"	11st
13337-41	Spacer, spring yoke.....	0	2	0	0	8
13340-33	Hook, spring yoke.....	1	0	0	1	18
13340-41N	Hook, spring yoke.....	0	1	0	1	18
13342-38	Plate, spring hook.....	0	1	0	1	10
11241-29	Footrest complete.....	2	2	0	2	24
13349-33	Bumper, rubber, for fender.....	1	1	0	1	16

Photo No.	Part Number	Name of Part	List Price Ea.	Number Used On			Used For	
				40WLA	41WLA	42WLA	100 Units	1000 Units

GROUP 2304

NUMERICAL LIST OF SCREWS, BOLTS, NUTS, WASHERS, COTTER PINS, BALLS, RIVETS AND GREASE NIPPLES

These "0" numbers cover items that may be used in many places on the motorcycle. Except when marked "Special," these items can be classed as PARTS COMMON if you have identical sizes in your PARTS COMMON stock. The sizes must check exactly, however.

Where parts are marked "Special" in this "0" list, they are heat treated, ground, or otherwise finished so that ordinary parts should not be used to replace them.



GROUP 2304

SCREWS AND BOLTS

05	4-36 U.S.F. x 1/4" round head screw (brass).....	\$0.01	1	1	1	25	200
010	6-32 U.S.F. x 1/4" fillister head screw.....	.01	14	14	14	50	350
011	6-32 U.S.F. x 3/8" fillister head screw.....	.01	1	1	1	5	50
013	6-32 U.S.F. x 7/8" round head screw.....	.01	1	1	1	0	8
016	6-32 U.S.F. x 3/8" round head screw.....	.01	2	2	2	4	36
018	8-32 U.S.F. x 1/4" round head screw.....	.02	4	4	4	5	170
020	8-32 U.S.F. x 1/4" fillister head screw.....	.02	13	13	13	90	400
021	8-32 U.S.F. x 3/8" fillister head screw.....	.02	4	4	4	50	640
024	8-32 U.S.F. x 3/4" fillister head screw.....	.02	1	1	1	2	70
030	10-24 U.S.F. x 3/8" fillister head screw.....	.02	7	7	7	25	300
032	10-24 U.S.F. x 5/8" fillister head screw.....	.02	24	24	24	50	800
033	10-24 U.S.F. x 3/4" fillister head screw.....	.02	0	2	2	50	800
035	10-32 U.S.F. x 3/8" fillister head screw.....	.02	17	17	17	25	430
036	10-32 U.S.F. x 1/2" fillister head screw.....	.02	6	6	6	20	320
037	10-32 U.S.F. x 5/8" fillister head screw.....	.02	5	5	5	75	1000
038	10-32 U.S.F. x 3/4" fillister head screw.....	.03	1	1	1	2	12
044	12-24 U.S.F. x 7/8" fillister head screw.....	.03	2	2	2	30	90
047	12-24 U.S.F. x 13/16" oval counter-sunk head screw. Special.....	.05	5	5	5	25	240
048	12-24 U.S.F. x 3/8" oval counter-sunk head screw.....	.02	4	4	4	50	300
050	1/4"-24 U.S.F. x 7/16" round head screw.....	.02	8	8	8	50	300
051	1/4"-24 U.S.F. x 1/2" round head screw.....	.02	7	7	7	50	600
052	1/4"-24 U.S.F. x 5/8" round head screw.....	.03	3	3	3	15	200
053	1/4"-24 U.S.F. x 3/4" round head screw.....	.03	2	2	2	50	420
056	1/4"-24 U.S.F. x 1-1/8" oval countersunk head screw. Special..	.05	11	11	11	53	380

Photo No.	Part Number	Name of Part	List Price Ea.	Number Used On			Used For	
				40WLA	41WLA	42WLA	100 Units	1000 Units

GROUP 2304 SCREWS AND BOLTS - (Continued)

057		1/4"-24 U.S.F. x 13/16" oval countersunk head screw. Special..	\$0.05	8	8	8	15	100
058		5/16"-18 U.S.S. x 13/16" oval countersunk head screw.....	.08	3	3	3	5	30
060		5/16"-24V x 9/16" x 7/16" hexagon head bolt.....	.05	1	1	1	15	90
061		5/16"-24 U.S.F. x 1/2" x 1/2" hexagon head bolt.....	.05	6	6	6	8	80
064		5/16"-24 U.S.F. x 3/4" x 1/2" hexagon head bolt.....	.05	9	9	9	30	340
066		5/16"-24 U.S.F. x 1" x 1/2" hexagon head bolt.....	.05	10	10	10	25	220
068		5/16"-24 U.S.F. x 1-13/16" x 1/2" hexagon head bolt. Special.....	.10	1	1	1	10	90
069		5/16"-24 U.S.F. x 1-3/8" x 9/16" hexagon head bolt. Special.....	.10	2	2	2	20	130
074		3/8"-24 U.S.F. x 3/4" x 9/16" hexagon head bolt.....	.10	1	1	1	0	20

GROUP 2304 NUTS

0101		6-32 U.S.F. x 7/64" x 5/16" hexagon nut.....	.01	9	9	9	25	220
0103		8-32 U.S.F. x 1/8" x 5/16" hexagon nut.....	.01	6	6	6	15	150
0104		10-24 U.S.F. x 1/8" x 3/8" hexagon nut.....	.01	20	20	20	100	1500
0105		10-32 U.S.F. x 1/8" x 5/16" hexagon nut (brass).....	.02	17	17	17	50	800
0105A		10-32 U.S.F. x 1/8" x 3/8" hexagon nut.....	.01	2	2	2	10	70
0107		1/4"-20 U.S.S. x 1/4" x 1/2" hexagon nut.....	.05	8	8	8	15	100
0108		1/4"-24 U.S.F. x 5/32" x 7/16" hexagon nut.....	.02	34	34	34	100	1500
0109		1/4"-24 U.S.F. x 7/32" x 7/16" hexagon nut. Special.....	.05	6	6	6	50	350
0111		5/16"-18 U.S.S. x 1/4" x 1/2" hexagon nut.....	.03	5	5	5	5	35
0116		5/16"-24V x 17/64" x 5/8" hexagon nut.....	.05	2	2	0	5	35
0117		5/16"-24 U.S.F. x 17/64" x 1/2" hexagon nut.....	.05	62	62	62	150	1800
0123		3/8"-24 U.S.F. x 1/2" x 9/16" hexagon nut.....	.05	8	8	8	10	125
0127		3/8"-24 U.S.F. x 21/64" x 9/16" hexagon nut.....	.05	11	11	11	50	400
0128		3/8"-24 U.S.F. x 15/32" x 9/16" hexagon nut. Special.....	.08	5	5	5	40	300
0129		3/8"-24 U.S.F. x 1/4" x 9/16" hexagon nut.....	.05	28	28	28	100	1000
0131		7/16"-24V-1/4" x 3/4" hexagon nut..	.05	0	2	2	5	35
0133		7/16"-20 U.S.F. x 3/8" x 5/8" hexagon nut.....	.08	6	6	6	25	160
0134		7/16"-20 U.S.F. x 1/2" x 5/8" hexagon nut. Special.....	.10	1	1	1	15	200
0140		15/32"-24 special hexagon nut (oil pipe nipple). Special.....	.10	1	1	1	2	20
0142		5/8"-24 U.S.F. x 7/32" x 7/8" hexagon nut.....	.10	1	1	1	10	70

Photo No.	Part Number	Name of Part	List Price Ea.	Number Used On			Used For	
				40WLA	41WLA	42WLA	100 Units	1000 Units

GROUP 2304 PLAIN WASHERS

0201	3/16" x 7/16" x 1/32" plain steel washer.....	\$0.01	11	11	11	50	220
0205	7/32" x 1/2" x 1/16" plain steel washer.....	.01	3	3	3	50	220
0207	1/4" x 7/16" x .035" plain steel washer.....	.01	1	1	1	15	200
0212	5/16" x 9/16" x 1/32" plain steel washer.....	.01	1	1	1	15	120
0214	5/16" x 5/8" x 1/16" plain steel washer.....	.02	4	4	4	40	300
0215	5/16" x 15/16" x .0625" plain steel washer.....	.05	2	2	2	25	150
0224	3/8" x 13/16" x 1/16" plain steel washer.....	.02	6	6	6	40	400
0225	3/8" x 13/16" x 7/64" plain steel washer. Special.....	.05	5	5	5	15	130
0229	7/16" x .800" x 1/16" plain steel washer.....	.02	1	1	1	15	130
0230	7/16" x 15/16" x .134" plain steel washer. Special.....	.05	3	3	3	10	100
0231	7/16" x 1-1/8" x 3/32" plain steel washer. Special.....	.05	5	5	5	15	200
0232	7/16" x 13/16" x .095" plain steel washer. Special.....	.05	1	1	1	50	330

GROUP 2304 LOCK WASHERS

0251	No. 6 x 3/64" x 1/32" lock washer..	.01	1	1	1	20	150
0253	3/16" x 3/8" x 3/64" lock washer....	.01	22	30	30	30	300
0254	No. 10 x 21/64" x 3/64" lock washer	.01	23	17	17	30	300
0255	No. 12 x 23/64" x 3/64" lock washer	.01	9	9	9	30	300
0256	1/4" x 1/2" x 1/16" lock washer.....	.01	54	54	54	100	700
0259	5/16" x 9/16" x 1/16" lock washer..	.01	61	61	61	150	1700
0261	3/8" x 5/8" x 1/16" lock washer.....	.01	43	43	43	100	1000
0262	3/8" x 13/16" x 1/16" lock washer..	.01	1	1	1	50	400
0265	7/16" x 11/16" x 1/16" lock washer	.01	10	10	10	75	900
0266	7/16" x 13/16" x 3/32" heavy lock washer.....	.02	4	6	6	30	250
0268	1/2" x 7/8" x 3/32" lock washer.....	.02	2	2	2	10	100
0269	9/16" x 15/16" x 3/32" lock washer	.02	2	2	2	6	90

GROUP 2304 STEEL BALLS

0279	3/16" steel ball.....	.01	0	4	4	100	400
0280	1/4" steel ball.....	.01	8	14	14	100	300
0282	5/16" steel ball.....	.02	56	56	56	100	1250

GROUP 2304 COTTER PINS

0290	1/16" x 1/2" cotter pin.....per doz.	.05	9	6	6	100	2000
0291	3/32" x 5/8" cotter pin.....per doz.	.05	18	11	11	75	900
0292	3/32" x 1" cotter pin.....per doz.	.05	2	2	2	75	1000

GROUP 2304 RIVETS

0304	1/8" x 5/32" tubular rivets(brass)	.01	6	6	6	5	30
0306	3/16" x 1/4" round head rivet.....per doz.	.05	4	4	4	15	200
0308	3/16" x 9/16" round head rivet.....per doz.	.05	18	18	18	50	500
0310	3/16" x 1" round head rivet.....	.01	4	4	4	6	40
0311	3/16" x 7/16" countersunk head rivet.....	.02	4	4	4	10	120

www.pow.it

Photo No.	Part Number	Name of Part	List Price Ea.	Number Used On			Used For	
				40WLA	41WLA	42WLA	100 Units	1000 Units

GROUP 2304 RIVETS - Continued

0314	3/16" x 3/8" truss head rivet.....	\$0.01	36	36	36	50	800
0318	1/4" x 9/16" round head rivet.....	.01	3	3	3	30	300
0319	1/4" x 3/4" round head rivet.....	.02	3	3	3	10	120

GROUP 2304 GREASE FITTINGS

0344	Zerk grease fittings--straight. Special.....	.10	9	9	9	40	400
0345	Zerk grease fittings--angle. Special.....	.12	1	1	1	10	180

GROUP 2304 SHAKEPROOF LOCK WASHERS

0352	No. 8 x 15/32" internal tooth shakeproof lock washer.....	.01	1	1	1	1	15
0354	No. 10 x 3/16" external tooth shakeproof lock washer.....	.01	7	7	7	25	300
0356	No. 10 x 3/16" internal tooth shakeproof lock washer.....	.01	9	9	9	25	250
0363	No. 14 x 1/4" external tooth shakeproof lock washer.....	.02	5	5	5	10	100
0365	No. 14 x 1/4" countersunk shake- proof lock washer.....	.02	8	8	8	10	150
0370	No. 18 x 5/16" countersunk shake- proof lock washer.....	.02	1	3	3	6	80

NUMERICAL LIST

Part No.	Page	Price Ea.	Part No.	Page	Price Ea.	Part No.	Page	Price Ea.
1-40M.....	3	\$ 155.50	283-32.....	5	\$ 5.50	437-26.....	7	\$.10
2-40M.....	3	16.00	284-32.....	5	4.50	442-10.....	7	.05
3-40M.....	3	16.00	289-32.....	5	14.50	442-37.....	7	.10
9-40M.....	3	8.00	293-36.....	5	.35	443-37.....	7	.10
10-40M.....	3	8.00	301-29.....	5	.30	444-37.....	7	.10
11-39.....	3	.20	304-15.....	6	.05	451-37.....	7	.05
14-30.....	14	.10	304-15S.0002"	6	.05	453-11.....	7	.10
14-40M.....	3	.10	304-15S.0004"	6	.05	480-38.....	7	1.25
14-40MA.....	3	.15	304-15S.0006"	6	.05	480-42M.....	7	1.25
15-39.....	3	.05	304-15S.0008"	6	.05	482-38.....	7	.25
29-29.....	3	.10	304-15S.001"	7	.05	484-38.....	7	.05
37-09C.....	3	.85	305-15.....	29	.06	503-37.....	7	2.00
39-26.....	3	.05	305-29.....	5-6	.06	504-37.....	7	.60
40-08.....	3	.05	305-29S.0002"	5-6	.06	504-39.....	7	.10
46-29.....	3	.025	305-29S.0004"	5-6	.06	524-25.....	34	.05
53-40.....	3	1.25	305-29S.0006"	5-6	.06	543-37.....	7	.50
163-32.....	3	1.50	305-29S.0008"	5-6	.06	543-37A.....	7	.40
165-32.....	3	1.50	305-29S.001"	5	2.80	544-37.....	7	.05
166-32.....	3	.60	309-29S.....	5	2.80	584-37A.....	7	12.50
166-41.....	3	.60	309-29S.0002"	5	2.80	585-37.....	7	.15
167-38.....	3	.05	309-29S.0004"	5	2.80	585-37A.....	7	.10
168-32.....	3	.25	309-29S.0006"	5	2.80	585-37B.....	7	.05
168-41.....	3	.30	309-29S.0008"	5	2.80	587-37.....	7	6.50
170-30.....	3	.10	309-29S.001"	5	2.80	588-37.....	7	9.00
172-30.....	3	.20	331-37.....	5	14.00	588-38.....	7	9.00
173-31.....	3	.25	338-32.....	5	4.50	589-37.....	7	.05
173-41.....	3	.25	339-37.....	5	4.50	590-37.....	7	.05
174-31.....	3	.50	348-29.....	5	1.70	591-36.....	7	.05
175-29.....	3	.05	352-29.....	5	1.40	591-37.....	7	.05
176-26.....	3	.02	355-37.....	5	2.25	598-37A.....	7	.10
185-41M.....	4	.15	355-37B.....	5	.10	604-37A.....	8	1.50
186-10.....	28	.20	355-39.....	5	.25	610-37.....	8	4.50
200-40.....	4	2.00	357-26A.....	5	2.00	611-37.....	8	4.50
208-29.....	4	.25	361-12.....	5-16	.05	612-37.....	8	4.50
212-29.....	4	.15	364-12.....	19	.10	613-37.....	8	4.50
214-29.....	4	.10	364-29.....	6	.10	619-37.....	8	1.70
221-40.....	4	.15	364-37.....	19-6	.15	620-30.....	8	.25
223-38.....	4	.10	368-12.....	6	.05	621-37.....	8	1.50
234-30.....	4	1.70	368-29.....	6	.05	632-37.....	8	1.50
235-30.....	4	1.70	372-21.....	6	.20	634-32.....	8	.02
237-30.....	4	.02	403-37.....	6	34.00	636-30.....	8	.30
253-29A.....	4	6.00	406-37A.....	6	14.50	658-15.....	8	.02
253-29AS.005"	4	6.00	410-37A.....	6	21.50	660-37.....	8	.40
253-29AS.010"	4	6.00	411-37.....	6	.50	660-37A.....	8	.40
253-20AS.020"	4	6.00	411-37A.....	6	.05	660-37B.....	8	.40
253-29AS.030"	4	6.00	413-39A.....	6	1.00	660-37C.....	8	.40
253-29AS.040"	5	6.40	414-37.....	6	1.30	660-37E.....	8	.40
260-34.....	5	.25	414-37S.0002"	6	1.30	661-31.....	8	.02
260-34S.005"	5	.25	414-37S.0004"	6	1.30	661-37A.....	8	.40
260-34S.010"	5	.25	414-37S.0006"	6	1.30	664-37.....	8	.10
260-34S.020"	5	.25	414-37S.0008"	6	1.30	672-32.....	9	.05
260-34S.030"	5	.25	414-37S.001"	6	1.30	674-32.....	9	.01
260-34S.040"	5	.25	414-39A.....	6	.30	678-32.....	8	3.40
263-38.....	5	.25	415-37.....	6	.30	678-41.....	8	5.00
263-38S.005"	5	.25	416-39.....	6	1.20	679-37.....	8	3.40
263-38S.010"	5	.25	417-29.....	6	.30	682-37.....	8	1.70
263-38S.020"	5	.25	417-30.....	6	.35	682-38.....	8	2.00
263-38S.030"	5	.25	419-29.....	35	1.20	687-37.....	9	1.25
263-38S.040"	5	.25	419-29S.0002"	7	1.20	687-41.....	9	1.25
275-32.....	5	.50	419-29S.0004"	7	1.20	687-41A.....	9	.05
275-32S.002"	5	.50	419-29S.0006"	7	1.20	687-41B.....	9	.05
275-32S.004"	5	.50	419-29S.0008"	7	1.20	688-37.....	9	.50
275-32S.006"	5	.50	419-29S.001"	7	1.20	689-37.....	9	.05
275-32S.008"	5	.50	421-39.....	7	.25	689-37B.....	9	1.00
275-32S.010....	5	.50	422-39.....	7	.10	690-37.....	9	.90
280-32.....	5	.15	423-39.....	7	.05	690-38.....	9	.90

NUMERICAL LIST--CONTINUED

Part No.	Page	Price Ea.	Part No.	Page	Price Ea.	Part No.	Page	Price Ea.
691-37.....	9	\$.90	1265-30A.....	11	\$ 1.25	1602-37.....	14	\$.20
693-36.....	9	.05	1265-41M.....	11	1.25	1613-30.....	14-41	.50
694-37.....	9	.05	1267-24.....	11	6.00	1614-18.....	14-41	.02
697-37.....	9	.30	1267-33.....	11	3.50	1615-36A.....	14	.10
701-36.....	9	.20	1268-29.....	11	.35	1617-29.....	42	.05
703-36.....	9	.10	1269-28.....	11	.05	1618-30.....	14	.05
704-36.....	9	.10	1269-39.....	11	.15	1619-30.....	14	.05
707-36.....	9	.15	1271-33.....	11	.75	1627-36.....	14	1.20
711-36.....	9	.35	1272-33.....	11	.40	1627-37A.....	14-30	.20
711-41.....	9	.15	1273-33A.....	11	1.25	1629-30.....	14	.60
713-37.....	9	.10	1275-33.....	11	.30	1630-36.....	14	.20
713-41.....	9	.10	1285-33.....	11-32	.05	1631-36.....	14	.20
715-37.....	9	.10	1292-27.....	11	1.00	1632-36.....	14	.05
1002-40M.....	9	10.00	1293-27.....	11	.20	1633-36.....	14	.02
1006-35.....	9	2.50	1296-26.....	11	.05	1634-36.....	14-30	.20
1006-41.....	9	3.00	1297-26.....	11	.02	1636-32.....	14	10.00
1007-35.....	9	.70	1401-42M.....	11	9.50	1639-18.....	14	.05
1007-41.....	9	.90	1406-41M.....	11	1.50	1641-30A.....	14	.10
1035-40M.....	10	6.00	1409-41M.....	11	.05	1641-33.....	14	.20
1038-36.....	10	.25	1411-41M.....	12	.50	1642-30.....	14	.05
1039-32.....	10-47	.05	1413-41M.....	12	.10	1643-29.....	15	.05
1044-40M.....	10	2.00	1415-41M.....	12	.35	1643-30.....	15	.05
1061-32A.....	10	.25	1417-41M.....	12	.05	1644-18.....	15	1.10
1102-36A.....	10	3.60	1421-41M.....	12	.35	1644-30.....	15	1.10
1107-36A.....	10	2.25	1423-41M.....	12	.15	1646-31.....	15	.20
1109-41.....	10	.75	1425-41M.....	12	.60	1647-29A.....	15	.05
1111-36.....	10	.15	1425-42M.....	12	.80	1647-31A.....	15-40-	
1112-32.....	10	.35	1427-41M.....	12	.60		41	.02
1115-32.....	10	.25	1429-41M.....	12	.05	1647-31B.....	15	.05
1118-30A.....	10	.15	1430-41M.....	12	1.00	1647-31C.....	15	.05
1121-21.....	10	.05	1432-41.....	12	.20	1647-31D.....	15	.05
1121-39.....	10	.05	1432-41M.....	12	.25	1647-31E.....	15	.05
1123-29.....	20	.05	1435-41M.....	12	.10	1647-32.....	15	1.00
1123-30.....	10	.05	1501-30.....	12	35.00	1650-18.....	6	.05
1123-41.....	10	.05	1504-32.....	12	7.00	1654-29.....	8	.05
1133-40M.....	10	13.50	1505-32.....	13	2.50	1661-32.....	15	.50
1133-41M.....	10	13.50	1506-32.....	13	.10	1662-32.....	15	1.00
1152-11.....	11	.25	1507-32.....	13	2.00	1663-32.....	15	.10
1153-11.....	11	.10	1508-32.....	13	2.00	1663-32A.....	13-15	.10
1154-11.....	11	.05	1511-30.....	13	1.20	1664-32.....	15	.10
1196-11.....	11	.05	1512-18.....	13	.05	1665-32.....	15-42	.05
1197-16.....	11	.10	1520-24.....	13-41	.02	1666-32.....	15-42	.05
1226-40M.....	11	7.50	1520-39.....	41	.02	1667-32.....	15	.05
1226-41M.....	11	7.50	1523-26.....	42	.02	1669-32A.....	15	.75
1231-33.....	11	.60	1523-32.....	13	.05	1671-26.....	15	.25
1232-24.....	11	.15	1527-30.....	14	.05	1674-26.....	15	.05
1233-33A.....	11	1.00	1528-30.....	14	.75	1674-32.....	15	.05
1233-41M.....	11	.80	1529-30.....	14	.05	1693-30.....	41	.20
1234-24.....	11	.10	1540-37.....	14	4.00	1693-32.....	41	.20
1238-37.....	11	.80	1540-37A.....	14	2.50	1696-32.....	15	.50
1243-24.....	11	.50	1541-37.....	14	.05	1697-30.....	15	.05
1244-24.....	11	.15	1542-36.....	14	.25	1722-30N.....	15	8.75
1247-32.....	11	.10	1546-37.....	14	2.40	1723-29.....	15	.20
1248-40M.....	11	.30	1547-36.....	14	1.00	1723-30.....	51	.20
1249-38D.....	11	.20	1548-36.....	14	.05	1724-29.....	15	.10
1249-41.....	11	.20	1566-37.....	14	2.00	1725-30.....	15	.05
1251-33.....	11	.20	1567-36N.....	14	.40	1728-30.....	15	.35
1252-41.....	11	.25	1568-36.....	14	.30	1741-36.....	41	.15
1252-41A.....	11	.05	1568-36A.....	14	.50	1741-41M.....	41	1.00
1254-40M.....	11	.60	1569-30A.....	14	1.00	1741-41MA.....	41	1.00
1257-33.....	11	.10	1570-30.....	14	.05	2001-29.....	15	4.00
1258-33.....	11	1.00	1574-30.....	14	.05	2002-15.....	15	5.90
1261-27.....	11	.50	1596-30.....	14-41	.40	2007-15.....	15	.15
1262-27.....	11	.15	1597-30.....	14-41	.25	2007-29.....	15	.15
1263-24.....	11	.10	1598-27.....	14	.02	2008-12.....	15	.05
1264-27.....	11	.10	1599-27.....	14	.05	2008-29.....	16	.05

NUMERICAL LIST--CONTINUED

Part No.	Page	Price Ea.	Part No.	Page	Price Ea.	Part No.	Page	Price
2011-15.....	16	\$ 0.15	2248-39.....	19	\$.05	2298-36.....	20	\$ 3.00
2011-29.....	16	.14	2249-36.....	19	.50	2298-39A.....	20	3.00
2013-15.....	16	.30	2249-41.....	19	.50	2298-41.....	20	3.00
2015-15.....	16	.40	2250-33.....	19	.08	2298-41B.....	20	3.00
2015-29.....	16	.40	2251-33.....	19	.05	2299-33A.....	20	.15
2031-29A.....	16	1.50	2251-36.....	19	.05	2299-39.....	20	.60
2031-29B.....	16	1.50	2251-36A.....	19	.10	2299-41.....	20	.60
2035-33.....	16	1.50	2251-36B.....	19	.20	2300-33.....	20	2.50
2035-41.....	16	2.00	2253-33.....	19	.10	2300-41.....	20	2.50
2039-40M.....	16	7.00	2253-33A.....	19	.10	2303-33.....	20	8.00
2039-41A.....	16-24	8.00	2253-33B.....	19	.10	2303-41.....	20	8.00
2043-35.....	16	3.00	2258-40.....	19	20.00	2305-33.....	20	.20
2050-12.....	16	.10	2258-41.....	19	20.00	2305-39.....	20	.10
2076-26A.....	16	3.00	2260-39.....	19	8.00	2306-32.....	20-23	.05
2076-29.....	16	2.00	2260-41.....	19	8.00	2306-32S.0002" "	20	.05
2076-41.....	16	2.00	2262-33.....	19	.10	2306-32S.0004" "	20	.05
2076-41A.....	16	3.00	2262-39.....	19	.10	2306-32S.0006" "	20	.05
2078-26.....	16	.10	2262-41.....	19	.10	2306-32S.0008" "	20	.05
2084-28.....	16	.35	2270-38.....	19	.40	2306-32S.001" "	20	.05
2084-41.....	16	.35	2270-41.....	19	.40	2308-33.....	21	.25
2086-33.....	16	.20	2271-38.....	19	.05	2312-26.....	21	.40
2086-41.....	16	.20	2271-41.....	19	.05	2314-39.....	21	.60
2091-16.....	16	1.75	2272-33.....	19	4.50	2314-41.....	21	.60
2092-17.....	16	.15	2272-41.....	19	4.50	2318-26.....	21	.10
2093-17.....	16	.15	2278-26.....	19	.05	2326-26.....	31	.15
2095-16.....	16	.75	2279-26.....	16-19-23	.05	2326-35.....	21	.25
2096-17.....	16	.20	2289-17.....	5	.05	2326-38.....	7-31	.15
2098-17.....	17	.20	2289-17S.0002" "	5	.05	2326-41.....	21	.25
2099-29.....	17	.20	2289-17S.0004" "	5	.05	2328-27.....	21	.20
2100-16.....	17	.10	2289-17S.0006" "	5	.05	2345-32A.....	21	.20
2101-31.....	17	.10	2289-17S.0008" "	5	.05	2345-32B.....	21	.15
2102-30.....	17	.03	2289-17S.001" "	5	.05	2345-33.....	21	3.50
2165-32.....	17	1.50	2289-25.....	35	.06	2345-36.....	21-23	.35
2166-26.....	17	.10	2289-36.....	20-23	.05	2345-41.....	21	4.00
2168-26.....	17	.05	2289-39.....	19-21	.05	2345-41B.....	21	.15
2172-26.....	17	.10	2290-33.....	19	1.50	2346-32.....	21	.05
2173-26.....	17	.05	2291-33.....	20	.20	2346-33.....	21	.15
2173-41.....	17	.05	2292-33.....	20	.20	2346-33A.....	21	.15
2202-40M.....	17	90.00	2293-36.....	20	.30	2346-33B.....	21	.10
2202-41D.....	17	90.00	2293-36A.....	20	.30	2346-41.....	21	.05
2204-37N.....	17	2.00	2293-41.....	20	.30	2467-41.....	20	.50
2205-31.....	17	.25	2294-39.....	20	3.50	2402-41.....	21	22.00
2206-37.....	17	.25	2294-39C.....	20	.75	2409-38B.....	21	2.50
2208-40N.....	17	2.25	2294-39AS.029" "	20	.15	2409-38CN.....	21	.60
2210-36N.....	17	.10	2294-39AS.032" "	20	.15	2410-36A.....	21	.30
2212-38.....	17	.35	2294-39AS.035" "	20	.15	2411-40.....	21	.10
2212-41A.....	17	.70	2294-39AS.038" "	20	.15	2412-36N.....	21	.20
2214-36.....	17	.30	2294-39AS.041" "	20	.15	2413-38.....	21	.15
2215-41.....	17	.10	2294-41.....	20	3.50	2416-36.....	21	.25
2225-36.....	17	.15	2294-41B.....	20	.10	2417-36.....	21	.20
2241-38.....	17	1.25	2294-41C.....	20	.75	2417-36B.....	21	.20
2241-41.....	17	1.25	2294-41AS.040" "	20	.10	2419-36.....	21	.15
2242-38A.....	17	.10	2294-41AS.045" "	20	.10	2419-36A.....	21	.20
2242-40.....	17	1.00	2294-41AS.050" "	20	.10	2419-36B.....	21	.05
2243-40.....	18	5.50	2294-41AS.055" "	20	.10	2422-36.....	21	.25
2243-41.....	18	5.50	2294-41AS.060" "	20	.10	2423-30.....	37	.05
2244-38.....	18	1.00	2294-41AS.065" "	20	.10	2424-38.....	21	.25
2244-38A.....	18	.05	2294-41AS.070" "	20	.10	2424-41.....	21	2.00
2244-41.....	18	1.00	2294-41AS.075" "	20	.10	2425-41.....	21	.05
2245-36A.....	18	.05	2295-39.....	20	3.50	2426-41.....	21	1.75
2245-38.....	18	1.40	2295-41.....	20	3.50	2427-40.....	21	2.30
2245-41.....	19	1.40	2296-33A.....	20	.40	2431-41.....	21	.10
2246-33.....	19	.60	2297-39A.....	20	.50	2432-41.....	21	.05
2247-33.....	19	.60	2297-39B.....	20	.50	2432-41A.....	21	.05
2247-41.....	19	.60	2297-41.....	20	.50	2436-26.....	23	.50
2248-36.....	19	.75	2297-41A.....	20	.50			

NUMERICAL LIST--CONTINUED

Part No.	Page	Price Ea.	Part No.	Page	Price Ea.	Part No.	Page	Price Ea.
2446-33.....	23	\$ 0.30	2520-41.....	20-23	\$ 0.15	2790-30.....	25	\$ 0.15
2446-41.....	23	1.50	2520-41A.....	20-23	.20	2791-30.....	25	.15
2448-36.....	23	1.00	2521-33.....	23	.35	2792-40.....	25	.30
2459-41A.....	23	.10	2521-41.....	20-23	.35	2802-37N.....	26	50.00
2461-36B.....	23	.10	2522-33.....	23	1.00	2802-41N.....	26	50.00
2461-41.....	23	.10	2522-41.....	20-23	1.00	2806-40A.....	26	.15
2461-41A.....	23	.10	2524-36.....	20-23	.60	2806-40M.....	26	.50
2461-41B.....	23	.05	2528-33.....	23	6.00	2807-30.....	12-26	.10
2461-41D.....	23	.75	2530-33.....	23	.10	2810-40M.....	26	6.50
2463-34.....	23	.10	2531-33.....	23	.25	2811-40M.....	26	.20
2463-41A.....	23	.10	2533-26.....	23	.35	2811-40MA.....	26	.20
2464-26.....	23	.05	2534-29.....	23	.35	2811-41M.....	26	.20
2465-26.....	23	.10	2535-31.....	23	.50	2812-40M.....	26	.30
2465-41.....	23	.10	2536-33.....	23	.75	2813-40M.....	26	.10
2472-41A.....	24	6.00	2537-33.....	23	1.25	2818-41M.....	26	6.00
2472-41B.....	24	.01	2538-33.....	23	.25	2820-41M.....	27	.20
2473-41A.....	24	.30	2539-33.....	23	.25	2820-41MA.....	27	.20
2475-41A.....	24	.35	2540-33.....	23	.01	2820-42.....	27	.20
2477-41A.....	24	.20	2543-31.....	23	1.25	2823-26.....	26-33	.10
2478-41A.....	24	.15	2544-34.....	23	5.50	2827-30.....	26	.20
2479-41A.....	24	1.25	2547-34.....	23	.50	2928-38.....	27	1.00
2481-41A.....	24	1.20	2548-40.....	23	.30	2929-32.....	27	1.00
2481-41C.....	24	1.20	2549-34.....	23	.10	2932-14.....	27	.10
2484-29.....	23	1.40	2550-34.....	24	1.00	2932-32.....	27	.25
2484-41A.....	24	2.25	2551-29.....	24	.05	2932-38.....	27	.10
2485-12.....	24	.01	2552-29.....	24	.05	2934-39N.....	27	1.50
2485-40.....	23	.01	2602-40M.....	24	42.00	2936-38N.....	27	1.80
2485-41.....	24	.01	2605-40M.....	24	19.00	2938-40.....	27	1.60
2485-41A.....	24	.01	2605-40N.....	24	17.00	2940-40.....	27	.30
2487-41A.....	24	1.00	2607-40M.....	24	8.00	2941-14.....	27	.01
2488-41.....	24	.30	2607-40N.....	24	6.00	2944-40.....	27	.25
2505-41A.....	24	.50	2618-30A.....	24	.40	2944-40A.....	27	.25
2511-30.....	23	.10	2620-37.....	24	.60	2945-14.....	27	.02
2511-41.....	24	.10	2622-30.....	24	.20	2949-35.....	27	.25
2512-41.....	20-23	.60	2622-36.....	24	.20	2950-35.....	27	.30
2512-41A.....	24	.05	2631-36.....	25	.60	2951-24.....	27	.25
2513-33.....	20-23	7.00	2632-31.....	25	.50	2951-35.....	27	.25
2513-41.....	20-23	7.00	2633-30A.....	25	.05	2952-35.....	27	.05
2514-33.....	23	.40	2634-30.....	25	.10	2954-14.....	27	.10
2514-41.....	23	.40	2634-30A.....	35	.10	2956-39.....	28	1.50
2515-41.....	23	.20	2634-36N.....	25	.30	2958-35.....	28	.50
2515-41A.....	23	.05	2636-30A.....	25	1.80	2958-35A.....	28	.15
2516-26A.....	19	.50	2640-30A.....	25	.30	2960-36.....	28	.35
2516-26S.090"	19	.05	2640-30B.....	25	.30	2964-35.....	28	.15
2516-26S.095"	19	.05	2640-40M.....	25	.30	3051-36AN.....	28	3.50
2516-26S.100"	19	.05	2641-30.....	25-26-	.10	3051-41N.....	28	3.50
2516-26S.105"	19	.05		51		3060-38.....	28	.20
2516-26S.110"	19	.05	2642-40.....	25	.05	3067-36A.....	28	.20
2516-26S.115"	19	.05	2644-30.....	21-25	.10	3067-42.....	28	.20
2516-26S.120"	19	.05	2645-30A.....	25	.20	3101-26.....	28	.25
2516-26S.125"	19	.05	2651-40.....	25	.50	3103-29.....	28	.25
2516-26S.130"	19	.05	2752-30.....	25	1.00	3105-30N.....	28	4.50
2516-26S.135"	19	.05	2753-40.....	25	.25	3110-37.....	28	.60
2516-26S.140"	19	.05	2754-40.....	25	1.20	3111-12.....	28	.10
2516-41A.....	19	.75	2756-39.....	25	.60	3111-29.....	28	.10
2516-41S.078"	19	.10	2759-36N.....	25	.50	3112-29.....	28	.10
2516-41S.083"	19	.10	2759-40N.....	25	.50	3113-29.....	28	.20
2516-41S.088"	19	.10	2776-40N.....	25	3.00	3115-29.....	28	1.50
2516-41S.093"	19	.10	2778-36N.....	25	.75	3117-29.....	28	.25
2516-41S.098"	19	.10	2779-40.....	25	1.50	3118-29.....	28	.05
2516-41S.103"	19	.10	2781-37.....	25	.30	3119-13.....	28	.10
2516-41S.108"	19	.10	2782-39.....	25	.05	3121-30.....	28	4.00
2516-41S.113"	19	.10	2783-30.....	25	.05	3123-30.....	28	4.00
2518-33.....	23	2.00	2784-30.....	25	.10	3128-29.....	28	1.00
2518-41.....	20-23	2.00	2785-30.....	25	.10	3128-31.....	28	.30
2520-33.....	23	.25	2787-30.....	25	.10	3129-31.....	28	.25

NUMERICAL LIST - CONTINUED

Part No.	Page	Price Ea.	Part No.	Page	Price Ea.	Part No.	Page	Price Ea.
3133-30.....	28	\$ 0.10	3572-36B.....	31	\$.40	3813-29.....	34	\$ 0.10
3135-30.....	28	.15	3572-36C.....	7-32	.05	3814-29.....	34	.05
3137-30.....	28	.90	3572-37A.....	31	1.20	3815-29.....	34	.02
3138-31.....	28	.25	3577-15.....	31	.25	3818-36N.....	34	1.00
3141-29.....	28	.30	3607-40A.....	32	1.00	3828-36.....	34	.10
3143-25.....	28	.20	3607-41M.....	32	1.00	3901-30N.....	34	17.50
3144-25.....	28	.10	3612-39.....	32	.10	3906-30N.....	34	9.00
3147-29A.....	29	.20	3613-39.....	32	.05	3909-30N.....	34	5.00
3181-40M.....	29	9.00	3614-39.....	32	.25	3910-30.....	34	.30
3182-25.....	29	.30	3615-15.....	32	.10	3910-37.....	34	.10
3187-34.....	29	.20	3623-39.....	32	1.00	3921-30.....	34	1.80
3189-34.....	29	.10	3623-41M.....	32	1.00	3923-30.....	34	.80
3205-34.....	29	.10	3624-39.....	32	.50	3925-30.....	34	.05
3209-31.....	29	.05	3624-41M.....	32	.50	3926-30.....	34	.05
3302-37AN.....	29	20.00	3627-32.....	32	.20	3929-30.....	34	.15
3307-36AN.....	29	10.00	3627-39.....	32	.15	3932-30.....	34	.10
3310-35B.....	29	.20	3629-32.....	32	.25	3935-30.....	34	.60
3312-35N.....	29	2.00	3633-32.....	32	.05	3940-35N.....	34	2.25
3316-36.....	29	.35	3633-40.....	32	1.00	3941-30N.....	34	2.25
3320-10.....	29	.05	3634-40.....	32	.05	3943-30N.....	34	.04
3321-31.....	29	.10	3635-40.....	32	.05	3943-36N.....	34	.07
3322-31.....	29	.05	3636-40.....	32	.20	3945-30N.....	34	.04
3324-09.....	29	.03	3637-40N.....	32	.25	3947-16N.....	34	.02
3326-09.....	29	.15	3638-40.....	32	.05	3947-29N.....	34	.04
3330-36.....	29	.25	3639-40.....	32	.50	3951-36N.....	35	17.00
3332-36.....	29	.15	3640-40.....	32	.20	3958-36N.....	35	11.00
3333-31.....	29	.05	3702-40M.....	32	5.50	3960-36N.....	35	7.00
3334-32.....	30	.85	3710-40M.....	32	9.50	3963-35.....	35	2.00
3338-32.....	30	.75	3710-41M.....	32	9.50	3965-35.....	35	.10
3344-26.....	30	.05	3710-42M.....	32	9.50	3966-39.....	35	.25
3345-26.....	30	.05	3712-40M.....	32	3.30	3967-35.....	35	.40
3370-36.....	30	.15	3712-41M.....	32	3.30	3968-35.....	35	.05
3371-36A.....	30	.10	3712-42M.....	32	3.30	3970-35.....	35	.10
3371-37.....	30	.25	3726-40M.....	32	.70	3972-35.....	35	.35
3393-37.....	30	.25	3727-40M.....	32	.70	3974-35.....	35	.30
3393-38.....	30	.10	3730-36.....	32	.30	3975-35.....	35	.05
3452-35AN.....	30	3.90	3732-34.....	32	.10	3976-35.....	35	.05
3452-40N.....	30	3.90	3732-34A.....	32	.10	3978-35.....	35	.70
3456-35N.....	30	1.40	3736-35.....	32	.50	3980-35.....	35	.10
3456-40N.....	30	1.40	3736-41.....	32	.50	3982-35.....	35	.15
3457-40.....	30	.10	3737-36.....	33	.30	3995-35.....	35	2.50
3458-40.....	30	.05	3739-34.....	32	.30	3995-41.....	35	2.50
3464-26.....	30	.10	3741-34.....	33	.30	4001-35.....	35	.10
3467-35N.....	30	.50	3743-23.....	33	.05	4004-35.....	36	.75
3467-41N.....	30	.50	3745-29.....	33-34	.30	4004-41.....	36	1.00
3478-35.....	30	.05	3746-29.....	33	.20	4005-35.....	36	.15
3501-40BM.....	30	13.50	3748-26.....	33-39	.10	4006-35.....	35	.20
3502-37BN.....	30	.50	3750-40M.....	33	.25	4007-38.....	36	.25
3502-40BM.....	30	13.50	3750-40MA.....	33	.25	4026-35.....	35-36	.20
3504-38C.....	31	.05	3751-34.....	33	.50	4026-35S.....	36	.20
3505-37.....	30	.25	3751-39.....	33	.75	4029-37AN.....	36	11.00
3505-37A.....	31	.30	3751-41M.....	33	.75	4029-41N.....	36	11.00
3507-36N.....	31	.50	3752-30.....	33	.05	4032-37AN.....	36	6.00
3507-37N.....	31	.70	3757-26.....	33	.50	4032-37N.....	36	9.00
3509-36.....	31	.10	3801-32N.....	33	3.00	4032-41AN.....	36	6.00
3509-36A.....	31	.15	3804-32N.....	33	1.00	4032-41N.....	36	9.00
3529-37.....	31	.10	3804-41.....	33	1.00	4033-35.....	16-36	.02
3531-40M.....	31	.60	3805-30A.....	30-33	.05	4034-35.....	36	.50
3532-18.....	31	.05	3805-30B.....	33	.05	4035-37.....	36	.15
3532-18S.....	31	.05	3805-32D.....	33	.05	4036-37AN.....	36	4.00
3533-18.....	31	.02	3805-32N.....	33	1.00	4037-35.....	37	.25
3534-34.....	31	.02	3805-39.....	33	.15	4038-41.....	36	2.00
3563-12.....	23	.05	3806-41.....	33	.15	4039-41.....	36	2.00
3571-37A.....	31	1.00	3807-26.....	33	.08	4046-31.....	36-37	.01
3571-38D.....	31	1.40	3811-29N.....	33	.25	4054-35.....	36	.80
3572-36A.....	31	.40	3812-29.....	33	.10	4055-35.....	36	.05

NUMERICAL LIST--CONTINUED

Part No.	Page	Price Ea.	Part No.	Page	Price Ea.	Part No.	Page	Price Ea.
4056-35.....	36	\$ 1.25	4171-29.....	39	\$ 0.20	4701-38.....	41	\$ 1.50
4056-41.....	36	1.00	4303-29.....	39	4.475	4701-41M.....	42	1.50
4058-41.....	36	.35	4381-29.....	39	.10	4701-42M.....	42	1.50
4065-35.....	36	.40	4383-28.....	39	.02	4702-38.....	42	1.00
4067-30.....	37	.50	4404-29N.....	39	4.50	4702-41M.....	42	.50
4069-26.....	39	.05	4407-29N.....	39	.60	4703-36A.....	42	.05
4073-39.....	37	.30	4409-24.....	39	.05	4703-38A.....	42	.05
4075-35.....	37	1.00	4409-26.....	51	.05	4703-41M.....	42	1.00
4108-31AN.....	37	4.00	4411-24.....	39	.25	4704-39B.....	42	.75
4108-41N.....	37	4.00	4411-41.....	39	.25	4704-41M.....	42	1.50
4110-30N.....	37	1.50	4413-24.....	39	.05	4704-42M.....	42	3.00
4111-31.....	36-37	2.00	4417-29.....	33-39	.10	4706-36.....	42	.15
4112-31.....	36-37	2.00	4427-15.....	39	.20	4706-39.....	42	.15
4114-35.....	36-37	1.30	4433-23.....	39	.10	4706-41.....	42	.15
4114-41.....	36	1.30	4433-23A.....	39	.05	4706-41M.....	43	.60
4116-30.....	37	.35	4434-23.....	39	.05	4706-41MA.....	43	.05
4117-30.....	37	.90	4501-39N.....	40	13.50	4706-41MB.....	43	.20
4118-29.....	37	.10	4501-41M.....	40	14.50	4706-41MC.....	43	.60
4118-35.....	36-38	.40	4501-42M.....	40	14.50	4708-38A.....	42	.20
4119-29.....	37	.10	4505-39A.....	40	.03	4708-41M.....	42	.20
4119-35.....	36-38	.25	4505-39N.....	40	3.00	4709-38.....	42	.50
4120-29.....	37	.10	4506-36.....	40	.10	4709-42M.....	42	.20
4121-29.....	37	.10	4508-36.....	40	.20	4710-40.....	42	.25
4122-30.....	37	.10	4508-38.....	40	.10	4712-36.....	42	.10
4123-31.....	38	.25	4509-38.....	40	.20	4712-41M.....	42	.10
4124-31.....	38	.80	4509-38A.....	40	.05	4727-42.....	42	.10
4124-38A.....	38	.15	4509-38B.....	40	.05	4728-25.....	42	.10
4125-28A.....	36-38	.10	4510-36.....	40	.05	4730-30A.....	42	.25
4130-40.....	38	1.50	4516-39N.....	40	3.00	4733-39.....	42	.15
4131-28.....	38	.35	4516-41M.....	40	3.00	4733-41M.....	43	.75
4133-36.....	38	.25	4516-41MA.....	40	1.50	4733-41MA.....	43	.25
4133-40.....	38	.05	4518-36.....	40	.05	4736-40.....	41	4.00
4137-30.....	38	.30	4519-39.....	40	.15	4736-41M.....	41	5.00
4140-29.....	38	.15	4519-39A.....	40	.15	4736-42M.....	41	7.00
4141-39.....	38	.20	4523-39.....	41	.25	4760-26N.....	43	.80
4142-39.....	38	.05	4523-39A.....	41	.25	4760-29N.....	43	1.00
4142-39A.....	38	.05	4524-39.....	41	.30	4762-26.....	43	.05
4143-30.....	38	1.20	4524-41M.....	41	.30	4764-26.....	32-43	.05
4143-30A.....	38	.80	4525-39.....	41	.30	4764-29.....	43	.10
4143-30B.....	38	.20	4525-41M.....	41	.30	4766-26.....	43	.10
4144-30.....	38	.05	4527-41M.....	41	4.00	4766-29.....	43	.05
4144-30A.....	38	.10	4529-41MA.....	41	1.25	4768-26N.....	43	.35
4144-30B.....	38	.01	4531-36N.....	41	.35	4768-29.....	43	.50
4144-41.....	38	.01	4534-36.....	41	.02	4770-29.....	43	.05
4145-28.....	38	.40	4534-41M.....	41	.25	4771-29.....	43	.05
4146-15.....	38	.05	4536-41M.....	41	.35	4776-26.....	43	.05
4149-28N.....	38	3.00	4539-41M.....	41	.25	4776-29.....	43	.20
4149-41N.....	38	3.00	4539-41MA.....	41	1.25	4777-26.....	43	.05
4150-28N.....	38	2.00	4540-41M.....	41	.05	4777-29.....	43	.05
4150-41N.....	38	2.00	4541-41M.....	41	.10	4785-38.....	12-39	1.50
4151-28.....	38	1.00	4543-41M.....	41	.25	4786-38.....	39	.35
4151-41N.....	38	1.00	4545-36.....	41	.50	4787-26.....	12-39	.02
4152-41.....	38	.20	4548-41.....	41	1.10	4801-42M.....	43	3.00
4153-28N.....	38	.30	4550-39.....	41	.60	4809-31N.....	43	1.20
4154-28.....	38	.10	4551-37.....	41	.15	4813-31.....	43	.10
4156-28.....	38	.10	4551-37A.....	41	.01	4824-31.....	43	.10
4156-41.....	38	.10	4552-39.....	41	.15	4827-31.....	43	.10
4157-28.....	38	.02	4553-37.....	41	.05	4829-31.....	43	.10
4160-28.....	38	.15	4554-36.....	41	.25	4829-42.....	43	.30
4162-30.....	38	.15	4554-37.....	41	.02	4855-42.....	43	.10
4162-36.....	38	.15	4555-37.....	41	.05	4856-42.....	43	.05
4163-40.....	38	.10	4556-39N.....	41	.10	4857-36.....	43	.20
4165-28.....	39	.20	4557-37.....	41	.05	4857-36A.....	44	.10
4165-41.....	39	.35	4558-37.....	41	.02	4858-36.....	44	.25
4166-28.....	39	.05	4559-37.....	41	.01	4861-29.....	44	.10
4170-28.....	39	.40	4560-41MA.....	41	.05	4862-29.....	44	.05

NUMERICAL LIST - CONTINUED

Part No.	Page	Price Ea.	Part No.	Page	Price Ea.	Part No.	Page	Price Ea.
4862-31.....	44	\$ 0.05	5077-42MB.....	46	\$ 1.60	11317-30.....	49	\$ 0.30
4901-35N.....	44	5.50	5078-41M.....	46	.10	11318-36.....	49	.05
4901-41M.....	45	2.00	5078-42.....	46	.15	11319-41.....	47	.50
4904-35N.....	44	3.00	5081-39.....	45	.75	11319-41A.....	47	.30
4905-29.....	44	.15	5082-39.....	45	.15	11319-41B.....	48	.30
4906-35.....	44	.75	5084-39.....	45	.05	11319-41D.....	48	.05
4906-41M.....	45	.30	5088-39A.....	45	.05	11319-41E.....	47-48	.05
4908-41M.....	45	.25	6033-30.....	29	.15	11319-41F.....	47	.05
4910-35.....	44	.05	6114-36.....	50	.15	11331-32A.....	50	3.50
4910-41M.....	45	.10	6658-25.....	48	.05	11331-40M.....	50	3.50
4912-35.....	44	.10	7107-37.....	48	.05	11350-41M.....	47	2.50
4912-41M.....	45	.10	7223-34.....	48	.05	11350-41MA.....	47	.30
4912-42M.....	45	.15	11126-41.....	50	14.25	11553-41M.....	47	1.60
4914-35N.....	44	.85	11132-37.....	50	5.50	11557-40M.....	47	1.60
4914-41M.....	45	.25	11134-37.....	50	3.00	11661-38A.....	47	2.00
4914-42M.....	45	1.60	11134-41.....	50	3.00	11785XM.....	47	18.25
4915-35.....	44	.15	11136-37.....	50	.15	11800-40A.....	47	2.75
4918-35.....	44	.05	11136-41.....	50	.15	11804X.....	47	.25
4918-41M.....	45	.02	11138-37.....	50	2.00	11805-40.....	47	.35
4922-35.....	44	1.00	11139-37.....	50	.10	11806-31.....	47	.25
4925-35.....	44	.45	11144-37.....	50	1.35	11811X.....	47	.30
4927-15.....	40-45	.12	11145-37A.....	50	1.00	11812X.....	47	.50
	46		11150-37.....	50	.20	11814-35.....	47	.60
4935-35.....	44	.60	11201-42M.....	47	6.50	11815-35.....	47	.30
4938-35.....	44	.30	11202-42M.....	47	3.50	11817-40.....	47	.35
4940-35.....	44	.02	11203-42M.....	47	1.50	11819XA.....	47	.35
4941-35.....	44	.02	11204-42M.....	47	.50	11929-39.....	47	1.25
4966-36N.....	44	.75	11205-42M.....	47	.35	12039-38.....	47	1.50
4969-40M.....	44	.15	11206-42.....	47	.05	13020-35N.....	50	3.25
4999-42M.....	45	7.00	11240-29N.....	51	12.75	13030-29N.....	50	5.50
5051-34N.....	45	2.20	11241-29.....	51	.75	13051X.....	50	.25
5052-41M.....	46	4.75	11292-36NC.....	47	8.50	13051-38.....	50	.20
5052-42M.....	46	4.75	11296-38N.....	48	5.00	13052-38.....	50	.10
5053-41M.....	46	.05	11298-30N.....	48	4.00	13200-32.....	50	1.40
5054-20.....	45	.15	11299-30.....	48	4.50	13201-30A.....	51	1.10
5054-41M.....	46	.25	11299-41N.....	47	3.00	13201-40M.....	51	1.10
5054-42M.....	46	.40	11299-41AN.....	48	4.00	13202-30.....	51	.15
5054-42MA.....	46	.40	11300-30.....	48	1.50	13203-30A.....	51	.15
5056-20.....	45	.05	11300-41A.....	48	3.00	13205-30.....	51	.25
5056-41M.....	46	.02	11300-41B.....	47	3.00	13300-33.....	51	10.00
5056-42M.....	46	.05	11301-31.....	48	.20	13304-33.....	51	.10
5058-34.....	45	.35	11301-31A.....	48	.60	13306-33N.....	51	.95
5058-41M.....	46	.05	11302-30N.....	48	.40	13310-33.....	51	.15
5060-41M.....	46	.35	11302-30A.....	48	2.50	13312-33.....	51	.15
5061-34.....	45	.35	11302-41N.....	47	2.50	13313-38.....	51	.10
5062-34.....	45	.10	11303-30.....	49	.20	13314-33.....	51	.10
5062-41M.....	46	.35	11305-30.....	49	.20	13316-33.....	51	.10
5063-30.....	45	.01	11305-36N.....	49	.90	13322-33N.....	51	.30
5064-41M.....	46	.25	11305-41N.....	49	.90	13327-33N.....	51	.90
5065-25.....	45	.25	11306-30.....	49	5.00	13327-41N.....	51	.90
5066-41M.....	46	.10	11306-41N.....	48-49	2.80	13328-35.....	51	.15
5067-25.....	45	.03	11307-31.....	49	.15	13328-41.....	51	.15
5067-36.....	45	.03	11307-39N.....	49	3.00	13330-36.....	51	.15
5068-41M.....	46	.10	11307-41N.....	48	.10	13331-33N.....	51	.80
5070-41M.....	46	.20	11308-30N.....	49	3.00	13331-41N.....	51	.40
5072-41M.....	46	.10	11311-32A.....	49	1.20	13337-41.....	51	.10
5074-41M.....	46	.02	11312-30.....	49	.25	13340-33.....	51	.15
5075-41M.....	46	.75	11314-30.....	49	.20	13340-41N.....	51	.25
5076-41M.....	46	.05	11314-38.....	49	.20	13342-38.....	51	.25
5077-42M.....	46	2.00	11315-30.....	49	.75	13345-42M.....	28	1.00
5077-42MA.....	46	1.90	11315-38.....	49	.75	13346-42M.....	28	.15
						13349-33.....	51	.05

www.rpw.it

BEARING CHART

A Consolidation of all Ball and Roller Bearings Serviced by Harley Davidson for U.S. Army Motorcycles, all Solo Models.

Unit used on	Type Bearing	Gov't No.	Part No.	Mfgr. No.	Used on Models		
					40WLA	41WLA	42WLA
Connecting Rods.....	Roller	4100	2289-17	None	24	24	24
Connecting Rods.....	Roller	4100	305-29	None	12	12	12
Connecting Rods.....	Roller	4100	309-29	None	1	1	1
Crankcase, Right.....	Roller	4100	417-37	None	1	1	1
Crankcase, Right.....	Roller	4100	305-29	None	1	1	1
Crankcase, Left.....	Roller	4100	304-15	None	24	24	24
Crankcase, Left.....	Roller	4100	419-29	None	1	1	1
Armature, Small.....	Roller	4600	1644-18	T-201 Torrington	1	1	1
Armature, Large.....	Roller	4600	1644-30	T-202 Torrington	1	1	1
Countershaft.....	Roller	4700	2289-39	None	24	24	24
Mainshafts.....	Roller	4700	2306-32	None	40	40	40
Left Bearing.....	Roller	4700	2289-36	None	0	40	40
Thrust Bearing.....	Ball	4700	2521-41	None	0	1	1
Countershaft.....	Roller	4700	2306-32	None	40	40	40
Clutch Push Rod.....	Roller	4200	2448-36	None	1	0	0
Clutch Left.....	Roller	4200	2289-36	None	0	40	40
Clutch Left.....	Roller	4200	2306-32	None	40	40	40
Clutch Thrust.....	Ball	4200	2521-33	None	1	0	0
Clutch Thrust.....	Ball	4200	2521-41	None	0	1	1
Clutch, Main Bearing.....	Ball	2300	2540-33 (5/32" Steel Ball)	None	96	0	96
Clutch, Hub.....	Ball	2300	2472-41B (7/32" Steel Ball)	None	36	60	60
Frame Head Bearing.....	Ball	2300	0282 (5/16" Steel Ball)	None	30	30	30
Handlebars.....	Roller	5400	3320-10	None	2	2	2
Front Wheels.....	Ball	2300	0282 (5/16" Steel Ball)	None	26	26	26
Rear Wheels, Large.....	Roller	5300	2289-25	None	14	14	14
Rear Wheel, Small.....	Roller	5300	2289-25	None	12	12	12

www.fpw.it