

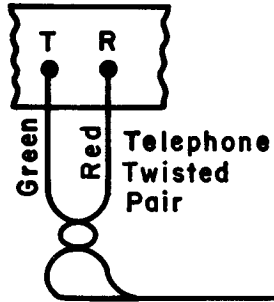
TC4150 (LLM)

Cabling from Control Console to Administrative Phone

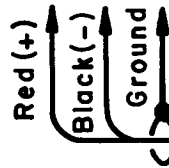
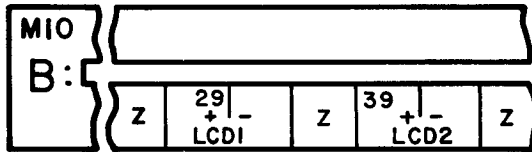
- Twisted Pair

Maximum Lengths :

- 2000 ft. (22 AWG)
- 3200 ft. (20 AWG)
- 5000 ft. (18 AWG)



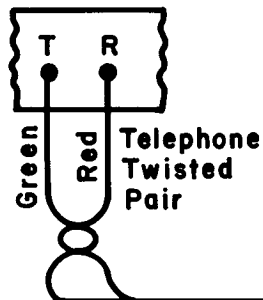
MIO



LCD Connections:

- Use only the bottom row of terminals.
- Connect: Red wire to positive side.
- Black wire to negative side.
- Shield to any "Z" terminal.

TC4150 (LLM)



(Not connecte
Cabling from Control Console to
Display Phones:

- Twisted pair (as above)
- Shielded pair (22 AWG)

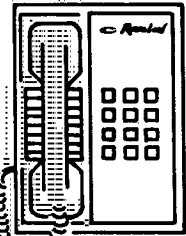
Maximum Length for Shielded Pa
1000 ft. total per LCD drive.

- For example: Phone 1 - 400 ft
Phone 2 - 350 ft
Phone 3 - 250 ft
1000 ft

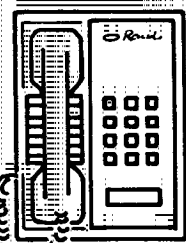
Which LCD Driver?

The two LCD drivers work the s
Each driver can handle up to t
displays. Since a display wil
show only the information from
LCD driver to which it is conn
it is very important to connec
display to the driver for whic
will be programed to answer ca
(see "Programing").

Active Pushbutton Phone
(RJ45 jack)



Administrative Display Phone
(RJ45 jack)



There are two red wires:
one from the telephone
twisted pair; one from
the display.

The black wire from the
display goes to the
yellow wire in the jack.

FIVE TELEPHONES