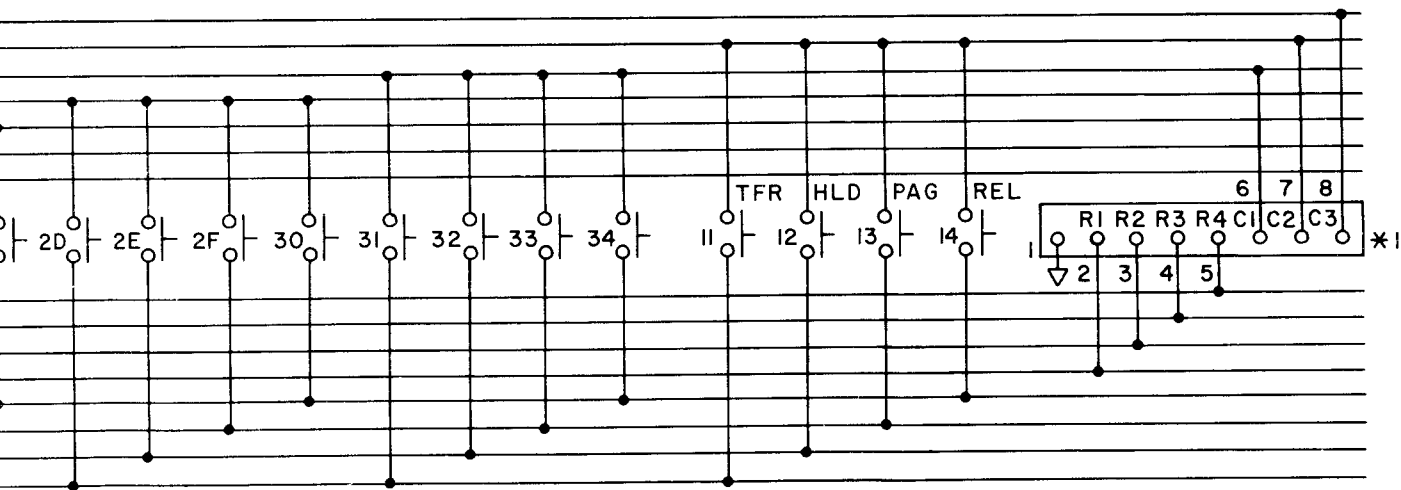

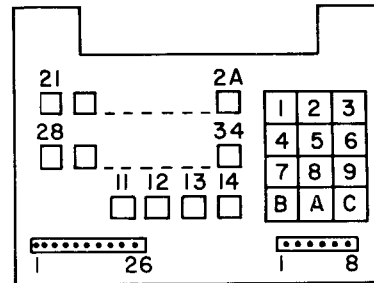
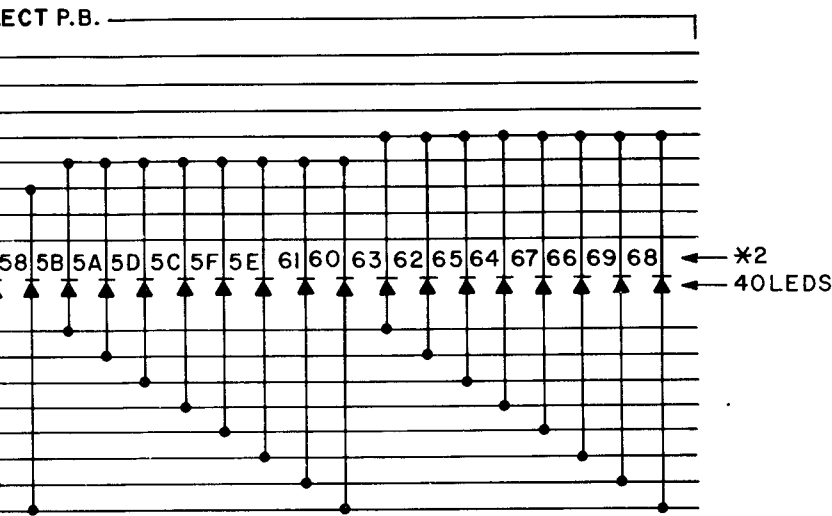


- NOTES:
1. DEPRESSING THE KEYPAD KEY
 2. NUMBERS SHOWN ARE KEY VA
CONSOLE AND TCIV. THE RED
 3. K, L, M REFER TO CPU I/O POR
PIN NUMBERS CORRESPOND TO

DRG. NO.	KC1552	B
DATE	6-9-87	
ISS	CHANGE	
A	NOTE 3 REFERRED TO CONN. P3. 2 LEDS PER DIRECT... WAS 20 PRS. OF LINE LEDS. P6 & MISC. P.B.'S WERE UNIDENTIFIED. 8-4-87	
B	REVERSED LED DESIGNATIONS BY PAIRS. 10-21-87	



THE KEYPAD KEY SHORTS THE CORRESPONDING ROW TO THE COLUMN.
 SHOWN ARE KEY VALUES USED IN COMMUNICATION CHANNEL BETWEEN
 AND TCIV. THE RED LED FOR P.B. "M" IS NUMBERED 2M AND THE GREEN IS 2M+1.
 R TO CPU I/O PORTS 4,3,1 RESPECTIVELY, AND DIGITS REPRESENT BIT NUMBERS.
 S CORRESPOND TO NUMBERS ON MAIN BOARD CONNECTOR P5.

	C1	C2	C3
R1	1	2	3
R2	4	5	6
R3	7	8	9
R4	* 0	#	

KEYPAD ROWS/COLUMNS (*1)

MODEL TC4400
CONSOLE KEYBOARD
 RAULAND-BORG CORP.

MADE IN U.S.A.
 KC1552 [B]