

Write to Q & A, *Electronics Now*, 500-B Bi-County Blvd., Farmingdale, NY 11735

LIGHTING CONTROL

I have built a lighting control system for my home using momentary switches. I have it set up so that the first press turns on the light and the next press turns it off. However, frequently a single press will cause the light to turn on and then turn immediately off. I think the problem is with the switches themselves. Can you suggest a way around this problem?—Y. Geben, Tetour, CO

You haven't given me much detail about your circuit but, from what you've described, the problem seems to be that the switches are "noisy." In other words, the switch contacts are "bouncing," or opening and closing several times very rapidly when you push and release the switch. This is a common problem with run-of-the-mill pushbutton switches, and there are several things you can try to get rid of the problem.

The first solution, which you probably don't want to hear, is to modify the circuit that the switches are controlling so that it won't respond to what I believe are the extra pulses from the switches. This can be done with a 555 timer IC set up as a one-shot multivibrator. But it does mean adding some new circuitry, which might not be easy to add to what you've already done.

A second idea is to get rid of the switches you're now using and replace them with high-quality units that won't bounce as much—but they are significantly more expensive than the ones you now have. Unfortunately, in spite of their price, even the world's best switches will bounce occasionally.

A much better fix is to debounce the switches you're currently using. This will take some additional hardware, but much less than would be needed for my first suggestion. You didn't include a schematic of your circuit, but the switch debouncers

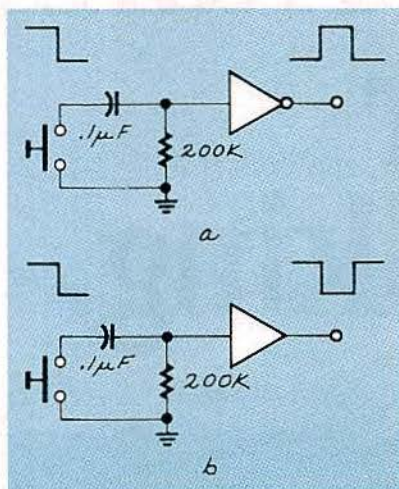


FIG. 1—SWITCH DEBOUNCERS. These circuits will cure problems caused by switch-contact bounce. The one shown in *a* will give you a positive output pulse, and the one shown in *b* will give you a negative output pulse.

that I've drawn in Fig. 1 should do the trick.

By the way, it's always a good idea to debounce mechanical switches, regardless of the application. In your case, the effect of switch bouncing seems to be fairly obvious, but in other circuits, it might be hard to track down the problem.

TIME DELAY CIRCUIT

I use an electronic timer in my darkroom, and because of the kind of work I do the exposure times for my prints are extremely long. In order to extend bulb life I've put a fan on the enlarger head to cool the bulb. I can't have it running during the exposure because of the vibrations, but I've rigged up a circuit that will turn it on when the bulb is switched off. What I need is a control circuit that will keep the fan running for a certain period of time and then shut it off automatically. The fan control circuit is now driven by logic signals. Any ideas?—J. Metzler, Portland, OR

Regardless of what you're controlling, it sounds to me as if you're looking for a simple time-delay circuit. And whenever you need a simple time-delay circuit, your first thought should be the 555 timer IC, the king of time-delay circuits.

Because you already control the fan with logic level signals, the output of a 555 should be perfect for the job. You neglected to say whether you need a high or low signal to activate the fan, but it's a simple matter to run the output of the 555 through a transistor set up as a simple inverter.

The circuit shown in Fig. 2 should work for you. Rotating the potentiometer wiper will change the time delay from the 555. If you use this circuit, it's a good idea to get a data sheet on the 555 in case you want to make a change in the time delay or alter the circuit to do something else.

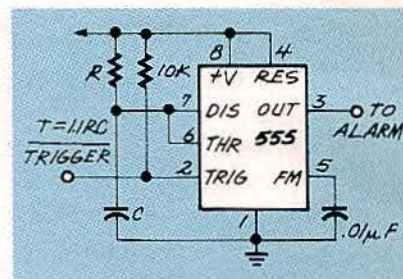


FIG. 2—SIMPLE TIME-DELAY CIRCUIT. Rotating the potentiometer wiper will change the time delay from the 555 IC.

TRIANGLE GENERATOR

I need a source of triangle waves to test a piece of equipment I have. I don't want to spend a lot of money on it because I'll probably use it once and never need it again. Is there some simple circuit I can build to generate triangle waves that also gives me control of the frequency?—T. Barabbas, Enid, OK

The schematic in Fig. 3 is the simplest triangle-wave generator I can come up with. All you need is three

Be an FCC LICENSED ELECTRONIC TECHNICIAN!



Earn up to \$30 an hour and more!

Learn at home in spare time. No previous experience needed!

No costly school. No commuting to class. The Original Home-Study course prepares you for the "FCC Commercial Radiotelephone License." This valuable license is your professional "ticket" to thousands of exciting jobs in Communications, Radio-TV, Microwave, Maritime, Radar, Avionics and more...even start your own business! You don't need a college degree to qualify, but you do need an FCC License.

No Need to Quit Your Job or Go To School

This proven course is easy, fast and low cost! GUARANTEED PASS—You get your FCC License or money refunded. Send for FREE facts now. MAIL COUPON TODAY!

COMMAND PRODUCTIONS

FCC LICENSE TRAINING, Dept. 90
P.O. Box 2824, San Francisco, CA 94126
Please rush FREE details immediately!

NAME _____
ADDRESS _____
CITY _____ STATE _____ ZIP _____

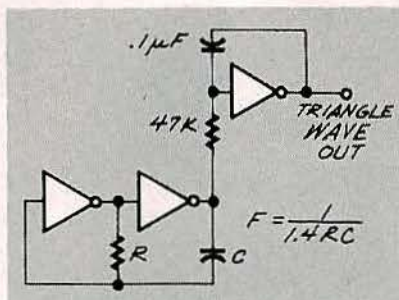


FIG. 3—TRIANGLE-WAVE GENERATOR. The first two gates are set up as a square-wave oscillator, and the last one makes the conversion to triangle waves.

inverters and a handful of passive components to put it together. Because it's built with CMOS parts, the output waveform will swing pretty close to the supply rails, and the operation of the circuit will be noise-free.

The first two gates are set up as a square-wave oscillator, and the last one makes the conversion to triangle waves. I'm pointing this out because if you already have a good square-wave generator, you can feed its output through the last part of the Fig. 3 circuit and convert the square waves to triangle waves.

FOREIGN CHARACTERS

The word processor I use allows me to type in the foreign characters that are part of the IBM character set, but it doesn't show me what they are. Because I write a lot of French text, it would be a great help if I could call up an ASCII table and see what codes I have to use to get the accented letters and other foreign-language characters. Do you have anything that would help?—P. Durand, Trinity, MA

This kind of request is one of the best arguments I know for using bulletin boards. The freeware and shareware files you can find there are usually written because someone has had a similar problem and decided to write a small piece of utility software to do the job.

The answer to your problem is a program called ASC.COM. It's a small TSR (terminate and stay ready) program that takes up about 1 kilobyte of memory and provides you with a complete ASCII table. All you have to do is run the program—and it's small enough to be considered as a permanent load via your AUTOEXEC.BAT file. Once the program is installed, it can be called up by pressing ALT-A. A window with an ASCII table will appear on the screen, and you can move around it with the cursor keys. When you get the code you need, the program is exited by pressing the escape key.

There are just a couple of things to watch out for. Because there's no source code with the program, there's no way to change the hot-key assignment. Also, if you use a spell checker, it might choke on the foreign characters.

DENSITY PROBLEMS

I recently bought a home computer so I could take work home from the office but I'm having trouble reading the office disks at home. The computer in my office is an IBM PS-2 model 50 with a 3½-inch high-density disk drive. My computer at home is a PC compatible with the same kind of floppy drive. Disks that are written in the office usually produce an "Undetermined

Continued on page 85

AMAZING ELECTRONIC PRODUCTS and KITS

Remember those Martian Space Ships in HG Wells War of the Worlds?

MYSTERY Levitating Device

Objects float on air and move to the touch. Defies gravity! Amazing gift, conversation piece, magic trick or great scientific project.

ANT1K Easy-Ass'y Kit/Plans \$19.50

3 MILE FM Wireless Microphone!


Crystal clear, ultra-sensitive pickup transmits voices, sounds to any FM radio. For security, monitoring children, invalids. Be the local DJ!

MVP1 Plans \$7.00
MVP1K Kit/Plans \$39.50

3 MILE Telephone Transmitter!

Automatically transmits 2 sides of phone conversation to any FM radio. Tunable, easy-assembly PC board. Operates only when phone is in use.

VWPM7 Plans \$7.00
VWPMK7 Kit/Plans \$39.50



TV & FM Joker/Jammer

Pocket size device lets you remotely disrupt TV or radio reception. Great gag! Discretion required. Easy-build electronic kit. EJK1K \$19.50

100,000 V - 20' Range Intimidation Device!

Electronic module, may be enclosed for handheld, portable, or fixed uses. ITM2 Plans (creditable to kit) \$10.00
ITM2K Kit & Plans \$49.50

READY-TO-USE, AUTOMATIC Phone Recording System

Complete with extended play tape recorder & line interface switch. Automatically records both sides of conversation. Check Local Laws on Proper Use! Ready-to-Use System. TAP2X System \$149.50

Laser Pen

Pen sized laser, great for movies, drive-ins, pointer. Ready to use, with batt's. LAPN1 Laser Pen . \$149.50

Pocket Laser Kit

3mw or 5mw kits, with solid state 670nm diode. Caution, Class IIIa item. VRL3KM 3mw Laser Kit ... \$99.50
VRL5KM 5mw Laser Kit .. \$119.50

MORE Laser Kits!

LAS1KM 1mw Laser, 632nm, HeNe Easy to Build Kit \$69.50
LAS4KM 3mw Version, Kit \$99.50

LAT05 Low Cost HeNe Laser Tube!

.5mw Tube & Plans ... only \$24.50
Other parts available separately.
Great Low Budget Science Project!

Shocker Force Field Vehicle Electrifier

Make hand shock balls, shock wands electrify objects, charge capacitors. Great pay back for those wise guys! SHK1KM Easy-Assembly Kit \$24.50

INFORMATION UNLIMITED

Dept RE-4 Box 716, Amherst NH 03031
Phone 603-673-4730 FAX 603-672-5406
MC, VISA, COD, Check Accepted. ADD \$5 S&H.

Order by Mail, or by 24 Hr Order Phone: 800-221-1705

CATALOG!

with many more items!
FREE with order, or send \$1 P&H